

## MIRA INFORM REPORT

<b>Report No. :</b>	538772
<b>Report Date :</b>	16.11.2018

### IDENTIFICATION DETAILS

<b>Name :</b>	SRIKARAM PRESCIENCE PRIVATE LIMITED
<b>Registered Office :</b>	House No. 99/1, Block -C, Inderpuri, Delhi North, Delhi – 110012
<b>Tel. No.:</b>	91-120-4738165
<b>Country :</b>	India
<b>Financials (as on) :</b>	31.03.2017
<b>Date of Incorporation :</b>	12.02.2009
<b>CIN No.:</b> [Company Identification No.]	U24100DL2009PTC187561
<b>Capital Investment / Paid-up Capital :</b>	INR 4.400 Million
<b>PAN No.:</b> [Permanent Account No.]	AAMCS9536J
<b>GSTN :</b> [Goods & Service Tax Registration No.]	09AAMCS9536J2ZJ [Uttar Pradesh] 09AAMCS9536J1ZK 27AAMCS9536J1ZM [Maharashtra] 07AAMCS9536J2ZN [Delhi]
<b>Legal Form :</b>	Private Limited Liability Company.
<b>Line of Business :</b>	Providing Storage and Warehousing Services. [Registered Activity]
<b>No. of Employees :</b>	Information denied by the management

### RATING & COMMENTS

(Mira Inform has adopted New Rating mechanism w.e.f. 23<sup>rd</sup> January 2017)

<b>MIRA's Rating :</b>	<b>A</b>
------------------------	----------

Credit Rating	Explanation	Rating Comments
A	Acceptable Risk	Business dealings permissible with moderate risk of default

**DISCLAIMER :** This Report is **PRIVATE & CONFIDENTIAL** and it is prepared at the request of and for its use by the Subscriber only. The Subscriber shall use the contents of the Report merely as an aid to its business. Mira Inform Private Limited ("MIPL") has collated information/data in the Report, which have not been verified unless otherwise specifically mentioned in the Report. The Subscriber shall independently verify the accuracy and correctness of the information/data before in any way acting upon the same. MIPL shall not be liable for any harm, injury, loss or damage caused to the Subscriber due to default by the Subscriber's debtors/beneficiaries in fulfilling their obligations of any nature whatsoever. This Report or any of its portion shall not be used as a documentary evidence or otherwise before any investigative agencies or forum of law. This Report is confidential and proprietary to MIPL. The Subscriber and/or any other person(s) may not reproduce, publish or disclose any of the contents of the Report to others without the express authorization of MIPL. This Report is prepared and issued to the Subscriber without any risk, responsibility or liability on the part of MIPL or its officials.

<b>Status :</b>	Good
<b>Payment Behaviour :</b>	Usually correct
<b>Litigation :</b>	Clear
<b>Comments :</b>	<p>Subject is an established company incorporated in the year 2009 having good track.</p> <p>For the financial year ended 2017, the company has witnessed a growth in its revenue and has reported good profit margin at 10.30% (approx.)</p> <p>The company possesses sound financial profile marked by healthy net worth base along with negligible debt recorded by the company.</p> <p>Trade relations are reported as fair. Business is active. Payment terms are seems to be usually correct and as per commitments.</p> <p>In view of aforesaid, the company can be considered for business dealings at usual trade terms and conditions.</p>

**NOTES :**

Any query related to this report can be made on e-mail : [infodept@mirainform.com](mailto:infodept@mirainform.com) while quoting report number, name and date.

**ECGC Country Risk Classification List**

Country Name	Previous Rating (30.06.2018)	Current Rating (30.09.2018)
India	A1	A1

Risk Category	ECGC Classification
Insignificant	A1
Low Risk	A2
Moderately Low Risk	B1
Moderate Risk	B2
Moderately High Risk	C1
High Risk	C2
Very High Risk	D

**EXTERNAL AGENCY RATING**

**NOT AVAILABLE**

**RBI DEFAULTERS' LIST STATUS**

Subject's name is not enlisted as a defaulter in the publicly available RBI Defaulters' list.

**EPF (Employee Provident Fund) DEFAULTERS' LIST STATUS**

Subject's name is not enlisted as a defaulter in the publicly available EPF (Employee Provident Fund) Defaulters' list as of 31-03-2018.

**BIFR (Board for Industrial & Financial Reconstruction) LISTING STATUS**

Subject's name is not listed as a Sick Unit in the publicly available BIFR (Board for Industrial & Financial Reconstruction) list as of 16.11.2018

**IBBI (Insolvency and Bankruptcy Board of India) LISTING STATUS**

Subject's name is not listed in the publicly available IBBI (Insolvency and Bankruptcy Board of India) list as of report date.

**DISCLAIMER** : This Report is **PRIVATE & CONFIDENTIAL** and it is prepared at the request of and for its use by the Subscriber only. The Subscriber shall use the contents of the Report merely as an aid to its business. Mira Inform Private Limited ("MIPL") has collated information/data in the Report, which have not been verified unless otherwise specifically mentioned in the Report. The Subscriber shall independently verify the accuracy and correctness of the information/data before in any way acting upon the same. MIPL shall not be liable for any harm, injury, loss or damage caused to the Subscriber due to default by the Subscriber's debtors/beneficiaries in fulfilling their obligations of any nature whatsoever. This Report or any of its portion shall not be used as a documentary evidence or otherwise before any investigative agencies or forum of law. This Report is confidential and proprietary to MIPL. The Subscriber and/or any other person(s) may not reproduce, publish or disclose any of the contents of the Report to others without the express authorization of MIPL. This Report is prepared and issued to the Subscriber without any risk, responsibility or liability on the part of MIPL or its officials.

**INFORMATION DENIED**

Management Non-Cooperative (Tel. No.: 91-120-4738165)

**LOCATIONS**

<b>Registered Office :</b>	House No. 99/1, Block -C, Inderpuri, Delhi North, Delhi – 110012, India
<b>Tel. No.:</b>	91-120-4738165
<b>Fax No.:</b>	91-120-4738164
<b>E-Mail :</b>	<a href="mailto:raman@srikaramprescience.com">raman@srikaramprescience.com</a>
<b>Factory :</b>	D-14, Sector – 6, Noida – 201301, Uttar Pradesh, India
<b>Tel No.:</b>	91-120-4738105 / 6
<b>Fax No.:</b>	91-120-4738164
<b>E-Mail :</b>	<a href="mailto:info@srikaramprescience.com">info@srikaramprescience.com</a>
<b>Website :</b>	<a href="http://www.srikaramprescience.com">www.srikaramprescience.com</a>

**DIRECTORS**

**AS ON 31.03.2018**

<b>Name :</b>	Mr. Ranganathan Ramanathan		
<b>Designation :</b>	Director		
<b>Address :</b>	C-99/1, Rear Side Inderpuri Delhi – 110012, India		
<b>Date of Appointment :</b>	12.02.2009		
<b>DIN No.:</b>	00952733		
<b>Other Directorship:</b>			
<b>CIN/FCRN</b>	<b>Company Name</b>	<b>Begin Date</b>	<b>End Date</b>
U63012DL2002PTC115200	AIRLIFT CONTAINERS PRIVATE LIMITED	02/05/2002	-
U63011DL2002PTC117727	AIRLIFT LOGISTICS SOLUTIONS PRIVATE LIMITED	26/11/2002	-
U40105DL2005PTC133381	AHS LOGISTICS PRIVATE LIMITED	01/11/2006	-
U51909DL2011PTC226411	PRECIMED MEDICAL SUPPLIES INDIA PRIVATE LIMITED	01/04/2013	-
U92190DL2013PTC255562	TRISHA EVENTS AND CELEBRATIONS PRIVATE LIMITED	19/07/2013	-
U63000DL2013PTC259914	TRIVIDHI PRESCIENCE (3PL LOGISTICS) PRIVATE LIMITED	05/11/2013	-
<b>Name :</b>	Mr. Ramesh Ananthakrishnan		
<b>Designation :</b>	Director		
<b>Address :</b>	3062, Ats One Hamlet, Sector-104 Gautam Budh Nagar, Noida – 201304, Uttar Pradesh, India		
<b>Date of Appointment :</b>	12.02.2009		

**DISCLAIMER :** This Report is **PRIVATE & CONFIDENTIAL** and it is prepared at the request of and for its use by the Subscriber only. The Subscriber shall use the contents of the Report merely as an aid to its business. Mira Inform Private Limited ("MIPL") has collated information/data in the Report, which have not been verified unless otherwise specifically mentioned in the Report. The Subscriber shall independently verify the accuracy and correctness of the information/data before in any way acting upon the same. MIPL shall not be liable for any harm, injury, loss or damage caused to the Subscriber due to default by the Subscriber's debtors/beneficiaries in fulfilling their obligations of any nature whatsoever. This Report or any of its portion shall not be used as a documentary evidence or otherwise before any investigative agencies or forum of law. This Report is confidential and proprietary to MIPL. The Subscriber and/or any other person(s) may not reproduce, publish or disclose any of the contents of the Report to others without the express authorization of MIPL. This Report is prepared and issued to the Subscriber without any risk, responsibility or liability on the part of MIPL or its officials.

<b>DIN No.:</b>	01733588		
<b>Other Directorship:</b>			
<b>CIN/FCRN</b>	<b>Company Name</b>	<b>Begin Date</b>	<b>End Date</b>
U63012DL2002PTC115200	AIRLIFT CONTAINERS PRIVATE LIMITED	02/12/2002	-
U63011DL2002PTC117727	AIRLIFT LOGISTICS SOLUTIONS PRIVATE LIMITED	15/11/2003	-
U40105DL2005PTC133381	AHS LOGISTICS PRIVATE LIMITED	01/11/2006	-
U51909DL2011PTC226411	PRECIMED MEDICAL SUPPLIES INDIA PRIVATE LIMITED	18/10/2011	-
U92190DL2013PTC255562	TRISHA EVENTS AND CELEBRATIONS PRIVATE LIMITED	05/08/2013	-
U63000DL2013PTC259914	TRIVIDHI PRESCIENCE (3PL LOGISTICS) PRIVATE LIMITED	05/11/2013	-
<b>Name :</b> Mr. Sundari Ramanathan			
<b>Designation :</b> Additional Director			
<b>Address :</b> C-99/1, Inderpuri, New Delhi – 110012, India			
<b>Date of Appointment :</b> 01.04.2016			
<b>DIN No.:</b> 02062019			
<b>Other Directorship:</b>			
<b>CIN/FCRN</b>	<b>Company Name</b>	<b>Begin Date</b>	<b>End Date</b>
U40105DL2005PTC133381	AHS LOGISTICS PRIVATE LIMITED	01/06/2008	-
U51909DL2011PTC226411	PRECIMED MEDICAL SUPPLIES INDIA PRIVATE LIMITED	18/10/2011	-
<b>Name :</b> Mr. Annapoorani Ramesh			
<b>Designation :</b> Additional Director			
<b>Address :</b> Flat No. 3062, Ats One Hamlet Setor-104, Noida, Gautam Buddha Nagar, Noida – 201304, Uttar Pradesh, India			
<b>Date of Appointment :</b> 01.04.2016			
<b>DIN No.:</b> 02062074			
<b>Other Directorship:</b>			
<b>CIN/FCRN</b>	<b>Company Name</b>	<b>Begin Date</b>	<b>End Date</b>
U40105DL2005PTC133381	AHS LOGISTICS PRIVATE LIMITED	01/06/2008	-

**MAJOR SHAREHOLDERS / SHAREHOLDING PATTERN**

**AS ON 31.03.2017**

<b>Names of Shareholders</b>	<b>No. of Shares</b>
Ranganathan Ramanathan	146668
Ramesh Ananthakrishnan	167300
Sundari Ramanathan	73332

**DISCLAIMER :** This Report is **PRIVATE & CONFIDENTIAL** and it is prepared at the request of and for its use by the Subscriber only. The Subscriber shall use the contents of the Report merely as an aid to its business. Mira Inform Private Limited ("MIPL") has collated information/data in the Report, which have not been verified unless otherwise specifically mentioned in the Report. The Subscriber shall independently verify the accuracy and correctness of the information/data before in any way acting upon the same. MIPL shall not be liable for any harm, injury, loss or damage caused to the Subscriber due to default by the Subscriber's debtors/beneficiaries in fulfilling their obligations of any nature whatsoever. This Report or any of its portion shall not be used as a documentary evidence or otherwise before any investigative agencies or forum of law. This Report is confidential and proprietary to MIPL. The Subscriber and/or any other person(s) may not reproduce, publish or disclose any of the contents of the Report to others without the express authorization of MIPL. This Report is prepared and issued to the Subscriber without any risk, responsibility or liability on the part of MIPL or its officials.

Annapoorani Ramesh		52700
<b>Total</b>		<b>440000</b>

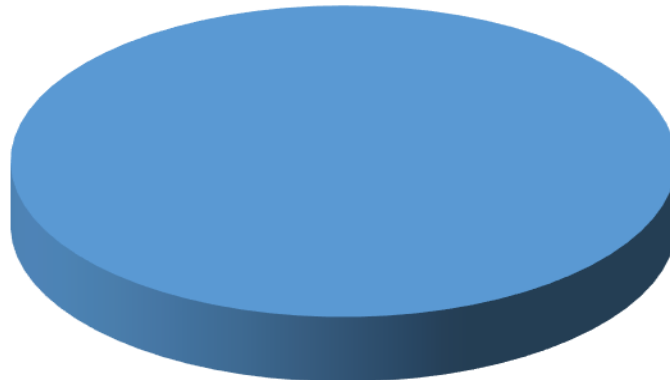
**Equity Share Break up (Percentage of Total Equity)**

**AS ON 26.09.2017**

Category	Percentage
Promoters- Individual/Hindu Undivided Family- Indian	100.00
<b>Total</b>	<b>100.00</b>

**Share holding pattern**

■ Promoters- Individual/Hindu Undivided Family- Indian



100.00

**BUSINESS DETAILS**

<b>Line of Business :</b>	Providing Storage and Warehousing Services. [Registered Activity]		
<b>Products / Services :</b>	<b>Name and Description of main products / services</b>	<b>NIC Code</b>	<b>of the Product/service</b>
	Other Storage and Warehousing services	99672900	
<b>Brand Names :</b>	Not Available		

**DISCLAIMER :** This Report is **PRIVATE & CONFIDENTIAL** and it is prepared at the request of and for its use by the Subscriber only. The Subscriber shall use the contents of the Report merely as an aid to its business. Mira Inform Private Limited ("MIPL") has collated information/data in the Report, which have not been verified unless otherwise specifically mentioned in the Report. The Subscriber shall independently verify the accuracy and correctness of the information/data before in any way acting upon the same. MIPL shall not be liable for any harm, injury, loss or damage caused to the Subscriber due to default by the Subscriber's debtors/beneficiaries in fulfilling their obligations of any nature whatsoever. This Report or any of its portion shall not be used as a documentary evidence or otherwise before any investigative agencies or forum of law. This Report is confidential and proprietary to MIPL. The Subscriber and/or any other person(s) may not reproduce, publish or disclose any of the contents of the Report to others without the express authorization of MIPL. This Report is prepared and issued to the Subscriber without any risk, responsibility or liability on the part of MIPL or its officials.

<b>Agencies Held :</b>	Not Available
<b>Exports :</b>	Not Available
<b>Imports :</b>	Not Available
<b>Terms :</b>	Not Divulged

**PRODUCTION STATUS – (NOT AVAILABLE)**

**GENERAL INFORMATION**

<b>Suppliers :</b>	<b>Reference :</b>	Not Divulged
	<b>Name of the Person :</b>	--
	<b>Contact No.:</b>	--
	<b>Since How Long Known :</b>	--
	<b>Maximum Limit Dealt :</b>	--
	<b>Experience :</b>	--
	<b>Remark:</b>	--
<b>Customers :</b>	<b>Reference :</b>	Not Divulged
	<b>Name of the Person :</b>	--
	<b>Contact No.:</b>	--
	<b>Since How Long Known :</b>	--
	<b>Maximum Limit Dealt :</b>	--
	<b>Experience :</b>	--
	<b>Remark:</b>	--
<b>No. of Employees :</b>	Information denied by the management	
<b>Bankers :</b>	<b>Banker Name :</b>	ICICI Bank Limited
	<b>Branch :</b>	Landmark Race Course Circle Alkapuri, Vadodara – 390015, Gujarat, India
	<b>Person Name (With Designation) :</b>	--
	<b>Contact Number :</b>	--
	<b>Name of Account Holder :</b>	--
	<b>Account Number :</b>	--
	<b>Account Since (Date/Year of Account Opening) :</b>	--
	<b>Average Balance Maintained :</b>	--
	<b>Credit Facilities Enjoyed (CC/OD/Term Loan) :</b>	--
	<b>Account Operation :</b>	--

**DISCLAIMER :** This Report is **PRIVATE & CONFIDENTIAL** and it is prepared at the request of and for its use by the Subscriber only. The Subscriber shall use the contents of the Report merely as an aid to its business. Mira Inform Private Limited ("MIPL") has collated information/data in the Report, which have not been verified unless otherwise specifically mentioned in the Report. The Subscriber shall independently verify the accuracy and correctness of the information/data before in any way acting upon the same. MIPL shall not be liable for any harm, injury, loss or damage caused to the Subscriber due to default by the Subscriber's debtors/beneficiaries in fulfilling their obligations of any nature whatsoever. This Report or any of its portion shall not be used as a documentary evidence or otherwise before any investigative agencies or forum of law. This Report is confidential and proprietary to MIPL. The Subscriber and/or any other person(s) may not reproduce, publish or disclose any of the contents of the Report to others without the express authorization of MIPL. This Report is prepared and issued to the Subscriber without any risk, responsibility or liability on the part of MIPL or its officials.

	<b>Remark :</b>	--	
<b>Facilities :</b>	<b>(INR In Million)</b>		
	<b>SECURED LOAN</b>	<b>As on 31.03.2017</b>	<b>As on 31.03.2016</b>
	<b>LONG TERM BORROWING</b>		
	Loans repayable on demand – Car loan	1.552	0.000
	<b>SHORT TERM BORROWING</b>		
	Cash credit from ICICI Bank (Secured against hypothecation of book debts)	0.000	3.186
	<b>Total</b>	<b>1.552</b>	<b>3.186</b>

<b>Auditors :</b>	
<b>Name :</b>	Ashish and Company Chartered Accountants
<b>Address :</b>	105-A, Indraprakash Building, 21, Barakhamba Road, New Delhi – 110001, India
<b>Tel. No.:</b>	91-11-23350956
<b>Fax No.:</b>	91-11-23721856
<b>PAN N Income-tax PAN of auditor or auditor's firm :</b>	AAKPG9724H
<b>Memberships :</b>	Not Available
<b>Collaborators :</b>	Not Available
<b>Subsidiary Enterprises :</b>	Trividhi 3PL Logistics Private Limited
<b>Enterprises over which key management personnel and parties of such personnel is able to exercise significant influence :</b>	<ul style="list-style-type: none"> <li>• AHS Logistics</li> <li>• Airport Handling Services</li> <li>• Airlift Logistics Solutions Private Limited</li> </ul>

**CAPITAL STRUCTURE**

**AS ON 31.03.2017**

**Authorised Capital :**

No. of Shares	Type	Value	Amount
500000	Equity Shares	INR 10/- each	INR 5.000 Million

**Issued, Subscribed & Paid-up Capital :**

No. of Shares	Type	Value	Amount
440000	Equity Shares	INR 10/- each	INR 4.400 Million

**FINANCIAL DATA**  
*[all figures are INR Million]*

**ABRIDGED BALANCE SHEET – STANDALONE**

SOURCES OF FUNDS	31.03.2017	31.03.2016	31.03.2015
<b>I. EQUITY AND LIABILITIES</b>			
(1) Shareholders' Funds			
(a) Share Capital	4.400	4.400	1.100
(b) Reserves & Surplus	48.839	41.903	39.648
(c) Money received against share warrants	0.000	0.000	0.000
(2) Share Application money pending allotment	0.000	0.000	0.000
<b>Total Shareholders' Funds (1) + (2)</b>	<b>53.239</b>	<b>46.303</b>	<b>40.748</b>
(3) Non-Current Liabilities			
(a) long-term borrowings	1.552	0.000	0.000
(b) Deferred tax liabilities (Net)	0.062	0.042	0.049
(c) Other long term liabilities	1.679	2.043	1.783
(d) long-term provisions	0.000	0.000	0.000
<b>Total Non-current Liabilities (3)</b>	<b>3.293</b>	<b>2.085</b>	<b>1.832</b>
(4) Current Liabilities			
(a) Short term borrowings	0.000	3.186	0.994
(b) Trade payables	0.652	0.737	4.960
(c) Other current liabilities	2.243	1.715	4.459
(d) Short-term provisions	10.452	8.946	8.415
<b>Total Current Liabilities (4)</b>	<b>13.347</b>	<b>14.584</b>	<b>18.828</b>
<b>TOTAL</b>	<b>69.879</b>	<b>62.972</b>	<b>61.408</b>
<b>II. ASSETS</b>			
(1) Non-current assets			
(a) Fixed Assets			
(i) Tangible assets	4.425	0.895	0.808
(ii) Intangible Assets	0.127	0.145	0.133
(iii) Capital work-in-progress	0.000	0.000	0.000
(iv) Intangible assets under development	0.000	0.000	0.000
(b) Non-current Investments	1.100	1.100	0.100
(c) Deferred tax assets (net)	0.000	0.000	0.000
(d) Long-term Loan and Advances	2.142	2.142	2.115

**DISCLAIMER** : This Report is **PRIVATE & CONFIDENTIAL** and it is prepared at the request of and for its use by the Subscriber only. The Subscriber shall use the contents of the Report merely as an aid to its business. Mira Inform Private Limited ("MIPL") has collated information/data in the Report, which have not been verified unless otherwise specifically mentioned in the Report. The Subscriber shall independently verify the accuracy and correctness of the information/data before in any way acting upon the same. MIPL shall not be liable for any harm, injury, loss or damage caused to the Subscriber due to default by the Subscriber's debtors/beneficiaries in fulfilling their obligations of any nature whatsoever. This Report or any of its portion shall not be used as a documentary evidence or otherwise before any investigative agencies or forum of law. This Report is confidential and proprietary to MIPL. The Subscriber and/or any other person(s) may not reproduce, publish or disclose any of the contents of the Report to others without the express authorization of MIPL. This Report is prepared and issued to the Subscriber without any risk, responsibility or liability on the part of MIPL or its officials.

(e) Other Non-current assets	0.000	0.000	0.000
<b>Total Non-Current Assets</b>	<b>7.794</b>	<b>4.282</b>	<b>3.156</b>
(2) Current assets			
(a) Current investments	0.000	0.000	0.000
(b) Inventories	0.000	0.000	0.000
(c) Trade receivables	22.824	27.307	31.226
(d) Cash and cash equivalents	13.766	10.329	5.786
(e) Short-term loans and advances	25.495	21.054	21.240
(f) Other current assets	0.000	0.000	0.000
<b>Total Current Assets</b>	<b>62.085</b>	<b>58.690</b>	<b>58.252</b>
<b>TOTAL</b>	<b>69.879</b>	<b>62.972</b>	<b>61.408</b>

**PROFIT & LOSS ACCOUNT – STANDALONE**

	<b>PARTICULARS</b>	<b>31.03.2017</b>	<b>31.03.2016</b>	<b>31.03.2015</b>
	<b>SALES</b>			
	Income	67.372	58.437	88.143
	Other Income	0.480	2.875	0.013
	<b>TOTAL</b>	<b>67.852</b>	<b>61.312</b>	<b>88.156</b>
<b>Less</b>	<b>EXPENSES</b>			
	Cost of Materials Consumed	28.252	34.142	51.303
	Employees benefits expense	18.194	13.447	11.132
	Other expenses	12.674	7.017	5.779
	Extraordinary Items	0.000	0.000	-0.075
	<b>TOTAL</b>	<b>59.120</b>	<b>54.606</b>	<b>68.139</b>
	<b>PROFIT/ (LOSS) BEFORE INTEREST, TAX, DEPRECIATION AND AMORTISATION</b>	<b>8.732</b>	<b>6.706</b>	<b>20.017</b>
<b>Less</b>	<b>FINANCIAL EXPENSES</b>	0.123	0.153	0.371
	<b>PROFIT / (LOSS) BEFORE TAX, DEPRECIATION AND AMORTISATION</b>	<b>8.609</b>	<b>6.553</b>	<b>19.646</b>
<b>Less</b>	<b>DEPRECIATION/ AMORTISATION</b>	0.704	0.305	0.223
	<b>PROFIT/ (LOSS) BEFORE TAX</b>	<b>7.905</b>	<b>6.248</b>	<b>19.423</b>
<b>Less</b>	<b>TAX</b>	0.969	0.693	0.920

**DISCLAIMER** : This Report is **PRIVATE & CONFIDENTIAL** and it is prepared at the request of and for its use by the Subscriber only. The Subscriber shall use the contents of the Report merely as an aid to its business. Mira Inform Private Limited ("MIPL") has collated information/data in the Report, which have not been verified unless otherwise specifically mentioned in the Report. The Subscriber shall independently verify the accuracy and correctness of the information/data before in any way acting upon the same. MIPL shall not be liable for any harm, injury, loss or damage caused to the Subscriber due to default by the Subscriber's debtors/beneficiaries in fulfilling their obligations of any nature whatsoever. This Report or any of its portion shall not be used as a documentary evidence or otherwise before any investigative agencies or forum of law. This Report is confidential and proprietary to MIPL. The Subscriber and/or any other person(s) may not reproduce, publish or disclose any of the contents of the Report to others without the express authorization of MIPL. This Report is prepared and issued to the Subscriber without any risk, responsibility or liability on the part of MIPL or its officials.

	<b>PROFIT/ (LOSS) AFTER TAX</b>	<b>6.936</b>	<b>5.555</b>	<b>18.503</b>
	<b>IMPORTS</b>			
	Raw Materials	67.372	45.364	68.196
	<b>TOTAL IMPORTS</b>	<b>67.372</b>	<b>45.364</b>	<b>68.196</b>
	<b>Earnings / (Loss) Per Share (INR)</b>	<b>16.00</b>	<b>12.00</b>	<b>168.00</b>

**CURRENT MATURITIES OF LONG TERM DEBT DETAILS**

Particulars	31.03.2017	31.03.2016	31.03.2015
Current Maturities of Long term debt	NA	NA	NA
Cash generated from operations	9.757	4.411	7.235
Net cash flows from (used in) operations	8.808	3.710	6.349

**KEY RATIOS**

**EFFICIENCY RATIOS**

PARTICULARS	31.03.2017	31.03.2016	31.03.2015
Average Collection Days (Sundry Debtors / Income * 365 Days)	123.65	170.56	129.31
Account Receivables Turnover (Income / Sundry Debtors)	2.95	2.14	2.82
Average Payment Days (Sundry Creditors / Purchases * 365 Days)	8.42	7.88	35.29
Inventory Turnover (Operating Income / Inventories)	0.00	0.00	0.00
Asset Turnover (Operating Income / Net Fixed Assets)	1.92	6.45	21.27

**LEVERAGE RATIOS**

PARTICULARS	31.03.2017	31.03.2016	31.03.2015
Debt Ratio ((Borrowing + Current Liabilities) / Total Assets)	0.21	0.23	0.31
Debt Equity Ratio	0.03	0.07	0.02

**DISCLAIMER** : This Report is **PRIVATE & CONFIDENTIAL** and it is prepared at the request of and for its use by the Subscriber only. The Subscriber shall use the contents of the Report merely as an aid to its business. Mira Inform Private Limited ("MIPL") has collated information/data in the Report, which have not been verified unless otherwise specifically mentioned in the Report. The Subscriber shall independently verify the accuracy and correctness of the information/data before in any way acting upon the same. MIPL shall not be liable for any harm, injury, loss or damage caused to the Subscriber due to default by the Subscriber's debtors/beneficiaries in fulfilling their obligations of any nature whatsoever. This Report or any of its portion shall not be used as a documentary evidence or otherwise before any investigative agencies or forum of law. This Report is confidential and proprietary to MIPL. The Subscriber and/or any other person(s) may not reproduce, publish or disclose any of the contents of the Report to others without the express authorization of MIPL. This Report is prepared and issued to the Subscriber without any risk, responsibility or liability on the part of MIPL or its officials.

(Total Liability / Networth)			
Current Liabilities to Networth (Current Liabilities / Net Worth)	0.25	0.31	0.46
Fixed Assets to Networth (Net Fixed Assets / Networth)	0.09	0.02	0.02
Interest Coverage Ratio (PBIT / Financial Charges)	70.99	43.83	53.95

**PROFITABILITY RATIOS**

PARTICULARS		31.03.2017	31.03.2016	31.03.2015
Net Profit Margin ((PAT / Sales) * 100)	%	10.30	9.51	20.99
Return on Total Assets ((PAT / Total Assets) * 100)	%	9.93	8.82	30.13
Return on Investment (ROI) ((PAT / Networth) * 100)	%	13.03	12.00	45.41

**SOLVENCY RATIOS**

PARTICULARS		31.03.2017	31.03.2016	31.03.2015
Current Ratio (Current Assets / Current Liabilities)		4.65	4.02	3.09
Quick Ratio ((Current Assets – Inventories) / Current Liabilities)		4.65	4.02	3.09
G-Score Ratio Financial (Networth / Total Assets)		0.76	0.74	0.66
G-Score Ratio Debt (Debts / Equity Capital)		0.35	0.72	0.90
G-Score Ratio Liquidity (Total Current Assets / Total Current Liabilities)		4.65	4.02	3.09

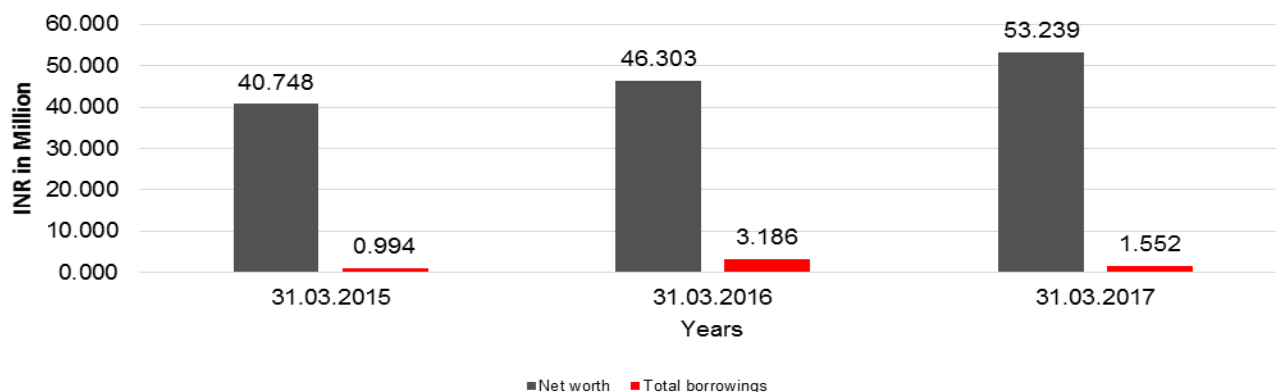
Total Liability = Short-term Debt + Long-term Debt + Current Maturities of Long-term debts

**FINANCIAL ANALYSIS**  
*[all figures are INR Million]*

**DEBT EQUITY RATIO**

Particular	31.03.2015	31.03.2016	31.03.2017
	INR In Million	INR In Million	INR In Million
Share Capital	1.100	4.400	4.400
Reserves & Surplus	39.648	41.903	48.839
Share Application money pending allotment	0.000	0.000	0.000
<b>Net worth</b>	<b>40.748</b>	<b>46.303</b>	<b>53.239</b>
long-term borrowings	0.000	0.000	1.552
Short term borrowings	0.994	3.186	0.000
<b>Total borrowings</b>	<b>0.994</b>	<b>3.186</b>	<b>1.552</b>
<b>Debt/Equity ratio</b>	<b>0.024</b>	<b>0.069</b>	<b>0.029</b>

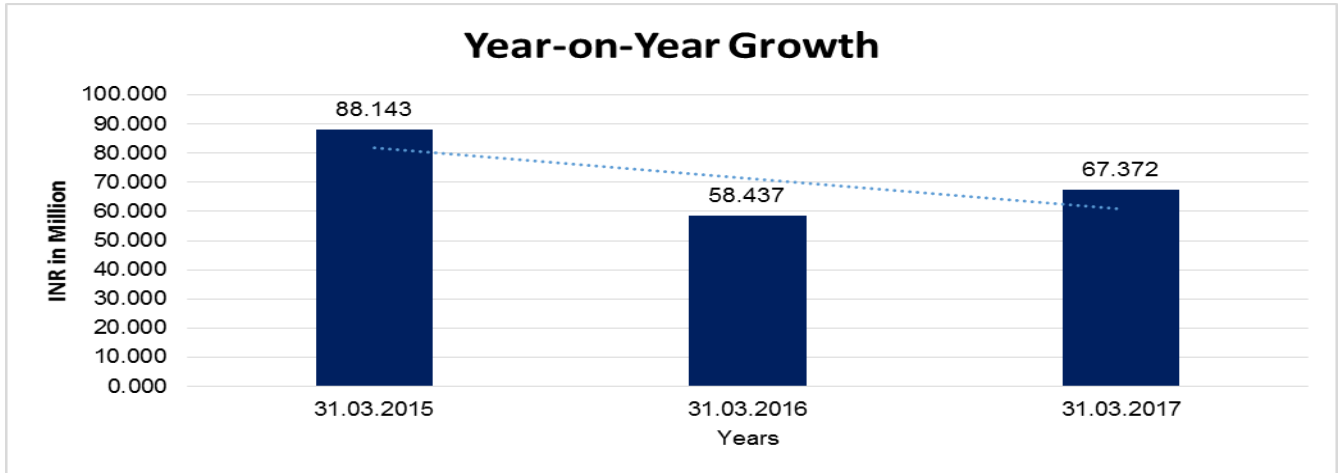
**Debt to Equity**



**YEAR-ON-YEAR GROWTH**

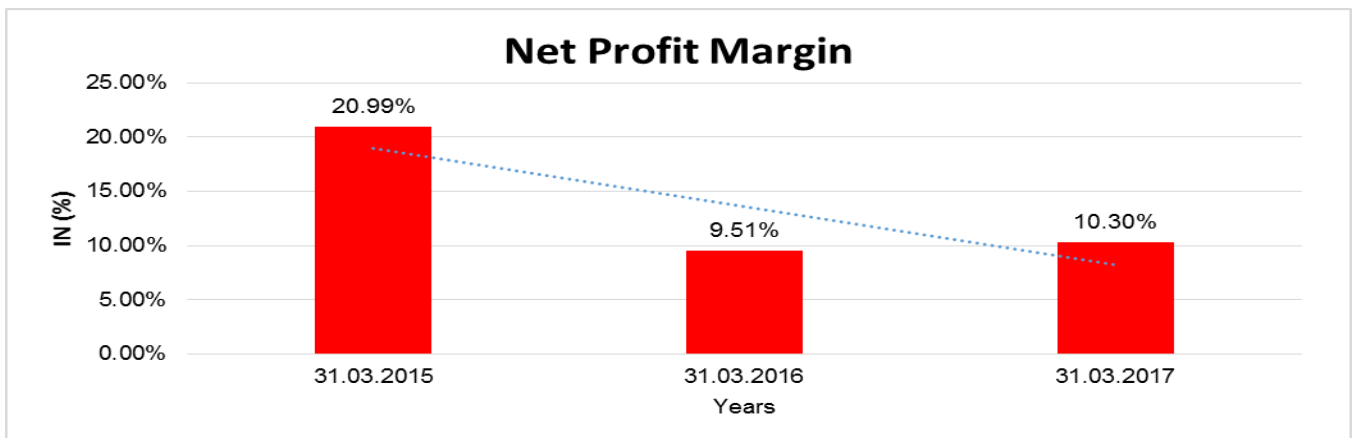
Year on Year Growth	31.03.2015	31.03.2016	31.03.2017
	INR In Million	INR In Million	INR In Million
Sales	88.143	58.437	67.372
		<b>(33.702)</b>	<b>15.290</b>

**DISCLAIMER** : This Report is **PRIVATE & CONFIDENTIAL** and it is prepared at the request of and for its use by the Subscriber only. The Subscriber shall use the contents of the Report merely as an aid to its business. Mira Inform Private Limited ("MIPL") has collated information/data in the Report, which have not been verified unless otherwise specifically mentioned in the Report. The Subscriber shall independently verify the accuracy and correctness of the information/data before in any way acting upon the same. MIPL shall not be liable for any harm, injury, loss or damage caused to the Subscriber due to default by the Subscriber's debtors/beneficiaries in fulfilling their obligations of any nature whatsoever. This Report or any of its portion shall not be used as a documentary evidence or otherwise before any investigative agencies or forum of law. This Report is confidential and proprietary to MIPL. The Subscriber and/or any other person(s) may not reproduce, publish or disclose any of the contents of the Report to others without the express authorization of MIPL. This Report is prepared and issued to the Subscriber without any risk, responsibility or liability on the part of MIPL or its officials.



**NET PROFIT MARGIN**

Net Profit Margin	31.03.2015	31.03.2016	31.03.2017
	INR In Million	INR In Million	INR In Million
Sales	88.143	58.437	67.372
Profit	18.503	5.555	6.936
	<b>20.99%</b>	<b>9.51%</b>	<b>10.30%</b>



**DISCLAIMER** : This Report is **PRIVATE & CONFIDENTIAL** and it is prepared at the request of and for its use by the Subscriber only. The Subscriber shall use the contents of the Report merely as an aid to its business. Mira Inform Private Limited ("MIPL") has collated information/data in the Report, which have not been verified unless otherwise specifically mentioned in the Report. The Subscriber shall independently verify the accuracy and correctness of the information/data before in any way acting upon the same. MIPL shall not be liable for any harm, injury, loss or damage caused to the Subscriber due to default by the Subscriber's debtors/beneficiaries in fulfilling their obligations of any nature whatsoever. This Report or any of its portion shall not be used as a documentary evidence or otherwise before any investigative agencies or forum of law. This Report is confidential and proprietary to MIPL. The Subscriber and/or any other person(s) may not reproduce, publish or disclose any of the contents of the Report to others without the express authorization of MIPL. This Report is prepared and issued to the Subscriber without any risk, responsibility or liability on the part of MIPL or its officials.

**ABRIDGED BALANCE SHEET – (CONSOLIDATED)**

SOURCES OF FUNDS		31.03.2017	31.03.2016
<b>I. EQUITY AND LIABILITIES</b>			
(1) Shareholders' Funds			
(a) Share Capital		4.400	1.100
(b) Reserves & Surplus		43.107	39.767
(c) Money received against share warrants		0.000	0.000
(2) Share Application money pending allotment		0.000	0.000
<b>Total Shareholders' Funds (1) + (2)</b>		<b>47.507</b>	<b>40.867</b>
(3) Non-Current Liabilities			
(a) long-term borrowings		0.000	0.000
(b) Deferred tax liabilities (Net)		0.039	0.043
(c) Other long term liabilities		2.042	1.783
(d) long-term provisions		0.000	0.000
<b>Total Non-current Liabilities (3)</b>		<b>2.081</b>	<b>1.826</b>
(4) Current Liabilities			
(a) Short term borrowings		3.186	0.994
(b) Trade payables		0.868	7.384
(c) Other current liabilities		2.030	4.492
(d) Short-term provisions		9.102	8.469
<b>Total Current Liabilities (4)</b>		<b>15.186</b>	<b>21.339</b>
<b>TOTAL</b>		<b>64.774</b>	<b>64.032</b>
<b>II. ASSETS</b>			
(1) Non-current assets			
(a) Fixed Assets			
(i) Tangible assets		0.939	0.808
(ii) Intangible Assets		0.164	0.133
(iii) Capital work-in-progress		0.000	0.000
(iv) Intangible assets under development		0.000	0.000
(v) Goodwill on consolidation		0.900	0.000
(b) Non-current Investments		0.000	0.000
(c) Deferred tax assets (net)		0.000	0.000
(d) Long-term Loan and Advances		2.142	0.000
(e) Other Non-current assets		0.000	0.000

**DISCLAIMER** : This Report is **PRIVATE & CONFIDENTIAL** and it is prepared at the request of and for its use by the Subscriber only. The Subscriber shall use the contents of the Report merely as an aid to its business. Mira Inform Private Limited ("MIPL") has collated information/data in the Report, which have not been verified unless otherwise specifically mentioned in the Report. The Subscriber shall independently verify the accuracy and correctness of the information/data before in any way acting upon the same. MIPL shall not be liable for any harm, injury, loss or damage caused to the Subscriber due to default by the Subscriber's debtors/beneficiaries in fulfilling their obligations of any nature whatsoever. This Report or any of its portion shall not be used as a documentary evidence or otherwise before any investigative agencies or forum of law. This Report is confidential and proprietary to MIPL. The Subscriber and/or any other person(s) may not reproduce, publish or disclose any of the contents of the Report to others without the express authorization of MIPL. This Report is prepared and issued to the Subscriber without any risk, responsibility or liability on the part of MIPL or its officials.

<b>Total Non-Current Assets</b>		<b>4.145</b>	<b>0.941</b>
(2) Current assets			
(a) Current investments		0.000	0.000
(b) Inventories		0.000	0.000
(c) Trade receivables		28.266	32.061
(d) Cash and cash equivalents		11.709	6.680
(e) Short-term loans and advances		20.654	24.350
(f) Other current assets		0.000	0.000
<b>Total Current Assets</b>		<b>60.629</b>	<b>63.091</b>
<b>TOTAL</b>		<b>64.774</b>	<b>64.032</b>

**PROFIT & LOSS ACCOUNT- (CONSOLIDATED)**

	PARTICULARS		31.03.2017	31.03.2016
	<b>SALES</b>			
	Income		64.798	94.409
	Other Income		2.875	0.013
	<b>TOTAL</b>		<b>67.673</b>	<b>94.422</b>
<b>Less</b>	<b>EXPENSES</b>			
	Cost of Materials Consumed		38.095	55.853
	Employees benefits expense		13.455	11.256
	Other expenses		8.633	6.649
	Extraordinary Items		0.000	0.075
	<b>TOTAL</b>		<b>60.183</b>	<b>73.833</b>
	<b>PROFIT/ (LOSS) BEFORE INTEREST, TAX, DEPRECIATION AND AMORTISATION</b>		<b>7.490</b>	<b>20.589</b>
<b>Less</b>	<b>FINANCIAL EXPENSES</b>		0.633	0.913
	<b>PROFIT / (LOSS) BEFORE TAX, DEPRECIATION AND AMORTISATION</b>		<b>6.857</b>	<b>19.676</b>
<b>Less</b>	<b>DEPRECIATION/ AMORTISATION</b>		0.311	0.223
	<b>PROFIT/ (LOSS) BEFORE TAX</b>		<b>6.546</b>	<b>19.453</b>
<b>Less</b>	<b>TAX</b>		0.806	0.826

**DISCLAIMER** : This Report is **PRIVATE & CONFIDENTIAL** and it is prepared at the request of and for its use by the Subscriber only. The Subscriber shall use the contents of the Report merely as an aid to its business. Mira Inform Private Limited ("MIPL") has collated information/data in the Report, which have not been verified unless otherwise specifically mentioned in the Report. The Subscriber shall independently verify the accuracy and correctness of the information/data before in any way acting upon the same. MIPL shall not be liable for any harm, injury, loss or damage caused to the Subscriber due to default by the Subscriber's debtors/beneficiaries in fulfilling their obligations of any nature whatsoever. This Report or any of its portion shall not be used as a documentary evidence or otherwise before any investigative agencies or forum of law. This Report is confidential and proprietary to MIPL. The Subscriber and/or any other person(s) may not reproduce, publish or disclose any of the contents of the Report to others without the express authorization of MIPL. This Report is prepared and issued to the Subscriber without any risk, responsibility or liability on the part of MIPL or its officials.

	<b>PROFIT/ (LOSS) AFTER TAX</b>		<b>5.740</b>	<b>18.627</b>
	<b>Earnings / (Loss) Per Share (INR)</b>		<b>52.00</b>	<b>169.00</b>

**LOCAL AGENCY FURTHER INFORMATION**

<b>Sr. No.</b>	<b>Check list by info agents</b>	<b>Available in Report (Yes/No)</b>
1	Year of establishment	Yes
2	Constitution of the entity -Incorporation details	Yes
3	Locality of the entity	Yes
4	Premises details	No
5	Buyer visit details	--
6	Contact numbers	Yes
7	Name of the person contacted	No
8	Designation of contact person	No
9	Promoter's background	Yes
10	Date of Birth of Proprietor / Partners / Directors	No
11	Pan Card No. of Proprietor / Partners	No
12	Voter Id Card No. of Proprietor / Partners	No
13	Type of business	Yes
14	Line of Business	Yes
15	Export/import details (if applicable)	No
16	No. of employees	No
17	Details of sister concerns	Yes
18	Major suppliers	No
19	Major customers	No
20	Banking Details	Yes
21	Banking facility details	Yes
22	Conduct of the banking account	--
23	Financials, if provided	Yes
24	Capital in the business	Yes
25	Last accounts filed at ROC, if applicable	Yes
26	Turnover of firm for last three years	Yes
27	Reasons for variation <> 20%	--
28	Estimation for coming financial year	No
29	Profitability for last three years	Yes
30	Major shareholders, if available	Yes
31	External Agency Rating, if available	No
32	Litigations that the firm/promoter involved in	--
33	Market information	--
34	Payments terms	No

**DISCLAIMER** : This Report is **PRIVATE & CONFIDENTIAL** and it is prepared at the request of and for its use by the Subscriber only. The Subscriber shall use the contents of the Report merely as an aid to its business. Mira Inform Private Limited ("MIPL") has collated information/data in the Report, which have not been verified unless otherwise specifically mentioned in the Report. The Subscriber shall independently verify the accuracy and correctness of the information/data before in any way acting upon the same. MIPL shall not be liable for any harm, injury, loss or damage caused to the Subscriber due to default by the Subscriber's debtors/beneficiaries in fulfilling their obligations of any nature whatsoever. This Report or any of its portion shall not be used as a documentary evidence or otherwise before any investigative agencies or forum of law. This Report is confidential and proprietary to MIPL. The Subscriber and/or any other person(s) may not reproduce, publish or disclose any of the contents of the Report to others without the express authorization of MIPL. This Report is prepared and issued to the Subscriber without any risk, responsibility or liability on the part of MIPL or its officials.

35	Negative Reporting by Auditors in the Annual Report	No
----	---	----

**STATE OF COMPANY'S AFFAIRS**

During the year, the total income of the company was INR 67.852 Million compared to INR 61.312 Million in previous corresponding year. Profit after tax during the year was INR 6.936 Million compared to INR 5.555 Million in previous corresponding year. The directors are continuously looking for avenues for future growth of the company.

**INDEX OF CHARGE:**

Charges Registered								
SN o	SRN	Charge Id	Charge Holder Name	Date of Creation	Date of Modification	Date of Satisfaction	Amount	Address
2	B94021763	10471618	ICICI BANK LTD	04/01/2014	-	-	5000000.0	LANDMARKRACE COURSE CIRCLEALKAPURIBAR ODAGJ390015IN
1	G75612200	100151420	YES BANK LIMITED	26/10/2017	-	-	5000000.0	9TH FLOOR, NEHRU CENTRE, DISCOVERY OF INDIA, DR. ANNIE BESANT ROAD, WORLI, MUMBAI MH400 018IN

**FIXED ASSETS:**

- Office Equipment
- Computer
- Leasehold Improvement
- Car
- Furniture and Fixture
- Computer Software

**CMT REPORT (Corruption, Money Laundering & Terrorism]**

The Public Notice information has been collected from various sources including but not limited to: **The Courts, India Prisons Service, Interpol, etc.**

**1] INFORMATION ON DESIGNATED PARTY**

No records exist designating subject or any of its beneficial owners, controlling shareholders or senior officers as terrorist or terrorist organization or whom notice had been received that all financial transactions involving their assets have been blocked or convicted, found guilty or against whom a judgement or order had been entered in a proceedings for violating money-laundering, anti-corruption or bribery or international economic or anti-terrorism sanction laws or whose assets were seized, blocked, frozen or ordered forfeited for violation of money laundering or international anti-terrorism laws.

**2] Court Declaration :**

No records exist to suggest that subject is or was the subject of any formal or informal allegations, prosecutions or other official proceeding for making any prohibited payments or other improper payments to government officials for engaging in prohibited transactions or with designated parties.

**3] Asset Declaration :**

No records exist to suggest that the property or assets of the subject are derived from criminal conduct or a prohibited transaction.

**4] Record on Financial Crime :**

Charges or conviction registered against subject: **None**

**5] Records on Violation of Anti-Corruption Laws :**

Charges or investigation registered against subject: **None**

**6] Records on Int'l Anti-Money Laundering Laws/Standards :**

Charges or investigation registered against subject: **None**

**7] Criminal Records**

No available information exist that suggest that subject or any of its principals have been formally charged or convicted by a competent governmental authority for any financial crime or under any formal investigation by a competent government authority for any violation of anti-corruption laws or international anti-money laundering laws or standard.

**8] Affiliation with Government :**

No record exists to suggest that any director or indirect owners, controlling shareholders, director, officer or employee of the company is a government official or a family member or close business associate of a Government official.

**9] Compensation Package :**

Our market survey revealed that the amount of compensation sought by the subject is fair and reasonable and comparable to compensation paid to others for similar services.

**10] Press Report :**

No press reports / filings exists on the subject.

**CORPORATE GOVERNANCE**

MIRA INFORM as part of its Due Diligence do provide comments on Corporate Governance to identify management and governance. These factors often have been predictive and in some cases have created vulnerabilities to credit deterioration.

Our Governance Assessment focuses principally on the interactions between a company's management, its Board of Directors, Shareholders and other financial stakeholders.

**CONTRAVENTION**

Subject is not known to have contravened any existing local laws, regulations or policies that prohibit, restrict or otherwise affect the terms and conditions that could be included in the agreement with the subject.

**FOREIGN EXCHANGE RATES**

Currency	Unit	INR
US Dollar	1	INR 72.57
UK Pound	1	INR 93.47
Euro	1	INR 81.65

**INFORMATION DETAILS**

Information Gathered by :	JIR
Analysis Done by :	DIV
Report Prepared by :	JYO

**SCORE FACTORS**

DEMERIT POINTS		
--BANK CHARGES	YES/NO	YES
--LITIGATION	YES/NO	NO
--OTHER ADVERSE INFORMATION	YES/NO	NO
MERIT POINTS		
--SOLE DISTRIBUTORSHIP	YES/NO	NO
--EXPORT ACTIVITIES	YES/NO	NO
--AFFILIATION	YES/NO	YES
--LISTED	YES/NO	NO
--OTHER MERIT FACTORS	YES/NO	YES

**RATING EXPLANATIONS**

Credit Rating	Explanation	Rating Comments
A++	Minimum Risk	Business dealings permissible with minimum risk of default
A+	Low Risk	Business dealings permissible with low risk of default
A	Acceptable Risk	Business dealings permissible with moderate risk of default
B	Medium Risk	Business dealings permissible on a regular monitoring basis
C	Medium High Risk	Business dealings permissible preferably on secured basis
D	High Risk	Business dealing not recommended or on secured terms only
NB	New Business	No recommendation can be done due to business in infancy stage
NT	No Trace	No recommendation can be done as the business is not traceable

NB is stated where there is insufficient information to facilitate rating. However, it is not to be considered as unfavourable.

This score serves as a reference to assess SC's credit risk and to set the amount of credit to be extended. It is calculated from a composite of weighted scores obtained from each of the major sections of this report. The assessed factors are as follows:

- Financial condition covering various ratios
- Company background and operations size
- Promoters / Management background
- Payment record
- Litigation against the subject
- Industry scenario / competitor analysis
- Supplier / Customer / Banker review (wherever available)

**DISCLAIMER** : This Report is **PRIVATE & CONFIDENTIAL** and it is prepared at the request of and for its use by the Subscriber only. The Subscriber shall use the contents of the Report merely as an aid to its business. Mira Inform Private Limited ("MIPL") has collated information/data in the Report, which have not been verified unless otherwise specifically mentioned in the Report. The Subscriber shall independently verify the accuracy and correctness of the information/data before in any way acting upon the same. MIPL shall not be liable for any harm, injury, loss or damage caused to the Subscriber due to default by the Subscriber's debtors/beneficiaries in fulfilling their obligations of any nature whatsoever. This Report or any of its portion shall not be used as a documentary evidence or otherwise before any investigative agencies or forum of law. This Report is confidential and proprietary to MIPL. The Subscriber and/or any other person(s) may not reproduce, publish or disclose any of the contents of the Report to others without the express authorization of MIPL. This Report is prepared and issued to the Subscriber without any risk, responsibility or liability on the part of MIPL or its officials.