

MIRA INFORM REPORT

Report No. :	539534
Report Date :	16.11.2018

IDENTIFICATION DETAILS

Name :	SYNERGENE ACTIVE INGREDIENTS PRIVATE LIMITED (w.e.f. 17.09.2007)
Formerly Known As :	CHEMY LABS PRIVATE LIMITED
Registered Office :	House No. 7-1-638 to 643 and 643/ 1, Flat No. 302, Bhanu Enclave, Beside ESI Hospital, Sunder Nagar, Erragadda, Hyderabad – 500038, Telangana
Tel. No.:	91-40-23700994
Country :	India
Financials (as on) :	31.03.2017
Date of Incorporation :	17.08.2005
CIN No.: [Company Identification No.]	U24239TG2005PTC047137
Capital Investment / Paid-up Capital :	INR 150.000 Million
IEC No.:	0906016657
PAN No.: [Permanent Account No.]	AACCC6685Q
GSTN : [Goods & Service Tax Registration No.]	36AACCC6685Q1ZV [Telangana] 37AACCC6685Q1ZT [Andhra Pradesh]
Legal Form :	Private Limited Liability Company
Line of Business :	Manufacturer and trader of all kinds of bulk drugs, basic drugs, organic chemicals, pharmaceutical formulation, health care and personal care products. [As per Memorandum of Association (Registry Documents)]
No. of Employees :	Information declined by the management

RATING & COMMENTS

(Mira Inform has adopted New Rating mechanism w.e.f. 23rd January 2017)

MIRA's Rating :

A

Credit Rating	Explanation	Rating Comments
A	Acceptable Risk	Business dealings permissible with moderate risk of default

Maximum Credit Limit :	USD 920000
Status :	Good
Payment Behaviour :	Regular
Litigation :	Clear
Comments :	<p>Subject was incorporated in the year 2005 and it is engaged as manufacturer and trader of bulk drugs, APIs and intermediates.</p> <p>For the financial year 2017, the company has achieved has achieved sales growth of 33.05% as compared to its previous year and has maintained decent profit margin of around 3.02% during the year.</p> <p>Rating takes into consideration, the sound financial risk profile marked by strong net worth base along with comfortable debt protection metrics and sufficient net cash accrual to meet the debt obligation.</p> <p>Rating continue to reflect, the strong position in the formulation segment aided by promoter's extensive industry experience and its presence in the pharmaceutical industry, catering to the API and intermediaries in bulk drug segment.</p> <p>However, these rating strength are partially offset by exposure to intense completion in the international generics market, and growing regulatory scrutiny in emerging market, along with growing competition, substantial investment in infrastructure and R&D which impact in profitability pressure among the major players.</p> <p>Payment seems to be regular.</p> <p>In view of aforesaid, the company can be considered for business dealings at usual trade terms and conditions.</p>

NOTES:

Any query related to this report can be made on e-mail: infodept@mirainform.com while quoting report number, name and date.

ECGC Country Risk Classification List

DISCLAIMER : This Report is **PRIVATE & CONFIDENTIAL** and it is prepared at the request of and for its use by the Subscriber only. The Subscriber shall use the contents of the Report merely as an aid to its business. Mira Inform Private Limited ("MIPL") has collated information/data in the Report, which have not been verified unless otherwise specifically mentioned in the Report. The Subscriber shall independently verify the accuracy and correctness of the information/data before in any way acting upon the same. MIPL shall not be liable for any harm, injury, loss or damage caused to the Subscriber due to default by the Subscriber's debtors/beneficiaries in fulfilling their obligations of any nature whatsoever. This Report or any of its portion shall not be used as a documentary evidence or otherwise before any investigative agencies or forum of law. This Report is confidential and proprietary to MIPL. The Subscriber and/or any other person(s) may not reproduce, publish or disclose any of the contents of the Report to others without the express authorization of MIPL. This Report is prepared and issued to the Subscriber without any risk, responsibility or liability on the part of MIPL or its officials.

Country Name	Previous Rating (30.06.2018)	Current Rating (30.09.2018)
India	A1	A1

Risk Category	ECGC Classification
Insignificant	A1
Low Risk	A2
Moderately Low Risk	B1
Moderate Risk	B2
Moderately High Risk	C1
High Risk	C2
Very High Risk	D

EXTERNAL AGENCY RATING

Rating Agency Name	CRISIL
Rating	Long Term Rating (Issuer Not Cooperating) = BB+
Rating Explanation	Moderate risk of default
Date	12.04.2018

Rating Agency Name	CRISIL
Rating	Short Term Rating (Issuer Not Cooperating) = A4+
Rating Explanation	Minimal degree of safety and very high credit risk
Date	12.04.2018

RBI DEFAULTERS' LIST STATUS

Subject's name is not enlisted as a defaulter in the publicly available RBI Defaulters' list.

EPF (Employee Provident Fund) DEFAULTERS' LIST STATUS

Subject's name is not enlisted as a defaulter in the publicly available EPF (Employee Provident Fund) Defaulters' list as of 31-03-2018.

BIFR (Board for Industrial & Financial Reconstruction) LISTING STATUS

Subject's name is not listed as a Sick Unit in the publicly available BIFR (Board for Industrial & Financial Reconstruction) list as of 16.11.2018.

DISCLAIMER : This Report is **PRIVATE & CONFIDENTIAL** and it is prepared at the request of and for its use by the Subscriber only. The Subscriber shall use the contents of the Report merely as an aid to its business. Mira Inform Private Limited ("MIPL") has collated information/data in the Report, which have not been verified unless otherwise specifically mentioned in the Report. The Subscriber shall independently verify the accuracy and correctness of the information/data before in any way acting upon the same. MIPL shall not be liable for any harm, injury, loss or damage caused to the Subscriber due to default by the Subscriber's debtors/beneficiaries in fulfilling their obligations of any nature whatsoever. This Report or any of its portion shall not be used as a documentary evidence or otherwise before any investigative agencies or forum of law. This Report is confidential and proprietary to MIPL. The Subscriber and/or any other person(s) may not reproduce, publish or disclose any of the contents of the Report to others without the express authorization of MIPL. This Report is prepared and issued to the Subscriber without any risk, responsibility or liability on the part of MIPL or its officials.

IBBI (Insolvency and Bankruptcy Board of India) LISTING STATUS

Subject's name is not listed in the publicly available IBBI (Insolvency and Bankruptcy Board of India) list as of report date.

INFORMATION DENIED BY

Name :	Mr. Vyankat
Designation :	Senior Executive Officer
Contact No.:	91-40-23700994
Date :	14.11.2018

LOCATIONS

Registered Office / Corporate Office :	H. No. 7-1-638 to 643 and 643/ 1, Flat No. 302, Bhanu Enclave, Beside ESI Hospital, Sunder Nagar, Erragadda, Hyderabad – 500038, Telangana, India
Tel. No.:	91-40-23700421 / 23813969 /23812317 / 23700994
Fax No.:	91-40-23705088/ 23700794
E-Mail :	synergene@metroapl.com marketing@synergeneapi.com finance@synergeneapi.com
Website :	http://synergeneapi.com
Factory:(Unit – I)	Plot No.48/B, Survey No.337/P, S.V.C.I.E., Bachupally (V), Qutbullapur Mandal, Hyderabad – 500072, Telangana, India
Factory:(Unit – II)	Plot No. 59 D, JNPC, Parawada, Visakhapatnam - 531021, Andhra Pradesh, India
Tel. No.:	91-8924-236138/ 236144
Fax No.:	91-8924-236139
E-Mail :	synergene@synergeneapi.com
Factory:(Unit – III)	Plot No. 59 A, JNPC, Parawada, Visakhapatnam - 531021, Andhra Pradesh, India

DIRECTORS

AS ON 31.03.2018

Name :	Nalla Surya Prakash Rao
Designation :	Managing Director
Address :	8-2- 293/82/NI/93, Plot No 93, New Mla, MP Colony, Road No. 10 C, Jubilee Hills, Shaikpet. Hyderabad – 500033, Telangana, India

DISCLAIMER : This Report is **PRIVATE & CONFIDENTIAL** and it is prepared at the request of and for its use by the Subscriber only. The Subscriber shall use the contents of the Report merely as an aid to its business. Mira Inform Private Limited ("MIPL") has collated information/data in the Report, which have not been verified unless otherwise specifically mentioned in the Report. The Subscriber shall independently verify the accuracy and correctness of the information/data before in any way acting upon the same. MIPL shall not be liable for any harm, injury, loss or damage caused to the Subscriber due to default by the Subscriber's debtors/beneficiaries in fulfilling their obligations of any nature whatsoever. This Report or any of its portion shall not be used as a documentary evidence or otherwise before any investigative agencies or forum of law. This Report is confidential and proprietary to MIPL. The Subscriber and/or any other person(s) may not reproduce, publish or disclose any of the contents of the Report to others without the express authorization of MIPL. This Report is prepared and issued to the Subscriber without any risk, responsibility or liability on the part of MIPL or its officials.

Date of Birth/Age :	25.04.1964		
Qualification:	Post Graduate		
Date of Appointment :	29.09.2006		
PAN No. :	ABFPN1345K		
DIN No.:	00092929		
Other Directorship:			
CIN/FCRN	Company Name	Begin Date	End Date
U24232TG2013PTC089562	JAAHNAVEE LIFESCIENCES PRIVATE LIMITED	11/12/2017	-
U24239TG2002PTC039223	METROCHEM API PRIVATE LIMITED	01/07/2002	-
Name : Mr. Venkateswara Rao Nandepu			
Designation : Director			
Address : Plot No.352, Block III, Road No. 80 Jubilee Hills, Hyderabad – 500033, Telangana, India			
Date of Birth/Age :	17.12.1963		
Qualification:	Doctor		
Date of Appointment :	04.09.2006		
PAN No. :	ABVPN5924C		
DIN No.:	00092757		
Other Directorship:			
CIN/FCRN	Company Name	Begin Date	End Date
U24232TG2013PTC089562	JAAHNAVEE LIFESCIENCES PRIVATE LIMITED	11/12/2017	-
U24239TG2002PTC039223	METROCHEM API PRIVATE LIMITED	01/07/2002	-
Name : Veera Venkata Rama Vijaya Lakshmi Nandepu			
Designation : Director			
Address : Plot No. 352, Road No. 80, Phase III, Jubilee Hills Lane, Opposite Appollo Phar Macy, Hyderabad – 500033, Telangana, India			
Date of Birth/Age :	16.06.1964		
Date of Appointment :	04.09.2006		
PAN No. :	ADPPN8205L		
DIN No.:	00092882		
Other Directorship:			
CIN/FCRN	Company Name	Begin Date	End Date
U24232TG2013PTC089562	JAAHNAVEE LIFESCIENCES PRIVATE LIMITED	11/12/2017	-
U24239TG2002PTC039223	METROCHEM API PRIVATE LIMITED	01/10/2004	-
Name : Nalla Hymavathi			
Designation : Director			
Address : 8-2- 293/82/NI/93, Plot No 93, New Mla, MP Colony, Road No. 10 C, Jubilee Hills, Shaikpet. Hyderabad – 500033, Telangana, India			

Date of Birth/Age :	07.09.1973		
Date of Appointment :	04.09.2006		
PAN No. :	ABUPN8695F		
DIN No.:	00093000		
Other Directorship:			
CIN/FCRN	Company Name	Begin Date	End Date
U24232TG2013PTC089562	JAAHNAVEE LIFESCIENCES PRIVATE LIMITED	11/12/2017	-
U24239TG2002PTC039223	METROCHEM API PRIVATE LIMITED	17/09/2003	-

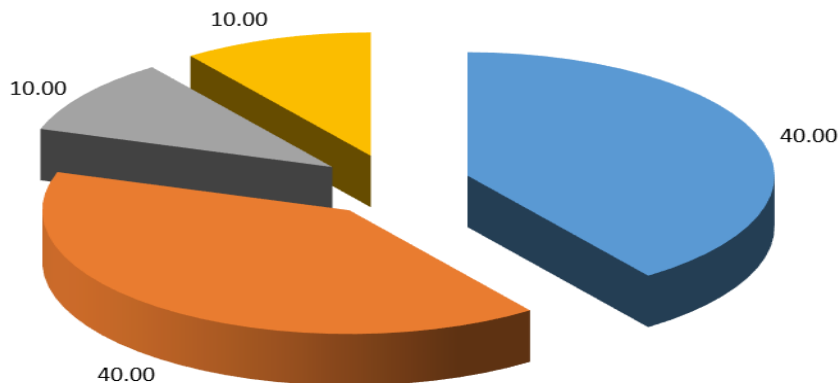
MAJOR SHAREHOLDERS

AS ON 31.03.2017

Names of Shareholders	No. of Shares	Percentage
Nalla Surya Prakash Rao	6000000	40.00
Dr. Venkateswara Rao Nandepu	6000000	40.00
Nalla Hymavathi	1500000	10.00
Veera Venkata Rama Vijaya Lakshmi Nandepu	1500000	10.00
Total	15000000	100.00

Share holding pattern

■ Nalla Surya Prakash Rao ■ Dr. Venkateswara Rao Nandepu
■ Nalla Hymavathi ■ Veera Venkata Rama Vijaya Lakshmi Nandepu



Equity Share Break up (Percentage of Total Equity)

AS ON 06.09.2017

DISCLAIMER : This Report is **PRIVATE & CONFIDENTIAL** and it is prepared at the request of and for its use by the Subscriber only. The Subscriber shall use the contents of the Report merely as an aid to its business. Mira Inform Private Limited ("MIPL") has collated information/data in the Report, which have not been verified unless otherwise specifically mentioned in the Report. The Subscriber shall independently verify the accuracy and correctness of the information/data before in any way acting upon the same. MIPL shall not be liable for any harm, injury, loss or damage caused to the Subscriber due to default by the Subscriber's debtors/beneficiaries in fulfilling their obligations of any nature whatsoever. This Report or any of its portion shall not be used as a documentary evidence or otherwise before any investigative agencies or forum of law. This Report is confidential and proprietary to MIPL. The Subscriber and/or any other person(s) may not reproduce, publish or disclose any of the contents of the Report to others without the express authorization of MIPL. This Report is prepared and issued to the Subscriber without any risk, responsibility or liability on the part of MIPL or its officials.

Category	Percentage
Promoters (Individual/Hindu Undivided Family – Indian)	100.00
Total	100.00

BUSINESS DETAILS

Line of Business :	Manufacturer and trader of all kinds of bulk drugs, basic drugs, organic chemicals, pharmaceutical formulation, health care and personal care products. [As per Memorandum of Association (Registry Documents)]	
Products / Services :	Item Code No.	Products/Services Description
	50072090	DFTA
	50072090	Fluconazole
	50072090	Terbinafinine
	50072090	Chloro, Dimethyl, YNE, HEPT
Brand Names :	Not Available	
Agencies Held :	Not Available	
Exports :	Not Divulged	
Imports :	Not Divulged	
Terms :	Not Divulged	

PRODUCTION STATUS – (NOT AVAILABLE)

GENERAL INFORMATION

Suppliers :	Reference :	Not Divulged
	Name of the Person :	--
	Contact No.:	--
	Since How Long Known :	--
	Maximum Limit Dealt :	--
	Experience :	--
	Remark :	--
Customers :	Reference :	Not Divulged
	Name of the Person :	--
	Contact No.:	--
	Since How Long Known :	--
	Maximum Limit Dealt :	--
	Experience :	--

DISCLAIMER : This Report is **PRIVATE & CONFIDENTIAL** and it is prepared at the request of and for its use by the Subscriber only. The Subscriber shall use the contents of the Report merely as an aid to its business. Mira Inform Private Limited ("MIPL") has collated information/data in the Report, which have not been verified unless otherwise specifically mentioned in the Report. The Subscriber shall independently verify the accuracy and correctness of the information/data before in any way acting upon the same. MIPL shall not be liable for any harm, injury, loss or damage caused to the Subscriber due to default by the Subscriber's debtors/beneficiaries in fulfilling their obligations of any nature whatsoever. This Report or any of its portion shall not be used as a documentary evidence or otherwise before any investigative agencies or forum of law. This Report is confidential and proprietary to MIPL. The Subscriber and/or any other person(s) may not reproduce, publish or disclose any of the contents of the Report to others without the express authorization of MIPL. This Report is prepared and issued to the Subscriber without any risk, responsibility or liability on the part of MIPL or its officials.

	Remark :	--	
No. of Employees :	Information declined by the management		
Bankers :	Banker Name :	Not Divulged	
	Branch :	Not Divulged	
	Person Name (With Designation) :	--	
	Contact Number :	--	
	Name of Account Holder :	--	
	Account Number :	--	
	Account Since (Date/Year of Account Opening) :	--	
	Average Balance Maintained :	--	
	Credit Facilities Enjoyed (CC/OD/Term Loan) :	--	
	Account Operation :	--	
	Remark :	--	
Facilities :	Secured Loan	31.03.2017 (INR in Million)	31.03.2016 (INR in Million)
	Long-term Borrowings		
	Rupee term loans from banks	40.266	0.000
	Term loans from others	6.194	5.035
	Short-term borrowings		
	Working capital loans from banks	189.166	157.429
	Total	235.626	162.464
Financial Institution:	Reliance Commercial Finance Limited, Reliance Centre, 6th Floor, South Wing, Off. Western Express Highway, Santacruz (East), Mumbai – 400055, Maharashtra, India		
Auditors :			
	Name :	B Nagaraja Rao and Associates Chartered Accountants	
	Address :	166, Kasyapa Nivas, Kalyan Nagar III, Hyderabad - 500 018, Telangana, India	
	PAN No.:	AAQPB9139F	
Memberships :	Not Available		
Collaborators :	Not Available		
Associate:	<ul style="list-style-type: none"> Metrochem API Private Limited, India CIN No.:U24239AP2002PTC039223 		

CAPITAL STRUCTURE

AS ON 31.03.2017

Authorised Capital :

No. of Shares	Type	Value	Amount
15000000	Equity Shares	INR 10/- each	INR 150.000 Million

Issued, Subscribed & Paid-up Capital :

No. of Shares	Type	Value	Amount
15000000	Equity Shares	INR 10/- each	INR 150.000 Million

FINANCIAL DATA
[all figures are INR Million]

ABRIDGED BALANCE SHEET

SOURCES OF FUNDS	31.03.2017	31.03.2016	31.03.2015
I. EQUITY AND LIABILITIES			
(1) Shareholders' Funds			
(a) Share Capital	150.000	150.000	150.000
(b) Reserves & Surplus	172.099	130.960	103.421
(c) Money received against share warrants	0.000	0.000	0.000
(2) Share Application money pending allotment	0.000	0.000	0.000
Total Shareholders' Funds (1) + (2)	322.099	280.960	253.421
(3) Non-Current Liabilities			
(a) long-term borrowings	60.244	23.479	26.573
(b) Deferred tax liabilities (Net)	24.232	16.840	14.315
(c) Other long term liabilities	0.000	0.000	0.000
(d) long-term provisions	6.905	4.305	3.627

DISCLAIMER : This Report is **PRIVATE & CONFIDENTIAL** and it is prepared at the request of and for its use by the Subscriber only. The Subscriber shall use the contents of the Report merely as an aid to its business. Mira Inform Private Limited ("MIPL") has collated information/data in the Report, which have not been verified unless otherwise specifically mentioned in the Report. The Subscriber shall independently verify the accuracy and correctness of the information/data before in any way acting upon the same. MIPL shall not be liable for any harm, injury, loss or damage caused to the Subscriber due to default by the Subscriber's debtors/beneficiaries in fulfilling their obligations of any nature whatsoever. This Report or any of its portion shall not be used as a documentary evidence or otherwise before any investigative agencies or forum of law. This Report is confidential and proprietary to MIPL. The Subscriber and/or any other person(s) may not reproduce, publish or disclose any of the contents of the Report to others without the express authorization of MIPL. This Report is prepared and issued to the Subscriber without any risk, responsibility or liability on the part of MIPL or its officials.

Total Non-current Liabilities (3)	91.381	44.624	44.515
(4) Current Liabilities			
(a) Short term borrowings	189.166	157.429	142.937
(b) Trade payables	449.574	383.408	318.794
(c) Other current liabilities	51.715	37.354	35.770
(d) Short-term provisions	16.800	12.300	11.000
Total Current Liabilities (4)	707.255	590.491	508.501
TOTAL	1120.735	916.075	806.437
II. ASSETS			
(1) Non-current assets			
(a) Fixed Assets			
(i) Tangible assets	376.894	251.573	246.181
(ii) Intangible Assets	0.000	0.000	0.000
(iii) Capital work-in-progress	1.009	3.629	4.439
(iv) Intangible assets under development	0.000	0.000	0.000
(b) Non-current Investments	0.250	0.250	0.250
(c) Deferred tax assets (net)	0.000	0.000	0.000
(d) Long-term Loan and Advances	9.563	21.081	7.926
(e) Other Non-current assets	0.000	0.000	0.000
Total Non-Current Assets	387.716	276.533	258.796
(2) Current assets			
(a) Current investments	0.000	0.000	0.000
(b) Inventories	325.923	280.825	292.551
(c) Trade receivables	361.221	327.271	217.011
(d) Cash and cash equivalents	13.680	12.169	15.984
(e) Short-term loans and advances	17.213	15.587	12.107
(f) Other current assets	14.982	3.690	9.988
Total Current Assets	733.019	639.542	547.641
TOTAL	1120.735	916.075	806.437

PROFIT & LOSS ACCOUNT

	PARTICULARS	31.03.2017	31.03.2016	31.03.2015
	SALES			
	Income	1364.153	1025.267	853.626
	Other Income	8.331	3.583	5.612
	TOTAL	1372.484	1028.850	859.238
Less	EXPENSES			
	Cost of Materials Consumed	1089.912	757.401	640.21

DISCLAIMER : This Report is **PRIVATE & CONFIDENTIAL** and it is prepared at the request of and for its use by the Subscriber only. The Subscriber shall use the contents of the Report merely as an aid to its business. Mira Inform Private Limited ("MIPL") has collated information/data in the Report, which have not been verified unless otherwise specifically mentioned in the Report. The Subscriber shall independently verify the accuracy and correctness of the information/data before in any way acting upon the same. MIPL shall not be liable for any harm, injury, loss or damage caused to the Subscriber due to default by the Subscriber's debtors/beneficiaries in fulfilling their obligations of any nature whatsoever. This Report or any of its portion shall not be used as a documentary evidence or otherwise before any investigative agencies or forum of law. This Report is confidential and proprietary to MIPL. The Subscriber and/or any other person(s) may not reproduce, publish or disclose any of the contents of the Report to others without the express authorization of MIPL. This Report is prepared and issued to the Subscriber without any risk, responsibility or liability on the part of MIPL or its officials.

	Changes in inventories of finished goods, work-in-progress and Stock-in-Trade	(40.681)	8.964	(9.212)
	Employees benefits expense	66.664	56.046	58.613
	Other expenses	130.179	101.332	84.064
	TOTAL	1246.074	923.743	773.675
	PROFIT/ (LOSS) BEFORE INTEREST, TAX, DEPRECIATION AND AMORTISATION	126.410	105.107	85.563
Less	FINANCIAL EXPENSES	37.445	43.499	31.714
	PROFIT / (LOSS) BEFORE TAX, DEPRECIATION AND AMORTISATION	88.965	61.608	53.849
Less/ Add	DEPRECIATION/ AMORTISATION	21.928	19.996	18.98
	PROFIT/ (LOSS) BEFORE TAX	67.037	41.612	34.869
Less	TAX	25.897	14.073	12.661
	PROFIT/ (LOSS) AFTER TAX	41.140	27.539	22.208
	Earnings / (Loss) Per Share (INR)	2.74	1.84	1.47

CURRENT MATURITIES OF LONG TERM DEBT DETAILS

Particulars	31.03.2017	31.03.2016	31.03.2015
Current Maturities of Long term debt	47.862	33.586	35.770
Cash generated from operations	NA	NA	NA
Net cash flow from (used in) operations	67.036	41.612	34.869
Net cash flows from (used in) operating activities	67.036	41.612	34.869

KEY RATIOS

EFFICIENCY RATIOS

PARTICULARS	31.03.2017	31.03.2016	31.03.2015
Average Collection Days (Sundry Debtors / Income * 365 Days)	96.65	116.51	92.79
Account Receivables Turnover (Income / Sundry Debtors)	3.78	3.13	3.93

DISCLAIMER : This Report is **PRIVATE & CONFIDENTIAL** and it is prepared at the request of and for its use by the Subscriber only. The Subscriber shall use the contents of the Report merely as an aid to its business. Mira Inform Private Limited ("MIPL") has collated information/data in the Report, which have not been verified unless otherwise specifically mentioned in the Report. The Subscriber shall independently verify the accuracy and correctness of the information/data before in any way acting upon the same. MIPL shall not be liable for any harm, injury, loss or damage caused to the Subscriber due to default by the Subscriber's debtors/beneficiaries in fulfilling their obligations of any nature whatsoever. This Report or any of its portion shall not be used as a documentary evidence or otherwise before any investigative agencies or forum of law. This Report is confidential and proprietary to MIPL. The Subscriber and/or any other person(s) may not reproduce, publish or disclose any of the contents of the Report to others without the express authorization of MIPL. This Report is prepared and issued to the Subscriber without any risk, responsibility or liability on the part of MIPL or its officials.

Average Payment Days (Sundry Creditors / Purchases * 365 Days)	150.56	184.77	181.75
Inventory Turnover (Operating Income / Inventories)	0.39	0.37	0.29
Asset Turnover (Operating Income / Net Fixed Assets)	0.33	0.41	0.34

LEVERAGE RATIOS

PARTICULARS	31.03.2017	31.03.2016	31.03.2015
Debt Ratio (Borrowing + Current Liabilities) / Total Assets	0.73	0.71	0.71
Debt Equity Ratio (Total Liability / Networth)	0.92	0.76	0.81
Current Liabilities to Networth (Current Liabilities / Net Worth)	2.20	2.10	2.01
Fixed Assets to Networth (Net Fixed Assets / Networth)	1.17	0.91	0.99
Interest Coverage Ratio (PBIT / Financial Charges)	3.38	2.42	2.70

PROFITABILITY RATIOS

PARTICULARS		31.03.2017	31.03.2016	31.03.2015
Net Profit Margin [(PAT / Sales) * 100]	%	3.02	2.69	2.60
Return on Total Assets [(PAT / Total Assets) * 100]	%	3.67	3.01	2.75
Return on Investment (ROI) [(PAT / Networth) * 100]	%	12.77	9.80	8.76

SOLVENCY RATIOS

PARTICULARS	31.03.2017	31.03.2016	31.03.2015
Current Ratio (Current Assets / Current Liabilities)	1.04	1.08	1.08

DISCLAIMER : This Report is **PRIVATE & CONFIDENTIAL** and it is prepared at the request of and for its use by the Subscriber only. The Subscriber shall use the contents of the Report merely as an aid to its business. Mira Inform Private Limited ("MIPL") has collated information/data in the Report, which have not been verified unless otherwise specifically mentioned in the Report. The Subscriber shall independently verify the accuracy and correctness of the information/data before in any way acting upon the same. MIPL shall not be liable for any harm, injury, loss or damage caused to the Subscriber due to default by the Subscriber's debtors/beneficiaries in fulfilling their obligations of any nature whatsoever. This Report or any of its portion shall not be used as a documentary evidence or otherwise before any investigative agencies or forum of law. This Report is confidential and proprietary to MIPL. The Subscriber and/or any other person(s) may not reproduce, publish or disclose any of the contents of the Report to others without the express authorization of MIPL. This Report is prepared and issued to the Subscriber without any risk, responsibility or liability on the part of MIPL or its officials.

Quick Ratio <i>((Current Assets – Inventories) / Current Liabilities)</i>	0.58	0.61	0.50
G-Score Ratio Financial <i>(Networth / Total Assets)</i>	0.29	0.31	0.31
G-Score Ratio Debt <i>(Debts / Equity Capital)</i>	1.98	1.43	1.37
G-Score Ratio Liquidity <i>(Total Current Assets / Total Current Liabilities)</i>	1.04	1.08	1.08

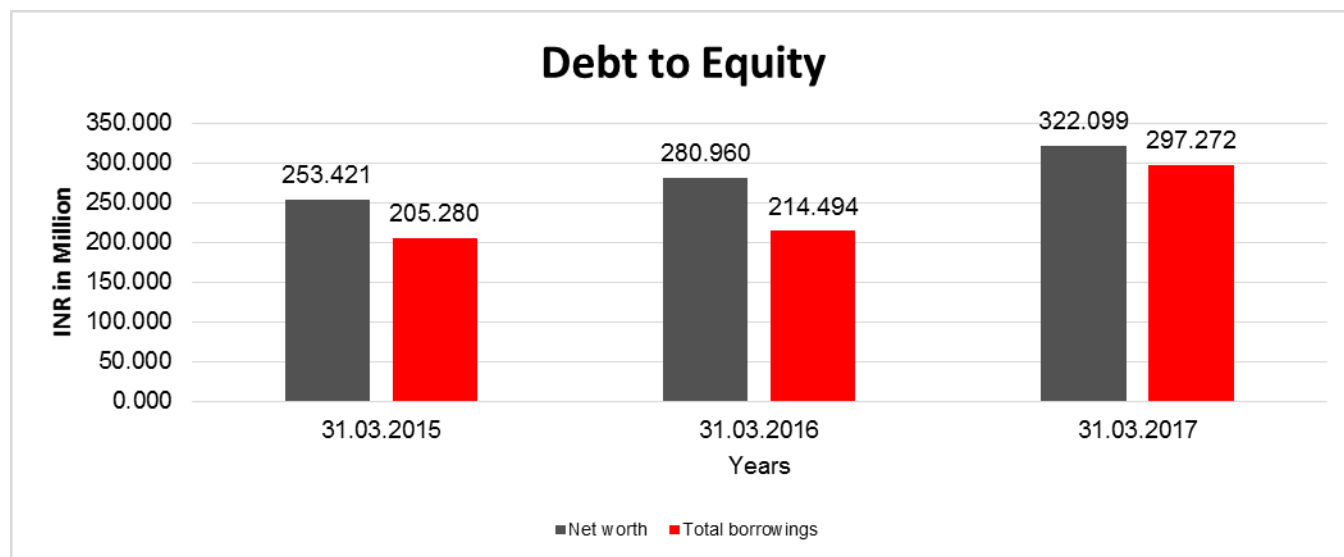
Total Liability = Short-term Debt + Long-term Debt + Current Maturities of Long-term debts

DISCLAIMER : This Report is **PRIVATE & CONFIDENTIAL** and it is prepared at the request of and for its use by the Subscriber only. The Subscriber shall use the contents of the Report merely as an aid to its business. Mira Inform Private Limited ("MIPL") has collated information/data in the Report, which have not been verified unless otherwise specifically mentioned in the Report. The Subscriber shall independently verify the accuracy and correctness of the information/data before in any way acting upon the same. MIPL shall not be liable for any harm, injury, loss or damage caused to the Subscriber due to default by the Subscriber's debtors/beneficiaries in fulfilling their obligations of any nature whatsoever. This Report or any of its portion shall not be used as a documentary evidence or otherwise before any investigative agencies or forum of law. This Report is confidential and proprietary to MIPL. The Subscriber and/or any other person(s) may not reproduce, publish or disclose any of the contents of the Report to others without the express authorization of MIPL. This Report is prepared and issued to the Subscriber without any risk, responsibility or liability on the part of MIPL or its officials.

FINANCIAL ANALYSIS
[all figures are in INR Million]

DEBT EQUITY RATIO

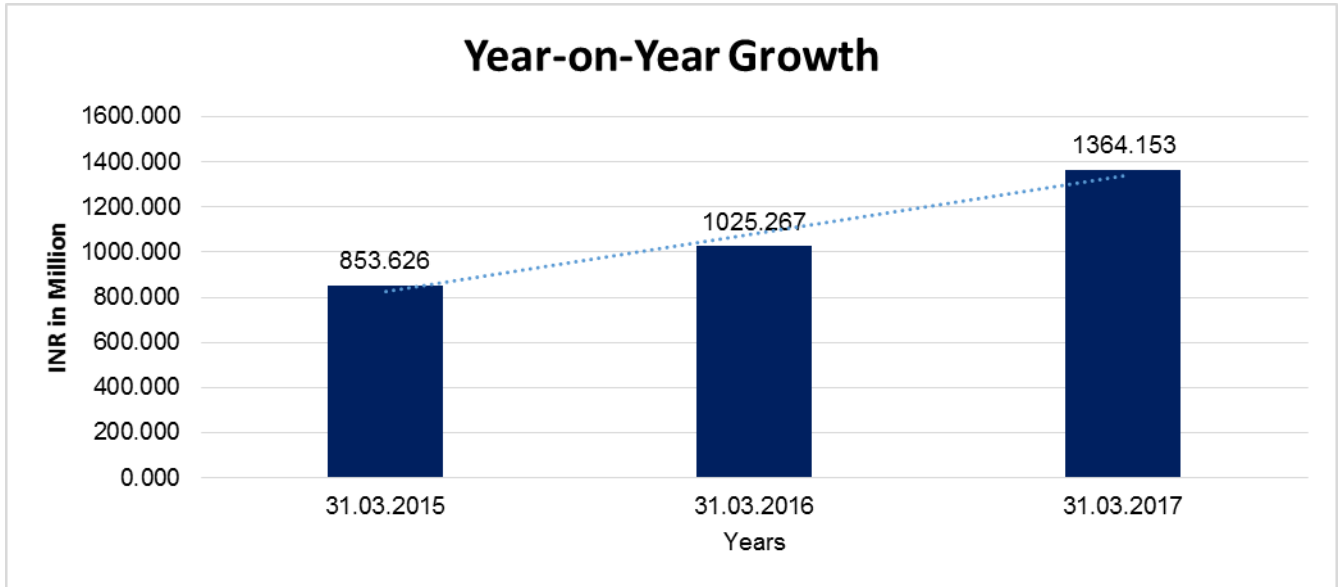
Particular	31.03.2015	31.03.2016	31.03.2017
	INR In Million	INR In Million	INR In Million
Share Capital	150.000	150.000	150.000
Reserves & Surplus	103.421	130.960	172.099
Net worth	253.421	280.960	322.099
long-term borrowings	26.573	23.479	60.244
Short term borrowings	142.937	157.429	189.166
Current Maturities of Long term debt	35.770	33.586	47.862
Total borrowings	205.280	214.494	297.272
Debt/Equity ratio	0.810	0.763	0.923



YEAR-ON-YEAR GROWTH

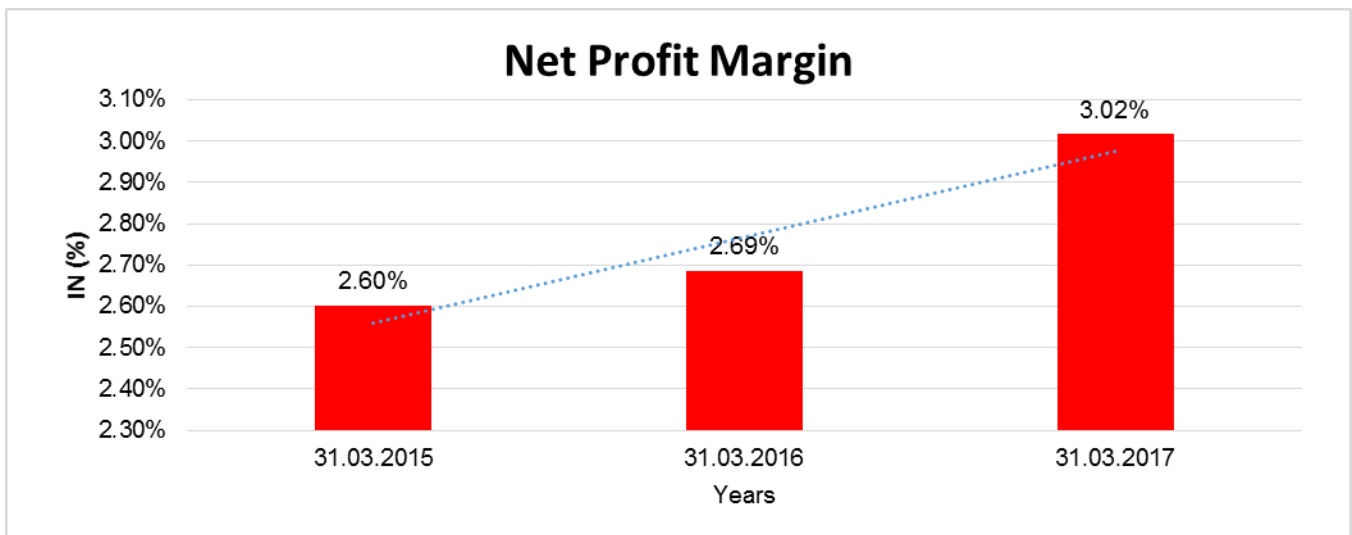
Year on Year Growth	31.03.2015	31.03.2016	31.03.2017
	INR In Million	INR In Million	INR In Million
Sales	853.626	1025.267	1364.153
		20.107	33.053

DISCLAIMER : This Report is **PRIVATE & CONFIDENTIAL** and it is prepared at the request of and for its use by the Subscriber only. The Subscriber shall use the contents of the Report merely as an aid to its business. Mira Inform Private Limited ("MIPL") has collated information/data in the Report, which have not been verified unless otherwise specifically mentioned in the Report. The Subscriber shall independently verify the accuracy and correctness of the information/data before in any way acting upon the same. MIPL shall not be liable for any harm, injury, loss or damage caused to the Subscriber due to default by the Subscriber's debtors/beneficiaries in fulfilling their obligations of any nature whatsoever. This Report or any of its portion shall not be used as a documentary evidence or otherwise before any investigative agencies or forum of law. This Report is confidential and proprietary to MIPL. The Subscriber and/or any other person(s) may not reproduce, publish or disclose any of the contents of the Report to others without the express authorization of MIPL. This Report is prepared and issued to the Subscriber without any risk, responsibility or liability on the part of MIPL or its officials.



NET PROFIT MARGIN

Net Profit Margin	31.03.2015	31.03.2016	31.03.2017
	INR In Million	INR In Million	INR In Million
Sales	853.626	1025.267	1364.153
Profit/(Loss)	22.208	27.539	41.140
	2.60%	2.69%	3.02%



DISCLAIMER : This Report is **PRIVATE & CONFIDENTIAL** and it is prepared at the request of and for its use by the Subscriber only. The Subscriber shall use the contents of the Report merely as an aid to its business. Mira Inform Private Limited ("MIPL") has collated information/data in the Report, which have not been verified unless otherwise specifically mentioned in the Report. The Subscriber shall independently verify the accuracy and correctness of the information/data before in any way acting upon the same. MIPL shall not be liable for any harm, injury, loss or damage caused to the Subscriber due to default by the Subscriber's debtors/beneficiaries in fulfilling their obligations of any nature whatsoever. This Report or any of its portion shall not be used as a documentary evidence or otherwise before any investigative agencies or forum of law. This Report is confidential and proprietary to MIPL. The Subscriber and/or any other person(s) may not reproduce, publish or disclose any of the contents of the Report to others without the express authorization of MIPL. This Report is prepared and issued to the Subscriber without any risk, responsibility or liability on the part of MIPL or its officials.

LOCAL AGENCY FURTHER INFORMATION

Sr. No.	Check list by info agents	Available in Report (Yes/No)
1	Year of establishment	Yes
2	Constitution of the entity -Incorporation details	Yes
3	Locality of the entity	Yes
4	Premises details	No
5	Buyer visit details	--
6	Contact numbers	Yes
7	Name of the person contacted	Yes
8	Designation of contact person	Yes
9	Promoter's background	Yes
10	Date of Birth of Proprietor / Partners / Directors	Yes
11	Pan Card No. of Proprietor / Partners	Yes
12	Voter Id Card No. of Proprietor / Partners	No
13	Type of business	Yes
14	Line of Business	Yes
15	Export/import details (if applicable)	No
16	No. of employees	No
17	Details of sister concerns	Yes
18	Major suppliers	No
19	Major customers	No
20	Banking Details	No
21	Banking facility details	Yes
22	Conduct of the banking account	--
23	Financials, if provided	Yes
24	Capital in the business	Yes
25	Last accounts filed at ROC, if applicable	Yes
26	Turnover of firm for last three years	Yes
27	Reasons for variation <> 20%	--
28	Estimation for coming financial year	No
29	Profitability for last three years	Yes
30	Major shareholders, if available	Yes
31	External Agency Rating, if available	Yes
32	Litigations that the firm/promoter involved in	--
33	Market information	--
34	Payments terms	Yes
35	Negative Reporting by Auditors in the Annual Report	No

OPERATIONS AND STATE OF COMPANY'S AFFAIRS

During the year, the company did well. The directors expect that the company will achieve new heights in the ensuing year.

PERFORMANCE REVIEW:

During the year, the company has achieved the net turnover of sales of goods amounting to INR 1364.153 Million as compared to turnover of INR 1025.267 Million in the immediately preceding year. The company has earned net profit of INR 67.037 Million after providing depreciation but before provision for taxes against profit INR 41.612 Million in the immediately previous year.

UNSECURED LOANS

Unsecured Loan	31.03.2017 (INR in Million)	31.03.2016 (INR in Million)
Long-term Borrowings		
Rupee term loans from others	13.784	18.444
Total	13.784	18.444

INDEX OF CHARGE:

S No	SRN	Charge Id	Charge Holder Name	Date of Creation	Date of Modification	Date of Satisfaction	Amount	Address
1	G94 6887 51	100 193 251	Reliance Commercial Finance Limited	26/07/ 2018	-	-	7884170.0	Reliance Centre, 6th Floor, South Wing, Off. Western Express Highway, Santacruz (East)Mumbaima400 055in
2	G51 6846 94	100 119 058	Reliance Commercial Finance Limited	17/08/ 2017	-	-	7300000.0	Reliance Centre, 6th Floor, South Wing, Off. Western Express Highway, Santacruz (East)Mumbaima400 055in
3	G10 4709	100 047	Siemens Financial Services	26/07/ 2016	-	-	9000000.0	Seethakathi Business Centre, 4th Floor272/688, Anna

DISCLAIMER : This Report is **PRIVATE & CONFIDENTIAL** and it is prepared at the request of and for its use by the Subscriber only. The Subscriber shall use the contents of the Report merely as an aid to its business. Mira Inform Private Limited ("MIPL") has collated information/data in the Report, which have not been verified unless otherwise specifically mentioned in the Report. The Subscriber shall independently verify the accuracy and correctness of the information/data before in any way acting upon the same. MIPL shall not be liable for any harm, injury, loss or damage caused to the Subscriber due to default by the Subscriber's debtors/beneficiaries in fulfilling their obligations of any nature whatsoever. This Report or any of its portion shall not be used as a documentary evidence or otherwise before any investigative agencies or forum of law. This Report is confidential and proprietary to MIPL. The Subscriber and/or any other person(s) may not reproduce, publish or disclose any of the contents of the Report to others without the express authorization of MIPL. This Report is prepared and issued to the Subscriber without any risk, responsibility or liability on the part of MIPL or its officials.

	53	282	Private Limited					Salai,Chennai600006in
4	G29 5658 84	100 401 77	State Bank Of India	19/02/2007	05/12/2016	-	320000000.0	Commercial Branch, Mid Corporate Groupbank Street, KotiHyderabadtg500095in
5	H21 4884 40	105 864 74	Reliance Capital Ltd	31/07/2015	-	15/10/2018	7371000.0	"H" Block 1st Floordhirubhai Ambani Knowledge City, Koparkhairnenavi Mumbaimh400710in
6	G92 5516 21	104 136 49	Siemens Financial Services Private Limited	31/01/2013	-	06/07/2018	7688610.0	130, Pandurang Budhkar Marg,Worlimumbaimh400018in
7	G88 7481 40	104 782 98	Magma Fincorp Limited	10/02/2014	-	28/05/2018	9999999.0	Magam House24 Park Streetkolkatawb700016in
8	G82 4620 03	104 778 06	Reliance Capital Ltd	06/02/2014	-	20/03/2018	3503062.0	"H" Block 1st Floordhirubhai Ambani Knowledge City, Koparkhairnenavi Mumbaimh400710in

FIXED ASSETS:

- Land
- Buildings
- Office building
- Factory building
- Plant and equipment
- Factory equipments
- Other plant and equipment
- Furniture and fixtures
- Vehicles
- Motor vehicles
- Computer equipments

DISCLAIMER : This Report is **PRIVATE & CONFIDENTIAL** and it is prepared at the request of and for its use by the Subscriber only. The Subscriber shall use the contents of the Report merely as an aid to its business. Mira Inform Private Limited ("MIPL") has collated information/data in the Report, which have not been verified unless otherwise specifically mentioned in the Report. The Subscriber shall independently verify the accuracy and correctness of the information/data before in any way acting upon the same. MIPL shall not be liable for any harm, injury, loss or damage caused to the Subscriber due to default by the Subscriber's debtors/beneficiaries in fulfilling their obligations of any nature whatsoever. This Report or any of its portion shall not be used as a documentary evidence or otherwise before any investigative agencies or forum of law. This Report is confidential and proprietary to MIPL. The Subscriber and/or any other person(s) may not reproduce, publish or disclose any of the contents of the Report to others without the express authorization of MIPL. This Report is prepared and issued to the Subscriber without any risk, responsibility or liability on the part of MIPL or its officials.

CMT REPORT (Corruption, Money Laundering & Terrorism]

The Public Notice information has been collected from various sources including but not limited to: **The Courts, India Prisons Service, Interpol, etc.**

1] INFORMATION ON DESIGNATED PARTY

No exist designating subject or any of its beneficial owners, controlling shareholders or senior officers as terrorist or terrorist organization or whom notice had been received that all financial transactions involving their assets have been blocked or convicted, found guilty or against whom a judgement or order had been entered in a proceedings for violating money-laundering, anti-corruption or bribery or international economic or anti-terrorism sanction laws or whose assets were seized, blocked, frozen or ordered forfeited for violation of money laundering or international anti-terrorism laws.

2] Court Declaration :

No records exist to suggest that subject is or was the subject of any formal or informal allegations, prosecutions or other official proceeding for making any prohibited payments or other improper payments to government officials for engaging in prohibited transactions or with designated parties.

3] Asset Declaration :

No records exist to suggest that the property or assets of the subject are derived from criminal conduct or a prohibited transaction.

4] Record on Financial Crime :

Charges or conviction registered against subject: **None**

5] Records on Violation of Anti-Corruption Laws :

Charges or investigation registered against subject: **None**

6] Records on Int'l Anti-Money Laundering Laws/Standards :

Charges or investigation registered against subject: **None**

7] Criminal Records

No available information exist that suggest that subject or any of its principals have been formally charged or convicted by a competent governmental authority for any financial crime or under any formal investigation by a competent government authority for any violation of anti-corruption laws or international anti-money laundering laws or standard.

8] Affiliation with Government :

No record exists to suggest that any director or indirect owners, controlling shareholders, director, officer or employee of the company is a government official or a family member or close business associate of a Government official.

9] Compensation Package :

Our market survey revealed that the amount of compensation sought by the subject is fair and reasonable and comparable to compensation paid to others for similar services.

10] Press Report :

No press reports / filings exists on the subject.

CORPORATE GOVERNANCE

MIRA INFORM as part of its Due Diligence do provide comments on Corporate Governance to identify management and governance. These factors often have been predictive and in some cases have created vulnerabilities to credit deterioration.

Our Governance Assessment focuses principally on the interactions between a company's management, its Board of Directors, Shareholders and other financial stakeholders.

CONTRAVENTION

Subject is not known to have contravened any existing local laws, regulations or policies that prohibit, restrict or otherwise affect the terms and conditions that could be included in the agreement with the subject.

FOREIGN EXCHANGE RATES

Currency	Unit	Indian Rupees
US Dollar	1	INR 72.10
UK Pound	1	INR 93.70
Euro	1	INR 81.44

INFORMATION DETAILS

Information Gathered by :	JIR
Analysis Done by :	PRI
Report Prepared by :	RSH

SCORE FACTORS

DEMERIT POINTS		
--BANK CHARGES	YES/NO	YES
--LITIGATION	YES/NO	NO
--OTHER ADVERSE INFORMATION	YES/NO	NO
MERIT POINTS		
--SOLE DISTRIBUTORSHIP	YES/NO	NO
--EXPORT ACTIVITIES	YES/NO	NO
--AFFILIATION	YES/NO	YES
--LISTED	YES/NO	NO
--OTHER MERIT FACTORS	YES/NO	YES

RATING EXPLANATIONS

Credit Rating	Explanation	Rating Comments
A+	Low Risk	Business dealings permissible with low risk of default
A	Acceptable Risk	Business dealings permissible with moderate risk of default
B	Medium Risk	Business dealings permissible on a regular monitoring basis
C	Medium High Risk	Business dealings permissible preferably on secured basis
D	High Risk	Business dealing not recommended or on secured terms only
NB	New Business	No recommendation can be done due to business in infancy stage

NB is stated where there is insufficient information to facilitate rating. However, it is not to be considered as unfavourable.

This score serves as a reference to assess SC's credit risk and to set the amount of credit to be extended. It is calculated from a composite of weighted scores obtained from each of the major sections of this report. The assessed factors are as follows:

- Financial condition covering various ratios
- Company background and operations size
- Promoters / Management background
- Payment record
- Litigation against the subject
- Industry scenario / competitor analysis
- Supplier / Customer / Banker review (wherever available)