

MIRA INFORM REPORT

Report No. :	541054
Report Date :	21.11.2018

IDENTIFICATION DETAILS

Name :	ALL POWER SOLUTION B.V.
Registered Office :	Aarbergerweg 9 G, 1435 CA Rijsenhout
Country :	Netherlands
Financials (as on) :	31.12.2017
Date of Incorporation :	30.06.2015
Com. Reg. No.:	KvK-nummer: 63652315
Legal Form :	Private Limited Company
Line of Business :	<ul style="list-style-type: none"> Agents involved in the sale of machinery Wholesale of other machines, equipment and supplies for manufacturing and trade n.e.c.
No. of Employees :	1 [2017 - Annual]

RATING & COMMENTS

(Mira Inform has adopted New Rating mechanism w.e.f. 23rd January 2017)

MIRA's Rating :	A
-----------------	---

Credit Rating	Explanation	Rating Comments
A	Acceptable Risk	Business dealings permissible with moderate risk of default

Status :	Good
Payment Behaviour :	Regular
Litigation :	Clear

NOTES :

DISCLAIMER : This Report is **PRIVATE & CONFIDENTIAL** and it is prepared at the request of and for its use by the Subscriber only. The Subscriber shall use the contents of the Report merely as an aid to its business. Mira Inform Private Limited ("MIPL") has collated information/data in the Report, which have not been verified unless otherwise specifically mentioned in the Report. The Subscriber shall independently verify the accuracy and correctness of the information/data before in any way acting upon the same. MIPL shall not be liable for any harm, injury, loss or damage caused to the Subscriber due to default by the Subscriber's debtors/beneficiaries in fulfilling their obligations of any nature whatsoever. This Report or any of its portion shall not be used as a documentary evidence or otherwise before any investigative agencies or forum of law. This Report is confidential and proprietary to MIPL. The Subscriber and/or any other person(s) may not reproduce, publish or disclose any of the contents of the Report to others without the express authorization of MIPL. This Report is prepared and issued to the Subscriber without any risk, responsibility or liability on the part of MIPL or its officials.

Any query related to this report can be made on e-mail : infodept@mirainform.com while quoting report number, name and date.

ECGC Country Risk Classification List

Country Name	Previous Rating (30.06.2018)	Current Rating (30.09.2018)
Netherlands	A1	A1

Risk Category	ECGC Classification
Insignificant	A1
Low Risk	A2
Moderately Low Risk	B1
Moderate Risk	B2
Moderately High Risk	C1
High Risk	C2
Very High Risk	D

NETHERLANDS - ECONOMIC OVERVIEW

The Netherlands, the sixth-largest economy in the European Union, plays an important role as a European transportation hub, with a consistently high trade surplus, stable industrial relations, and low unemployment. Industry focuses on food processing, chemicals, petroleum refining, and electrical machinery. A highly mechanized agricultural sector employs only 2% of the labor force but provides large surpluses for food-processing and underpins the country's status as the world's second largest agricultural exporter.

The Netherlands is part of the euro zone, and as such, its monetary policy is controlled by the European Central Bank. The Dutch financial sector is highly concentrated, with four commercial banks possessing over 80% of banking assets, and is four times the size of Dutch GDP.

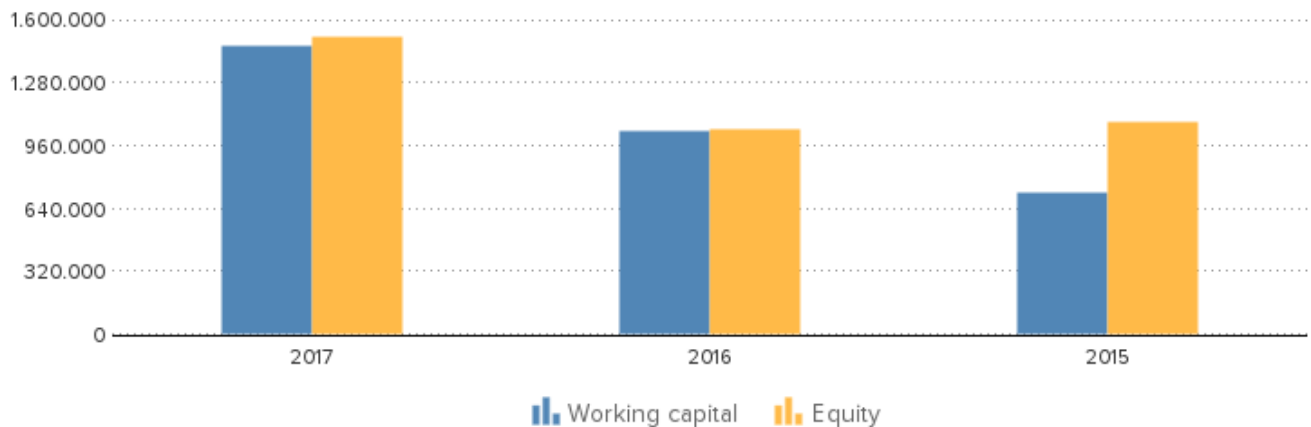
In 2008, during the financial crisis, the government budget deficit hit 5.3% of GDP. Following a protracted recession from 2009 to 2013, during which unemployment doubled to 7.4% and household consumption contracted for four consecutive years, economic growth began inching forward in 2014. Since 2010, Prime Minister Mark RUTTE's government has implemented significant austerity measures to improve public finances and has instituted broad structural reforms in key policy areas, including the labor market, the housing sector, the energy market, and the pension system. In 2017, the government budget returned to a surplus of 0.7% of GDP, with economic growth of 3.2%, and GDP per capita finally surpassed pre-crisis levels. The fiscal policy announced by the new government in the 2018-2021 coalition plans for increases in government consumption and public investment, fueling domestic demand and household consumption and investment. The new government's policy also plans to increase demand for workers in the public and private sector, forecasting a further decline in the unemployment rate, which hit 4.8% in 2017.

Source : CIA

SUMMARY

Company name	ALL POWER SOLUTION B.V.
Operative address	Aarbergerweg 9 G 1435CA Rijsenhout Netherlands
Status	Active
Legal form	Private Limited Company
Registration number	KvK-nummer: 63652315
VAT-number	855335506
European VAT-number	NL855335506B01

Year	2017	Mutation	2016	Mutation	2015
Fixed assets	48.727	853,00	5.113	-98,82	433.746
Total receivables	705.128	45,35	485.133	54,31	314.388
Total equity	1.516.037	45,95	1.038.771	-3,47	1.076.076
Short term liabilities	414.357	-30,67	597.693	327,27	139.886
Working capital	1.467.310	41,95	1.033.658	43,22	721.710
Quick ratio	1,84	121,69	0,83	-71,96	2,96



CONTACT INFORMATION

Company name	All Power Solution B.V.
Trade names	All Power Solution B.V.
Operative address	Aarbergerweg 9 G 1435CA RIJSENHOUT Netherlands
Correspondence address	Aarbergerweg 9 G

DISCLAIMER : This Report is **PRIVATE & CONFIDENTIAL** and it is prepared at the request of and for its use by the Subscriber only. The Subscriber shall use the contents of the Report merely as an aid to its business. Mira Inform Private Limited ("MIPL") has collated information/data in the Report, which have not been verified unless otherwise specifically mentioned in the Report. The Subscriber shall independently verify the accuracy and correctness of the information/data before in any way acting upon the same. MIPL shall not be liable for any harm, injury, loss or damage caused to the Subscriber due to default by the Subscriber's debtors/beneficiaries in fulfilling their obligations of any nature whatsoever. This Report or any of its portion shall not be used as a documentary evidence or otherwise before any investigative agencies or forum of law. This Report is confidential and proprietary to MIPL. The Subscriber and/or any other person(s) may not reproduce, publish or disclose any of the contents of the Report to others without the express authorization of MIPL. This Report is prepared and issued to the Subscriber without any risk, responsibility or liability on the part of MIPL or its officials.

Telephone number
Website

1435CA RIJSENHOUT
Netherlands
0297-368673
www.allpowersolution.com

REGISTRATION

Registration number
Branch number
VAT-number
European VAT-number
Status
First registration company register
Memorandum
Establishment date
Legal form
Issued placed capital
Paid up share capital

KvK-nummer: 63652315
000032545843
855335506
NL855335506B01
Active
2015-06-30
2015-06-30
2015-06-30
Private Limited Company
EUR 100
EUR 100

ACTIVITIES

SBI

4614: Agents involved in the sale of machinery
46699: Wholesale of other machines, equipment and supplies for
manufacturing and trade n.e.c.

Exporter
Importer

No
No

RELATIONS

Shareholders

All Power Beheer B.V.
Aarbergerweg 9 G
1435CA RIJSENHOUT
Netherlands
Registration number: 55424589
Percentage: 100%

Affiliates

Hillpark B.V.
Jol 11 1
8243ED LELYSTAD
Netherlands
Registration number: 30143862

Companies on same address

All Power Beheer B.V.
Registration number: 55424589

REAL ESTATE

Details operative address

Surface area: 731 m2
Purpose: Industrial function
Construction year: 2007
Status: Building in use
Under investigation: No

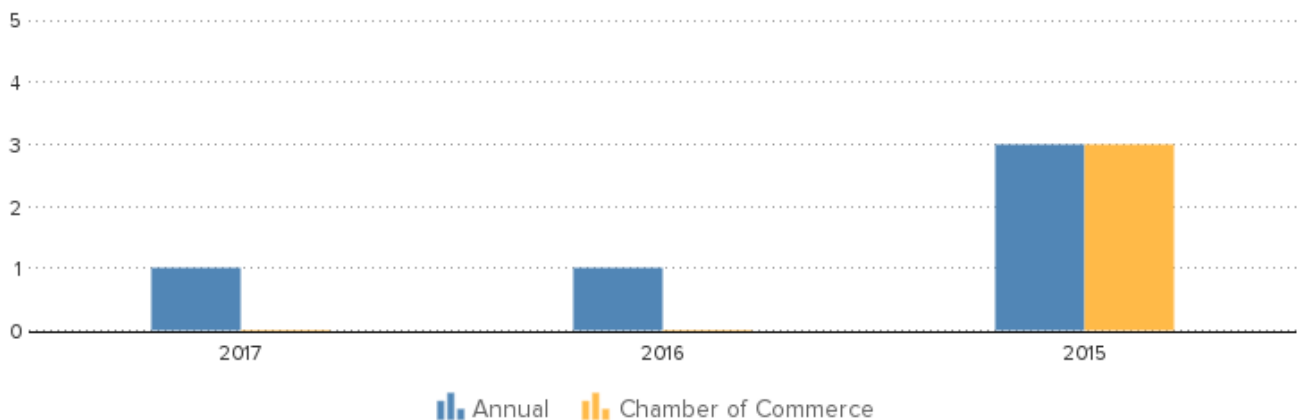
MANAGEMENT

Active management

All Power Beheer B.V.
Aarbergerweg 9 G
1435CA RIJSENHOUT
Netherlands
Registration number: 55424589
Competence: Fully authorized
Function: General Director
Starting date: 2015-06-30

EMPLOYEES

Year	2017	2016	2015
Annual Chamber of Commerce	1	1	3
			3



PAYMENTS

Description	Regular	
	Last quarter	Last year
Payments within industry		
Average payment period (days)	45	36
Average delay (days)	28	19

Quarter	Not overdue	1-30	31-60	61-90	91-120	121+
2018 Q4	62,00%	16,00%	9,00%	8,00%	1,00%	4,00%
2018 Q3	61,00%	21,00%	16,00%	0,00%	1,00%	1,00%
2018 Q2	67,00%	25,00%	6,00%	1,00%	0,00%	1,00%
2018 Q1	52,00%	40,00%	5,00%	2,00%	0,00%	2,00%
2017 Q4	50,00%	39,00%	5,00%	2,00%	1,00%	2,00%

The above data is an indication of the average payment behaviour of the client. the payment experiences can be affected by disputes, payment arrangements, etc.

KEY FIGURES

Year	2017	2016	2015
Quick ratio	1,84	0,83	2,96
Current ratio	4,54	2,73	6,16
Working capital/ balance total	0,76	0,63	0,56
Equity / balance total	0,79	0,63	0,83
Equity / Fixed assets	31,11	203,16	2,48
Equity / liabilities	3,66	1,74	4,91
Balance total / liabilities	4,66	2,74	5,91
Working capital	1.467.310	1.033.658	721.710
Equity	1.516.037	1.038.771	1.076.076
Mutation equity	45,95	-3,47	
Mutation short term liabilities	-30,67	327,27	

Summary
The 2017 financial result structure is a positive working capital of 1.467.310 euro, which is in agreement with 76 % of the total assets of the company.

The working capital has increased with 41.95 % compared to previous year. The ratio, with respect to the total assets of the company has however, increased.

The improvement between 2016 and 2017 has mainly been caused by a change of the current assets.

The current ratio of the company in 2017 was 4.54. If the current ratio exceeds 3.0, the company may not be using its current assets or its short-term financing facilities efficiently .

The quick ratio in 2017 of the company was 1.84. A company with a Quick Ratio of more than 1 can currently pay back its current

liabilities.

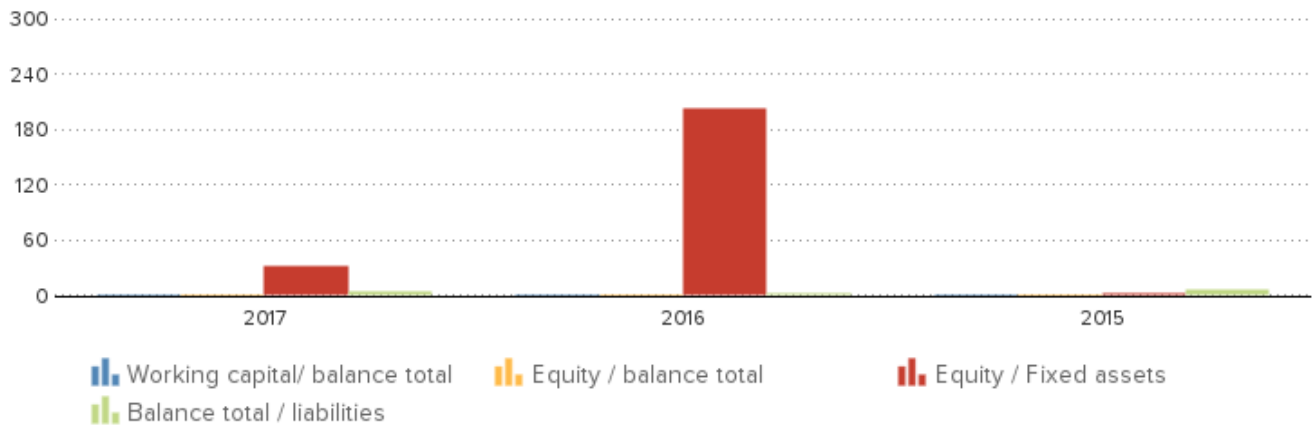
The 2016 financial result structure is a positive working capital of 1.033.658 euro, which is in agreement with 63 % of the total assets of the company.

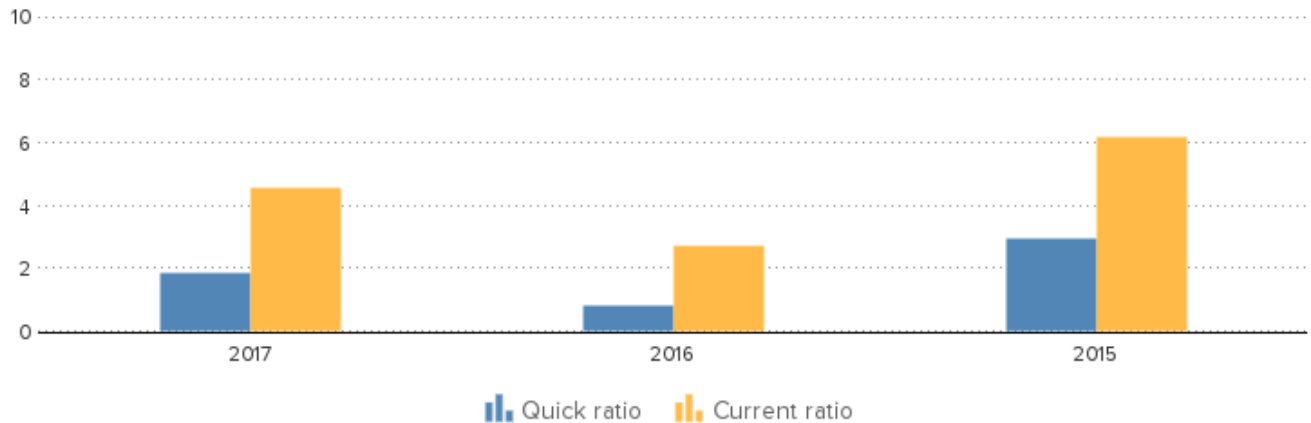
The working capital has increased with 43.22 % compared to previous year. The ratio, with respect to the total assets of the company has however, increased.

The improvement between 2015 and 2016 has mainly been caused by a change of the current liabilities.

The current ratio of the company in 2016 was 2.73. A company with a current ratio between 1.5 and 3.0 generally indicates good short-term financial strength.

The quick ratio in 2016 of the company was 0.83. A company with a Quick Ratio of less than 1 cannot currently pay back its current liabilities.





FINANCIAL STATEMENT

Last annual account	2017
Remark annual account	The company is obliged to file its financial statements.
Type of annual account	Corporate
Annual account	All Power Solution B.V. Aarbergerweg 9 G 1435CA RIJSENHOUT Netherlands Registration number: <u>63652315</u>

BALANCE

Year	2017	2016	2015
End date	2017-12-31	2016-12-31	2015-12-31
Type of annual account	Corporate	Corporate	Corporate
Intangible fixed assets			396.900
Tangible fixed assets	48.727	5.113	36.846
Fixed assets	48.727	5.113	433.746
Total stock	1.117.317	1.136.172	447.449
Total receivables	705.128	485.133	314.388
Liquid funds	59.222	10.046	99.759
Current assets	1.881.667	1.631.351	861.596
Total assets	1.930.394	1.636.464	1.295.342
Issued capital	100	100	100
Share premium reserve	921.232	921.232	921.232
Other reserves	594.705	117.439	154.744
Total reserves	1.515.937	1.038.671	1.075.976

DISCLAIMER : This Report is **PRIVATE & CONFIDENTIAL** and it is prepared at the request of and for its use by the Subscriber only. The Subscriber shall use the contents of the Report merely as an aid to its business. Mira Inform Private Limited ("MIPL") has collated information/data in the Report, which have not been verified unless otherwise specifically mentioned in the Report. The Subscriber shall independently verify the accuracy and correctness of the information/data before in any way acting upon the same. MIPL shall not be liable for any harm, injury, loss or damage caused to the Subscriber due to default by the Subscriber's debtors/beneficiaries in fulfilling their obligations of any nature whatsoever. This Report or any of its portion shall not be used as a documentary evidence or otherwise before any investigative agencies or forum of law. This Report is confidential and proprietary to MIPL. The Subscriber and/or any other person(s) may not reproduce, publish or disclose any of the contents of the Report to others without the express authorization of MIPL. This Report is prepared and issued to the Subscriber without any risk, responsibility or liability on the part of MIPL or its officials.

Total equity	1.516.037	1.038.771	1.076.076
Provisions			79.380
Short term liabilities	414.357	597.693	139.886
Total short and long term liabilities	414.357	597.693	219.266
Total liabilities	1.930.394	1.636.464	1.295.342
Summary			

The total assets of the company increased with 17.96 % between 2016 and 2017.

The total asset increase is retrievable in the fixed asset growth of 853 %.

The assets growth has been financed by a Net Worth increase of 45.95 %. The company's net increase has also covered a reduction of -30.67 % of the company's indebtedness.

In 2017 the assets of the company were 2.52 % composed of fixed assets and 97.48 % by current assets. The assets are being financed by an equity of 78.54 %, and total debt of 21.46 %.

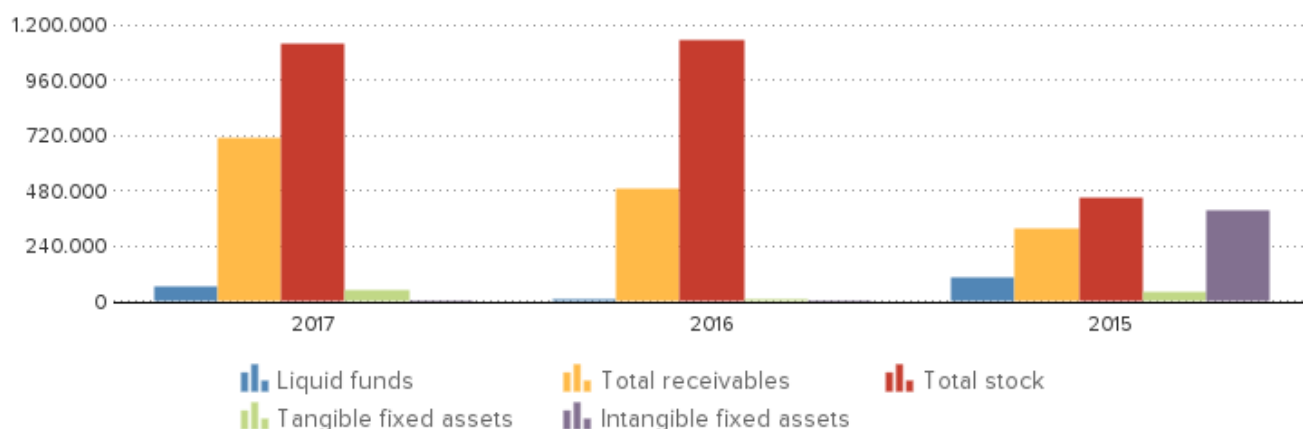
The total assets of the company increased with 26.33 % between 2015 and 2016.

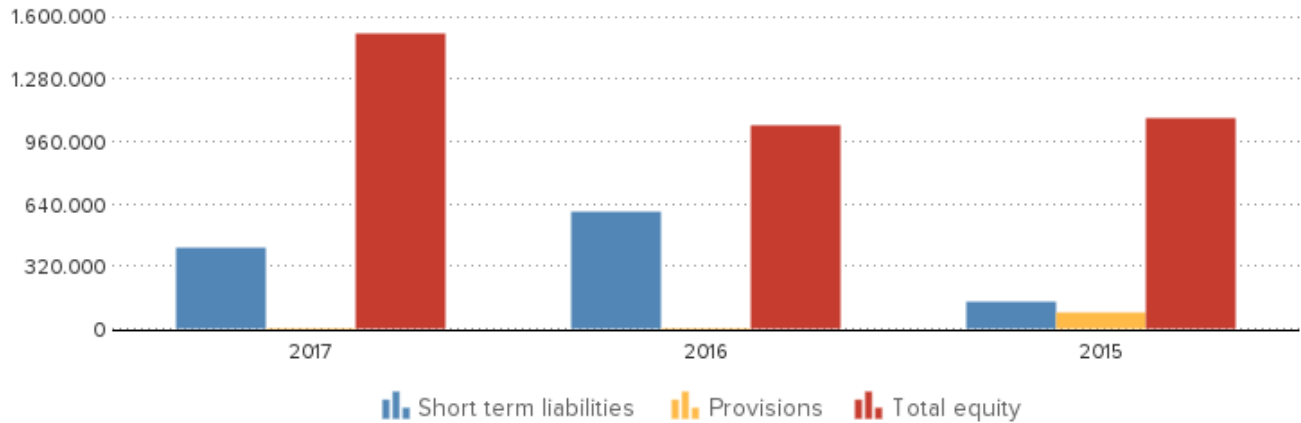
Despite the assets growth, the non current assets decreased with - 98.82 %.

Asset growth is in contrasts with the net worth decline of -3.47 %.

The company's indebtedness has, therefore, increased with 172.59 %.

In 2016 the assets of the company were 0.31 % composed of fixed assets and 99.69 % by current assets. The assets are being financed by an equity of 63.48 %, and total debt of 36.52 %.





ANALYSIS

Branch (SBI)
Region
Summary

Agents involved in the sale of machinery (SBI code 4614)
Groot-Amsterdam
In the Netherlands 3729 of the companies are registered with the SBI code 4614
In the region Groot-Amsterdam 218 of the companies are registered with the SBI code 4614
In the Netherlands 10 of the bankruptcies are published within this sector
In the region Groot-Amsterdam 2 of the bankruptcies are published within this sector
The risk of this specific sector in the Netherlands is normal
The risk of this specific sector in the region Groot-Amsterdam is normal

Year	2017	Company	2016	Company	2015
Equity	33.645	1.516.037	34.754	1.038.771	38.901
Working capital	41.153	1.467.310	34.987	1.033.658	31.006
Balance total	193.182	1.930.394	216.175	1.636.464	229.071
Quick ratio	1,26	1,84	1,24	0,83	1,27
Current ratio	1,62	4,54	1,54	2,73	1,59
Equity / balance total	0,34	0,79	0,31	0,63	0,33

PUBLICATIONS

Deposits

18-05-2018: De jaarrekening over 2017 is gepubliceerd.
07-08-2017: De jaarrekening over 2016 is gepubliceerd.
21-11-2016: De jaarrekening over 2015 is gepubliceerd.

Functions

03-07-2015: Per 30-06-2015 is bestuurder 55424589 All Power

DISCLAIMER : This Report is **PRIVATE & CONFIDENTIAL** and it is prepared at the request of and for its use by the Subscriber only. The Subscriber shall use the contents of the Report merely as an aid to its business. Mira Inform Private Limited ("MIPL") has collated information/data in the Report, which have not been verified unless otherwise specifically mentioned in the Report. The Subscriber shall independently verify the accuracy and correctness of the information/data before in any way acting upon the same. MIPL shall not be liable for any harm, injury, loss or damage caused to the Subscriber due to default by the Subscriber's debtors/beneficiaries in fulfilling their obligations of any nature whatsoever. This Report or any of its portion shall not be used as a documentary evidence or otherwise before any investigative agencies or forum of law. This Report is confidential and proprietary to MIPL. The Subscriber and/or any other person(s) may not reproduce, publish or disclose any of the contents of the Report to others without the express authorization of MIPL. This Report is prepared and issued to the Subscriber without any risk, responsibility or liability on the part of MIPL or its officials.

Beheer B.V. in functie getreden.

COMPANY STRUCTURE

Relations	3
Company	Registration number
All Power Beheer B.V. (RIJSENHOUT)	<u>55424589</u>
- - All Power Solution B.V. (RIJSENHOUT)	<u>63652315</u>
- - Hillpark B.V. (LELYSTAD)	<u>30143862</u>

FOREIGN EXCHANGE RATES

Currency	Unit	Indian Rupees
US Dollar	1	INR 71.32
UK Pound	1	INR 91.72
Euro	1	INR 81.69
Euro	1	INR 81.02

Note : Above are approximate rates obtained from sources believed to be correct

INFORMATION DETAILS

Analysis Done by :	VIV
Report Prepared by :	TPT

DISCLAIMER : This Report is **PRIVATE & CONFIDENTIAL** and it is prepared at the request of and for its use by the Subscriber only. The Subscriber shall use the contents of the Report merely as an aid to its business. Mira Inform Private Limited ("MIPL") has collated information/data in the Report, which have not been verified unless otherwise specifically mentioned in the Report. The Subscriber shall independently verify the accuracy and correctness of the information/data before in any way acting upon the same. MIPL shall not be liable for any harm, injury, loss or damage caused to the Subscriber due to default by the Subscriber's debtors/beneficiaries in fulfilling their obligations of any nature whatsoever. This Report or any of its portion shall not be used as a documentary evidence or otherwise before any investigative agencies or forum of law. This Report is confidential and proprietary to MIPL. The Subscriber and/or any other person(s) may not reproduce, publish or disclose any of the contents of the Report to others without the express authorization of MIPL. This Report is prepared and issued to the Subscriber without any risk, responsibility or liability on the part of MIPL or its officials.

RATING EXPLANATIONS

Credit Rating	Explanation	Rating Comments
A++	Minimum Risk	Business dealings permissible with minimum risk of default
A+	Low Risk	Business dealings permissible with low risk of default
A	Acceptable Risk	Business dealings permissible with moderate risk of default
B	Medium Risk	Business dealings permissible on a regular monitoring basis
C	Medium High Risk	Business dealings permissible preferably on secured basis
D	High Risk	Business dealing not recommended or on secured terms only
NB	New Business	No recommendation can be done due to business in infancy stage
NT	No Trace	No recommendation can be done as the business is not traceable

NB is stated where there is insufficient information to facilitate rating. However, it is not to be considered as unfavourable.

This score serves as a reference to assess SC's credit risk and to set the amount of credit to be extended. It is calculated from a composite of weighted scores obtained from each of the major sections of this report. The assessed factors are as follows:

- Financial condition covering various ratios
- Company background and operations size
- Promoters / Management background
- Payment record
- Litigation against the subject
- Industry scenario / competitor analysis
- Supplier / Customer / Banker review (wherever available)