

MIRA INFORM REPORT

Report No. :	540485
Report Date :	22.11.2018

IDENTIFICATION DETAILS

Name :	CAMSCORP LIMITED
Registered Office :	26-28 Hammersmith Grove, Office 712, London W6 7ba
Country :	United Kingdom
Financials (as on) :	31.03.2018
Date of Incorporation :	16.03.2015
Com. Reg. No.:	09491908
Legal Form :	Private Limited with Share Capital
Line of Business :	Other business support service activities n.e.c.
No. of Employees :	1

RATING & COMMENTS

(Mira Inform has adopted New Rating mechanism w.e.f. 23rd January 2017)

MIRA's Rating :	C
-----------------	---

Credit Rating	Explanation	Rating Comments
C	Medium High Risk	Business dealings permissible preferably on secured basis

Status :	Moderate
Payment Behaviour :	Slow
Litigation :	Clear

NOTES:

Any query related to this report can be made on e-mail: while quoting report number, name and date.

DISCLAIMER : This Report is **PRIVATE & CONFIDENTIAL** and it is prepared at the request of and for its use by the Subscriber only. The Subscriber shall use the contents of the Report merely as an aid to its business. Mira Inform Private Limited ("MIPL") has collated information/data in the Report, which have not been verified unless otherwise specifically mentioned in the Report. The Subscriber shall independently verify the accuracy and correctness of the information/data before in any way acting upon the same. MIPL shall not be liable for any harm, injury, loss or damage caused to the Subscriber due to default by the Subscriber's debtors/beneficiaries in fulfilling their obligations of any nature whatsoever. This Report or any of its portion shall not be used as a documentary evidence or otherwise before any investigative agencies or forum of law. This Report is confidential and proprietary to MIPL. The Subscriber and/or any other person(s) may not reproduce, publish or disclose any of the contents of the Report to others without the express authorization of MIPL. This Report is prepared and issued to the Subscriber without any risk, responsibility or liability on the part of MIPL or its officials.

ECGC Country Risk Classification List

Country Name	Previous Rating (30.06.2018)	Current Rating (30.09.2018)
United Kingdom	A1	A1

Risk Category	ECGC Classification
Insignificant	A1
Low Risk	A2
Moderately Low Risk	B1
Moderate Risk	B2
Moderately High Risk	C1
High Risk	C2
Very High Risk	D

UNITED KINGDOM - ECONOMIC OVERVIEW

The UK, a leading trading power and financial center, is the third largest economy in Europe after Germany and France. Agriculture is intensive, highly mechanized, and efficient by European standards, producing about 60% of food needs with less than 2% of the labor force. The UK has large coal, natural gas, and oil resources, but its oil and natural gas reserves are declining; the UK has been a net importer of energy since 2005. Services, particularly banking, insurance, and business services, are key drivers of British GDP growth. Manufacturing, meanwhile, has declined in importance but still accounts for about 10% of economic output.

In 2008, the global financial crisis hit the economy particularly hard, due to the importance of its financial sector. Falling home prices, high consumer debt, and the global economic slowdown compounded the UK's economic problems, pushing the economy into recession in the latter half of 2008 and prompting the then BROWN (Labour) government to implement a number of measures to stimulate the economy and stabilize the financial markets. Facing burgeoning public deficits and debt levels, in 2010 the then CAMERON-led coalition government (between Conservatives and Liberal Democrats) initiated an austerity program, which has continued under the Conservative government. However, the deficit still remains one of the highest in the G7, standing at 3.6% of GDP as of 2017, and the UK has pledged to lower its corporation tax from 20% to 17% by 2020. The UK had a debt burden of 90.4% GDP at the end of 2017.

The UK economy has begun to slow since the referendum vote to leave the EU in June 2016. A sustained depreciation of the British pound has increased consumer and producer prices, weighing on consumer spending without spurring a meaningful increase in exports. The UK has an extensive trade relationship with other EU members through its single market membership, and economic observers have warned the exit will jeopardize its position as the central location for European financial services. Prime Minister MAY is seeking a new "deep and special" trade relationship with the EU following the UK's exit. However, economists doubt that the UK will be able to preserve the benefits of EU membership without the obligations. The UK is expected to officially leave the EU by the end of March 2019.

Source : CIA

COMPANY NAME AND ADDRESS

Company Name: CAMSCORP LIMITED
Company No: 09491908
Company Status: Active - Accounts Filed
Registered Address: 26-28 HAMMERSMITH GROVE OFFICE 712 LONDON W6 7BA

COMPANY SUMMARY

Registered Address 26-28 HAMMERSMITH GROVE, OFFICE 712, LONDON W6 7BA
Trading Address Office 712, 26-28 Hammersmith Grove, London W6 7BA
Website Address -
Telephone Number -
Fax Number -
TPS -
FPS Yes
Incorporation Date 16/03/2015
Previous Name -
Type Private limited with Share Capital
FTSE Index -
Date of Change -
Filing Date of Accounts 26/07/2018
Currency GBP
Share Capital £100,000
SIC07 82990
Charity Number -
SIC07 Description OTHER BUSINESS SUPPORT SERVICE ACTIVITIES N.E.C.
Principal Activity -

ADDITIONAL INFORMATION

CCJ's 0 (£0)

No CCJ Information To Display

Ultimate Holding Company CASS HOLDINGS LIMITED
Accountant WHITLEY STIMPSON LIMITED
Mortgages 2
Group 2 companies
Linkages 0 companies
Countries In 0 countries

KEY FINANCIALS

Year to Date	Turnover	Pre Tax Profit	Shareholder's Funds	Employees
31/03/2018	-	-	-£40,983	1
31/03/2017	-	-	-£78,700	3
31/03/2016	-	-	£41,336	1

MORTGAGE SUMMARY

Total Mortgage	2
Outstanding	2
Satisfied	0

TRADE DEBTORS / BAD DEBT SUMMARY

Total Number of Documented Trade	0
Total Value of Documented Trade	£0

COMMENTARY

This company has been treated as a Small company in respect of the rating/limit generated.
The latest Balance Sheet indicates a negative net working capital position.
The latest cash balances represent a positive level in terms of the overall outstanding creditor obligations.
There has been an increase in shareholders funds compared with the previous balance sheet.
This company trades in an industry with a moderate level of corporate failures.

CCJ

Total Number of Exact CCJs -	0	Total Value of Exact CCJs	-
Total Number of Possible CCJs -	0	Total Value of Possible CCJs -	
Total Number of Satisfied CCJs -	0	Total Value of Satisfied CCJs -	
Total Number of Writs -	-		

Total Current Directors	1	Total Current Secretaries	1
Total Previous Directors / Company Secretaries	1	Total Person's With Significant Control	2

CURRENT DIRECTORS

Title	Mr	Function	Director
Name	Simon George Glossop	Nationality	British
Date of Birth	04/1971	Present Appointments	3
Latest Address	26-28 Hammersmith Grove, Office 712, London	Appointment Date	16/03/2015
Post Code	W6 7BA		

CURRENT COMPANY SECRETARY

Title	Mr	Function	Company Secretary
Name	Robert Karl St. John Hampel	Nationality	
Date of Birth	-	Present Appointments	1
Latest Address	Badbury Hill House Badbury, Faringdon	Appointment Date	20/09/2017
Post Code	SN7 7NL		
















TOP SHAREHOLDERS

Name	Currency	Share Count	Share Type	Nominal Value	% of Total Share Count
CASS HOLDINGS LIMITED	GBP	100,000	ORDINARY	1	100











PROFIT & LOSS

Date Of Accounts	31/03/18	(%)	31/03/17	(%)	31/03/16	(%)	-	(%)	-
Weeks	52	(%)	52	(%)	52	(%)	-	(%)	-
Currency	GBP	(%)	GBP	(%)	GBP	(%)	-	(%)	-
Consolidated A/cs	N	(%)	N	(%)	N	(%)	-	(%)	-








DISCLAIMER : This Report is **PRIVATE & CONFIDENTIAL** and it is prepared at the request of and for its use by the Subscriber only. The Subscriber shall use the contents of the Report merely as an aid to its business. Mira Inform Private Limited ("MIPL") has collated information/data in the Report, which have not been verified unless otherwise specifically mentioned in the Report. The Subscriber shall independently verify the accuracy and correctness of the information/data before in any way acting upon the same. MIPL shall not be liable for any harm, injury, loss or damage caused to the Subscriber due to default by the Subscriber's debtors/beneficiaries in fulfilling their obligations of any nature whatsoever. This Report or any of its portion shall not be used as a documentary evidence or otherwise before any investigative agencies or forum of law. This Report is confidential and proprietary to MIPL. The Subscriber and/or any other person(s) may not reproduce, publish or disclose any of the contents of the Report to others without the express authorization of MIPL. This Report is prepared and issued to the Subscriber without any risk, responsibility or liability on the part of MIPL or its officials.

	Turnover	-	-	-	-	-	-	-	-	-
	Export	-	-	-	-	-	-	-	-	-
	Cost of Sales	-	-	-	-	-	-	-	-	-
	Gross Profit	-	-	-	-	-	-	-	-	-
	Wages & Salaries	-	-	-	-	-	-	-	-	-
	Directors Emoluments	-	-	-	-	-	-	-	-	-
	Operating Profit	-	-	-	-	-	-	-	-	-
	Depreciation	£2,732	30.9%	£2,087	658.9%	£275	-	-	-	-
	Audit Fees	-	-	-	-	-	-	-	-	-
	Interest Payments	-	-	-	-	-	-	-	-	-
	Pre Tax Profit	-	-	-	-	-	-	-	-	-
	Taxation	-	-	-	-	-	-	-	-	-
	Profit After Tax	-	-	-	-	-	-	-	-	-
	Dividends Payable	-	-	-	-	-	-	-	-	-
	Retained Profit	-	-	-	-	-	-	-	-	-






BALANCE SHEET

	Date Of Accounts	31/03/18	(%)	31/03/17	(%)	31/03/16	(%)	-	(%)	-
	Tangible Assets	£4,256	- 26.9%	£5,821	-64.4%	£16,367	-	-	-	-
	Intangible Assets	0	-	0	-	0	-	-	-	-
	Total Fixed Assets	£4,256	- 26.9%	£5,821	-64.4%	£16,367	-	-	-	-
	Stock	0	-	0	-100%	£31,429	-	-	-	-
	Trade Debtors	0	-	0	-	0	-	-	-	-
	Cash	£146,818	69.8%	£86,474	-7.2%	£93,134	-	-	-	-
	Other Debtors	£6,167	- 19.7%	£7,677	-88.3%	£65,729	-	-	-	-
	Miscellaneous Current Assets	0	-	0	-	0	-	-	-	-
	Total Current Assets	£152,985	62.5%	£94,151	-50.5%	£190,292	-	-	-	-
	Trade Creditors	£89	- 83.4%	£536	999.9%	£34	-	-	-	-






DISCLAIMER : This Report is **PRIVATE & CONFIDENTIAL** and it is prepared at the request of and for its use by the Subscriber only. The Subscriber shall use the contents of the Report merely as an aid to its business. Mira Inform Private Limited ("MIPL") has collated information/data in the Report, which have not been verified unless otherwise specifically mentioned in the Report. The Subscriber shall independently verify the accuracy and correctness of the information/data before in any way acting upon the same. MIPL shall not be liable for any harm, injury, loss or damage caused to the Subscriber due to default by the Subscriber's debtors/beneficiaries in fulfilling their obligations of any nature whatsoever. This Report or any of its portion shall not be used as a documentary evidence or otherwise before any investigative agencies or forum of law. This Report is confidential and proprietary to MIPL. The Subscriber and/or any other person(s) may not reproduce, publish or disclose any of the contents of the Report to others without the express authorization of MIPL. This Report is prepared and issued to the Subscriber without any risk, responsibility or liability on the part of MIPL or its officials.

	Bank Loans & Overdrafts	0	-	0	-	0	-	-	-	-
	Other Short Term Finance	0	-	0	-	0	-	-	-	-
	Miscellaneous Current Liabilities	£197,510	11.6%	£176,971	7.1%	£165,289	-	-	-	-
	Total Current Liabilities	£197,599	11.3%	£177,507	7.4%	£165,323	-	-	-	-
	Bank Loans & Overdrafts and LTL	£625	-	£1,165	-	0	-	-	-	-
	Other Long Term Finance	0	-	0	-	0	-	-	-	-
	Total Long Term Liabilities	£625	-	£1,165	-	0	-	-	-	-
			46.4%							


CAPITAL & RESERVES

	Date Of Accounts	31/03/18	(%)	31/03/17	(%)	31/03/16	(%)	-	(%)	-
	Called Up Share Capital	£100,000	-	£100,000	-	£100,000	-	-	-	-
	P & L Account Reserve	-£140,983	21.1%	-£178,700	-204.6%	-£58,664	-	-	-	-
	Revaluation Reserve	-	-	-	-	-	-	-	-	-
	Sundry Reserves	-	-	-	-	-	-	-	-	-
	Shareholder Funds	-£40,983	47.9%	-£78,700	-290.4%	£41,336	-	-	-	-




OTHER FINANCIAL ITEMS

	Date Of Accounts	31/03/18	(%)	31/03/17	(%)	31/03/16	(%)	-	(%)	-
	Net Worth	-£40,983	47.9%	-£78,700	-290.4%	£41,336	-	-	-	-
	Working Capital	-£44,614	46.5%	-£83,356	-433.8%	£24,969	-	-	-	-
	Total Assets	£157,241	57.3%	£99,972	-51.6%	£206,659	-	-	-	-
	Total Liabilities	£198,224	10.9%	£178,672	8.1%	£165,323	-	-	-	-
	Net Assets	-£40,983	47.9%	-£78,700	-290.4%	£41,336	-	-	-	-



CASH FLOW

	Date Of Accounts	31/03/18	(%)	31/03/17	(%)	31/03/16	(%)	-	(%)	-
	Net Cashflow from Operations	-	-	-	-	-	-	-	-	-














DISCLAIMER : This Report is **PRIVATE & CONFIDENTIAL** and it is prepared at the request of and for its use by the Subscriber only. The Subscriber shall use the contents of the Report merely as an aid to its business. Mira Inform Private Limited ("MIPL") has collated information/data in the Report, which have not been verified unless otherwise specifically mentioned in the Report. The Subscriber shall independently verify the accuracy and correctness of the information/data before in any way acting upon the same. MIPL shall not be liable for any harm, injury, loss or damage caused to the Subscriber due to default by the Subscriber's debtors/beneficiaries in fulfilling their obligations of any nature whatsoever. This Report or any of its portion shall not be used as a documentary evidence or otherwise before any investigative agencies or forum of law. This Report is confidential and proprietary to MIPL. The Subscriber and/or any other person(s) may not reproduce, publish or disclose any of the contents of the Report to others without the express authorization of MIPL. This Report is prepared and issued to the Subscriber without any risk, responsibility or liability on the part of MIPL or its officials.

	Net Cashflow before Financing	-	-	-	-	-	-	-	-	-
	Net Cashflow from Financing	-	-	-	-	-	-	-	-	-
	Increase in Cash	-	-	-	-	-	-	-	-	-


MISCELLANEOUS

	Date Of Accounts	31/03/18	(%)	31/03/17	(%)	31/03/16	(%)	-	(%)	-
	Contingent Liability	NO	-	NO	-	NO	-	-	-	-
	Capital Employed	-£40,358	47.9%	-£77,535	-287.6%	£41,336	-	-	-	-
	Number of Employees	1	-66.7%	3	200%	1	-	-	-	-
	Accountants	WHITLEY STIMPSON LIMITED								
	Auditors									
	Auditor Comments	The company is exempt from audit								
	Bankers									
	Bank Branch Code									


RATIOS

	Date Of Accounts	31/03/18	31/03/17	31/03/16	-	-
	Pre-tax profit margin %	-	-	-	-	-
	Current ratio	0.77	0.53	1.15	-	-
	Sales/Net Working Capital	-	-	-	-	-
	Gearing %	-1.50	-1.50	0	-	-
	Equity in %	-26.10	-78.70	20	-	-
	Creditor Days	-	-	-	-	-
	Debtor Days	-	-	-	-	-
	Liquidity/Acid Test	0.77	0.53	0.96	-	-
	Return On Capital Employed %	-	-	-	-	-
	Return On Total Assets Employed %	-	-	-	-	-
	Current Debt Ratio	-4.82	-2.25	3.99	-	-
	Total Debt Ratio	-4.83	-2.27	3.99	-	-
	Stock Turnover Ratio %	-	-	-	-	-

DISCLAIMER : This Report is **PRIVATE & CONFIDENTIAL** and it is prepared at the request of and for its use by the Subscriber only. The Subscriber shall use the contents of the Report merely as an aid to its business. Mira Inform Private Limited ("MIPL") has collated information/data in the Report, which have not been verified unless otherwise specifically mentioned in the Report. The Subscriber shall independently verify the accuracy and correctness of the information/data before in any way acting upon the same. MIPL shall not be liable for any harm, injury, loss or damage caused to the Subscriber due to default by the Subscriber's debtors/beneficiaries in fulfilling their obligations of any nature whatsoever. This Report or any of its portion shall not be used as a documentary evidence or otherwise before any investigative agencies or forum of law. This Report is confidential and proprietary to MIPL. The Subscriber and/or any other person(s) may not reproduce, publish or disclose any of the contents of the Report to others without the express authorization of MIPL. This Report is prepared and issued to the Subscriber without any risk, responsibility or liability on the part of MIPL or its officials.

	Return on Net Assets Employed %	-	-	-	-	-
---	---------------------------------	---	---	---	---	---

REPORT NOTES

 There are no notes to display.

STATUS HISTORY

No Status History found

EVENT HISTORY

Date	Description
30/07/2018	New Accounts Filed
22/03/2018	Confirmation Statement
08/01/2018	Mrs C.D. Glossop has resigned as company secretary
21/11/2017	New Accounts Filed
21/11/2017	New Accounts Filed
30/10/2017	Confirmation Statement
27/10/2017	Confirmation Statement
22/09/2017	New Company Secretary Mr R.K. Hampel appointed
31/03/2017	Confirmation Statement
08/08/2016	New Accounts Filed
25/03/2016	Annual Returns
29/04/2015	Change in Reg.Office
29/04/2015	Change of Company Postcode
23/03/2015	New Company Secretary Mrs C.D. Glossop appointed
18/03/2015	New Board Member Mr S.G. Glossop appointed

PREVIOUS COMPANY NAMES

No Previous Names found

WRIT DETAILS

No writs found

DISCLAIMER : This Report is **PRIVATE & CONFIDENTIAL** and it is prepared at the request of and for its use by the Subscriber only. The Subscriber shall use the contents of the Report merely as an aid to its business. Mira Inform Private Limited ("MIPL") has collated information/data in the Report, which have not been verified unless otherwise specifically mentioned in the Report. The Subscriber shall independently verify the accuracy and correctness of the information/data before in any way acting upon the same. MIPL shall not be liable for any harm, injury, loss or damage caused to the Subscriber due to default by the Subscriber's debtors/beneficiaries in fulfilling their obligations of any nature whatsoever. This Report or any of its portion shall not be used as a documentary evidence or otherwise before any investigative agencies or forum of law. This Report is confidential and proprietary to MIPL. The Subscriber and/or any other person(s) may not reproduce, publish or disclose any of the contents of the Report to others without the express authorization of MIPL. This Report is prepared and issued to the Subscriber without any risk, responsibility or liability on the part of MIPL or its officials.

STATISTICS

Group	2 companies
Linkages	0 companies
Countries	In 0 countries

SUMMARY

Holding Company	CASS HOLDINGS LIMITED
Ownership Status	Wholly Owned
Ultimate Holding Company	CASS HOLDINGS LIMITED

GROUP STRUCTURE FULL

Company Name	Registered Number	Latest Key Financials	Consol. Accounts	Turnover
CASS HOLDINGS LIMITED	10291631	31.03.2018	N	
CAMSCORP LIMITED	09491908	31.03.2018	N	

STATISTICS

Group	2 companies
Linkages	0 companies
Countries	In 0 countries

MORTGAGE DETAILS

Mortgage Type:	
Date Charge Created:	08/09/15
Date Charge Registered:	15/09/15
Date Charge Satisfied:	-
Status:	OUTSTANDING
Person(s) Entitled:	HSBC BANK PLC;
Amount Secured:	
Details:	A FIXED AND FLOATING CHARGE OVER ALL ASSETS CONTAINS FIXED CHARGE. CONTAINS FLOATING CHARGE. FLOATING CHARGE COVERS

DISCLAIMER : This Report is **PRIVATE & CONFIDENTIAL** and it is prepared at the request of and for its use by the Subscriber only. The Subscriber shall use the contents of the Report merely as an aid to its business. Mira Inform Private Limited ("MIPL") has collated information/data in the Report, which have not been verified unless otherwise specifically mentioned in the Report. The Subscriber shall independently verify the accuracy and correctness of the information/data before in any way acting upon the same. MIPL shall not be liable for any harm, injury, loss or damage caused to the Subscriber due to default by the Subscriber's debtors/beneficiaries in fulfilling their obligations of any nature whatsoever. This Report or any of its portion shall not be used as a documentary evidence or otherwise before any investigative agencies or forum of law. This Report is confidential and proprietary to MIPL. The Subscriber and/or any other person(s) may not reproduce, publish or disclose any of the contents of the Report to others without the express authorization of MIPL. This Report is prepared and issued to the Subscriber without any risk, responsibility or liability on the part of MIPL or its officials.

	ALL THE PROPERTY OR UNDERTAKING OF THE COMPANY.CONTAINS NEGATIVE PLEDGE.		
Mortgage Type:			
Date Charge Created:	08/09/15		
Date Charge Registered:	14/09/15		
Date Charge Satisfied:	-		
Status:	OUTSTANDING		
Person(s) Entitled:	HSBC BANK PLC;		
Amount Secured:			
Details:	A GENERAL PLEDGECONTAINS FIXED CHARGE.CONTAINS NEGATIVE PLEDGE.		

PREVIOUS DIRECTOR/COMPANY SECRETARIES

Name	Current Active Appointments	Previous Appointments	Dissolved Companies
Charlotte Dianne Glossop	0	1	0

Total Persons With Significant Control	2	Total Statements	1
Active	1	Active	0
Ceased	1	Ceased	1

ACTIVE PERSONS WITH SIGNIFICANT CONTROL

Name	Cass Holdings Limited	Kind	Corporate Entity With Significant Control
Address	29-31 Castle Street, High Wycombe, Buckinghamshire	Notified On	29/07/2016
Post Code	HP13 6RU	Legal Form	Limited By Shares
Authority	United Kingdom (England And Wales)	Place Registered	Companies House
Country Registered	England And Wales	Registration Number	10291631
Nature Of Control	Ownership Of Shares 75 To 100 Percent,Voting Rights 75 To 100 Percent,Right To Appoint And Remove Directors,Significant Influence Or Control		

CEASED PERSONS WITH SIGNIFICANT CONTROL

Name	Mr Simon George Glossop	Kind	Individual Person With Significant Control

DISCLAIMER : This Report is **PRIVATE & CONFIDENTIAL** and it is prepared at the request of and for its use by the Subscriber only. The Subscriber shall use the contents of the Report merely as an aid to its business. Mira Inform Private Limited ("MIPL") has collated information/data in the Report, which have not been verified unless otherwise specifically mentioned in the Report. The Subscriber shall independently verify the accuracy and correctness of the information/data before in any way acting upon the same. MIPL shall not be liable for any harm, injury, loss or damage caused to the Subscriber due to default by the Subscriber's debtors/beneficiaries in fulfilling their obligations of any nature whatsoever. This Report or any of its portion shall not be used as a documentary evidence or otherwise before any investigative agencies or forum of law. This Report is confidential and proprietary to MIPL. The Subscriber and/or any other person(s) may not reproduce, publish or disclose any of the contents of the Report to others without the express authorization of MIPL. This Report is prepared and issued to the Subscriber without any risk, responsibility or liability on the part of MIPL or its officials.

Address	26-28 Hammersmith Grove, Office 712, London	Country Of Residence	United Kingdom
Post Code	W6 7BA	Nationality	British
Date of Birth	04/1971	Notified On	06/04/2016
Nature Of Control	Ownership Of Shares 75 To 100 Percent,Voting Rights 75 To 100 Percent,Right To Appoint And Remove Directors	Ceased On	29/07/2016

ACTIVE STATEMENTS

No Active Statements To Display

CEASED STATEMENTS

Statement	The company has identified a registrable person in relation to the company but all the required particulars of that person have not been confirmed		
Notified On	16/03/2017	Ceased On	15/03/2017
Average Invoice Value			£78.68
Invoices available			4
Paid			4
Outstanding			0

Trade Payment Data is information that we collect from selected third party partners who send us information about their whole sales ledger.

	Within Terms	0-30 Days	31-60 Days	61-90 Days	91+ Days
Paid	0	2	2	0	0
Outstanding	0	0	0	0	0

FOREIGN EXCHANGE RATES

Currency	Unit	Indian Rupees
US Dollar	1	INR 71.33
UK Pound	1	INR 91.72
Euro	1	INR 81.69
GBP	1	INR 91.06

Note: Above are approximate rates obtained from sources believed to be correct

INFORMATION DETAILS

Analysis Done by :	NIS
Report Prepared by :	NIT

DISCLAIMER : This Report is **PRIVATE & CONFIDENTIAL** and it is prepared at the request of and for its use by the Subscriber only. The Subscriber shall use the contents of the Report merely as an aid to its business. Mira Inform Private Limited ("MIPL") has collated information/data in the Report, which have not been verified unless otherwise specifically mentioned in the Report. The Subscriber shall independently verify the accuracy and correctness of the information/data before in any way acting upon the same. MIPL shall not be liable for any harm, injury, loss or damage caused to the Subscriber due to default by the Subscriber's debtors/beneficiaries in fulfilling their obligations of any nature whatsoever. This Report or any of its portion shall not be used as a documentary evidence or otherwise before any investigative agencies or forum of law. This Report is confidential and proprietary to MIPL. The Subscriber and/or any other person(s) may not reproduce, publish or disclose any of the contents of the Report to others without the express authorization of MIPL. This Report is prepared and issued to the Subscriber without any risk, responsibility or liability on the part of MIPL or its officials.

RATING EXPLANATIONS

Credit Rating	Explanation	Rating Comments
A++	Minimum Risk	Business dealings permissible with minimum risk of default
A+	Low Risk	Business dealings permissible with low risk of default
A	Acceptable Risk	Business dealings permissible with moderate risk of default
B	Medium Risk	Business dealings permissible on a regular monitoring basis
C	Medium High Risk	Business dealings permissible preferably on secured basis
D	High Risk	Business dealing not recommended or on secured terms only
NB	New Business	No recommendation can be done due to business in infancy stage
NT	No Trace	No recommendation can be done as the business is not traceable

NB is stated where there is insufficient information to facilitate rating. However, it is not to be considered as unfavourable.

This score serves as a reference to assess SC's credit risk and to set the amount of credit to be extended. It is calculated from a composite of weighted scores obtained from each of the major sections of this report. The assessed factors are as follows:

- Financial condition covering various ratios
- Company background and operations size
- Promoters / Management background
- Payment record
- Litigation against the subject
- Industry scenario / competitor analysis
- Supplier / Customer / Banker review (wherever available)