

MIRA INFORM REPORT

Report No. :	541086
Report Date :	21.11.2018

IDENTIFICATION DETAILS

Name :	ENERGY MAINTENANCE TECHNOLOGIES LIMITED
Registered Office :	Unit A6 Barton Industrial Estate Barton Le Clay Mk45 4rp
Country :	United Kingdom
Financials (as on) :	31.03.2018
Date of Incorporation :	06.04.2009
Com. Reg. No.:	06870975
Legal Form :	Private Limited with Share Capital
Line of Business :	Other business support service activities n.e.c.
No. of Employees :	4

RATING & COMMENTS

(Mira Inform has adopted New Rating mechanism w.e.f. 23rd January 2017)

MIRA's Rating :	A
------------------------	---

Credit Rating	Explanation	Rating Comments
A	Acceptable Risk	Business dealings permissible with moderate risk of default

Status :	Satisfactory
Payment Behaviour :	Slow but Correct
Litigation :	Clear

NOTES :

Any query related to this report can be made on e-mail : infodept@mirainform.com while quoting report number, name and date.

DISCLAIMER : This Report is **PRIVATE & CONFIDENTIAL** and it is prepared at the request of and for its use by the Subscriber only. The Subscriber shall use the contents of the Report merely as an aid to its business. Mira Inform Private Limited ("MIPL") has collated information/data in the Report, which have not been verified unless otherwise specifically mentioned in the Report. The Subscriber shall independently verify the accuracy and correctness of the information/data before in any way acting upon the same. MIPL shall not be liable for any harm, injury, loss or damage caused to the Subscriber due to default by the Subscriber's debtors/beneficiaries in fulfilling their obligations of any nature whatsoever. This Report or any of its portion shall not be used as a documentary evidence or otherwise before any investigative agencies or forum of law. This Report is confidential and proprietary to MIPL. The Subscriber and/or any other person(s) may not reproduce, publish or disclose any of the contents of the Report to others without the express authorization of MIPL. This Report is prepared and issued to the Subscriber without any risk, responsibility or liability on the part of MIPL or its officials.

ECGC Country Risk Classification List

Country Name	Previous Rating (30.06.2018)	Current Rating (30.09.2018)
United Kingdom	A1	A1

Risk Category	ECGC Classification
Insignificant	A1
Low Risk	A2
Moderately Low Risk	B1
Moderate Risk	B2
Moderately High Risk	C1
High Risk	C2
Very High Risk	D

UNITED KINGDOM - ECONOMIC OVERVIEW

The UK, a leading trading power and financial center, is the third largest economy in Europe after Germany and France. Agriculture is intensive, highly mechanized, and efficient by European standards, producing about 60% of food needs with less than 2% of the labor force. The UK has large coal, natural gas, and oil resources, but its oil and natural gas reserves are declining; the UK has been a net importer of energy since 2005. Services, particularly banking, insurance, and business services, are key drivers of British GDP growth. Manufacturing, meanwhile, has declined in importance but still accounts for about 10% of economic output.

In 2008, the global financial crisis hit the economy particularly hard, due to the importance of its financial sector. Falling home prices, high consumer debt, and the global economic slowdown compounded the UK's economic problems, pushing the economy into recession in the latter half of 2008 and prompting the then BROWN (Labour) government to implement a number of measures to stimulate the economy and stabilize the financial markets. Facing burgeoning public deficits and debt levels, in 2010 the then CAMERON-led coalition government (between Conservatives and Liberal Democrats) initiated an austerity program, which has continued under the Conservative government. However, the deficit still remains one of the highest in the G7, standing at 3.6% of GDP as of 2017, and the UK has pledged to lower its corporation tax from 20% to 17% by 2020. The UK had a debt burden of 90.4% GDP at the end of 2017.

The UK economy has begun to slow since the referendum vote to leave the EU in June 2016. A sustained depreciation of the British pound has increased consumer and producer prices, weighing on consumer spending without spurring a meaningful increase in exports. The UK has an extensive trade relationship with other EU members through its single market membership, and economic observers have warned the exit will jeopardize its position as the central location for European financial services. Prime Minister MAY is seeking a new "deep and special" trade relationship with the EU following the UK's exit. However, economists doubt that the UK will be able to preserve the benefits of EU membership without the obligations. The UK is expected to officially leave the EU by the end of March 2019.

Source : CIA

COMPANY NAME AND ADDRESS

Company Name: **ENERGY MAINTENANCE TECHNOLOGIES LIMITED**
Company No: **06870975**
Company Status: **Active - Accounts Filed**
Registered Address: **UNIT A6BARTON INDUSTRIAL ESTATEBARTON LE CLAYMK45 4R**

COMPANY SUMMARY

Registered Address UNIT A6
BARTON INDUSTRIAL ESTATE
BARTON LE CLAY
MK45 4RP

Trading Address Unit A6
Barton Industrial Estate
Barton Le Clay
Bedfordshire MK45 4RP
MK45 4RP

Website Address <http://www.emt.uk.com>

Telephone Number 07979527292
Fax Number
TPS No
FPS Yes
Incorporation Date 06/04/2009
Previous Name
Type Private limited with Share Capital
FTSE Index -
Date of Change -
Filing Date of Accounts 17/10/2018
Currency GBP
Share Capital £1,100
SIC07 82990
Charity Number -
SIC07 Description OTHER BUSINESS SUPPORT SERVICE ACTIVITIES N.E.C.
Principal Activity

ADDITIONAL INFORMATION

CCJ's 0 (£0)
No CCJ Information To Display
Ultimate Holding Company -
Accountant FARRELL & CO

Mortgages	0
Group	0 companies
Linkages	0 companies
Countries	In 0 countries

KEY FINANCIALS

Year to Date	Turnover	Pre Tax Profit	Shareholder's Funds	Employees
31/03/2018	-	-	£1,855	4
31/03/2017	-	-	£1,864	3
31/03/2016	-	-	£1,336	-

MORTGAGE SUMMARY

Total Mortgage	0
Outstanding	0
Satisfied	0

TRADE DEBTORS / BAD DEBT SUMMARY

Total Number of Documented Trade	0
Total Value of Documented Trade	£0

COMMENTARY

This company has been treated as a Small company in respect of the rating/limit generated.
The latest cash balances represent a positive level in terms of the overall outstanding creditor obligations.
The high debt/equity ratio indicates that assets are funded primarily by creditors rather than equity/reinvested profits.
This company trades in an industry with a moderate level of corporate failures.

CCJ

Total Number of Exact CCJs -	0	Total Value of Exact CCJs -
Total Number of Possible CCJs -	0	Total Value of Possible CCJs -
Total Number of Satisfied CCJs -	0	Total Value of Satisfied CCJs -
Total Number of Writs -	-	

DISCLAIMER : This Report is **PRIVATE & CONFIDENTIAL** and it is prepared at the request of and for its use by the Subscriber only. The Subscriber shall use the contents of the Report merely as an aid to its business. Mira Inform Private Limited ("MIPL") has collated information/data in the Report, which have not been verified unless otherwise specifically mentioned in the Report. The Subscriber shall independently verify the accuracy and correctness of the information/data before in any way acting upon the same. MIPL shall not be liable for any harm, injury, loss or damage caused to the Subscriber due to default by the Subscriber's debtors/beneficiaries in fulfilling their obligations of any nature whatsoever. This Report or any of its portion shall not be used as a documentary evidence or otherwise before any investigative agencies or forum of law. This Report is confidential and proprietary to MIPL. The Subscriber and/or any other person(s) may not reproduce, publish or disclose any of the contents of the Report to others without the express authorization of MIPL. This Report is prepared and issued to the Subscriber without any risk, responsibility or liability on the part of MIPL or its officials.

CURRENT DIRECTORS

Title	Mr	Function	Director
Name	Neil Edward Kane	Nationality	British
Date of Birth	09/1965	Present Appointments	2
Latest Address	19 Silsoe Road, Wardhedges, Flitton, Bedford, Bedfordshire	Appointment Date	19/05/2010
Post Code	MK45 5EE		









CURRENT COMPANY SECRETARY

Top Shareholders








Name	Currency	Share Count	Share Type	Nominal Value	% of Total Share Count
NEIL EDWARD KANE	GBP	1,000	ORDINARY	1	90.91
VAUGHAN WILLIAMS	GBP	100	ORDINARY B	1	9.09

FINANCIALS














Profit & Loss

	Date Of Accounts	31/03/18	(%)	31/03/17	(%)	31/03/16	(%)	31/03/15	(%)	31/03/14
	Weeks	52	(%)	52	(%)	52	(%)	52	(%)	52
	Currency	GBP	(%)	GBP	(%)	GBP	(%)	GBP	(%)	GBP
	Consolidated A/cs	N	(%)	N	(%)	N	(%)	N	(%)	N
	Turnover	-	-	-	-	-	-	-	-	-
	Export	-	-	-	-	-	-	-	-	-
	Cost of Sales	-	-	-	-	-	-	-	-	-
	Gross Profit	-	-	-	-	-	-	-	-	-
	Wages & Salaries	-	-	-	-	-	-	-	-	-
	Directors Emoluments	-	-	-	-	-	-	-	-	-
	Operating Profit	-	-	-	-	-	-	-	-	-
	Depreciation	£465	-	£530	-	£706	-	£944	-	£1,256
			12.3%		24.9%		25.2%		24.8%	

DISCLAIMER : This Report is **PRIVATE & CONFIDENTIAL** and it is prepared at the request of and for its use by the Subscriber only. The Subscriber shall use the contents of the Report merely as an aid to its business. Mira Inform Private Limited ("MIPL") has collated information/data in the Report, which have not been verified unless otherwise specifically mentioned in the Report. The Subscriber shall independently verify the accuracy and correctness of the information/data before in any way acting upon the same. MIPL shall not be liable for any harm, injury, loss or damage caused to the Subscriber due to default by the Subscriber's debtors/beneficiaries in fulfilling their obligations of any nature whatsoever. This Report or any of its portion shall not be used as a documentary evidence or otherwise before any investigative agencies or forum of law. This Report is confidential and proprietary to MIPL. The Subscriber and/or any other person(s) may not reproduce, publish or disclose any of the contents of the Report to others without the express authorization of MIPL. This Report is prepared and issued to the Subscriber without any risk, responsibility or liability on the part of MIPL or its officials.

	Audit Fees	-	-	-	-	-	-	-	-	-
	Interest Payments	-	-	-	-	-	-	-	-	-
	Pre Tax Profit	-	-	-	-	-	-	-	-	-
	Taxation	-	-	-	-	-	-	-	-	-
	Profit After Tax	-	-	-	-	-	-	-	-	-
	Dividends Payable	-	-	-	-	-	-	-	-	-
	Retained Profit	-	-	-	-	-	-	-	-	-





Balance Sheet

	Date Of Accounts	31/03/18	(%)	31/03/17	(%)	31/03/16	(%)	31/03/15	(%)	31/03/14
	Tangible Assets	£1,396	-12.4%	£1,594	-25%	£2,124	-24.9%	£2,830	-25%	£3,771
	Intangible Assets	0	-	0	-	0	-	0	-	0
	Total Fixed Assets	£1,396	-12.4%	£1,594	-25%	£2,124	-24.9%	£2,830	-25%	£3,771
	Stock	0	-	0	-	0	-	0	-	0
	Trade Debtors	£103,453	147.8%	£41,751	-84.9%	£276,037	103.2%	£135,860	43.4%	£240,085
	Cash	£335,455	6%	£316,425	346.1%	£70,934	-76.7%	£304,722	14.1%	£354,812
	Other Debtors	£233,480	-	0	-100%	£154,002	-	0	-	0
	Miscellaneous Current Assets	0	-	0	-	0	-	0	-	0
	Total Current Assets	£672,388	87.7%	£358,176	-28.5%	£500,973	13.7%	£440,582	-25.9%	£594,897
	Trade Creditors	£82,849	13.3%	£73,128	-56.4%	£167,850	-57.9%	£399,087	32.4%	£590,438
	Bank Loans & Overdrafts	0	-	0	-	0	-	0	-	0
	Other Short Term Finance	£28,370	-52.5%	£59,688	-	0	-	0	-	0
	Miscellaneous Current	£560,615	149.2%	£224,990	-32.6%	£333,911	-	0	-	0






DISCLAIMER : This Report is **PRIVATE & CONFIDENTIAL** and it is prepared at the request of and for its use by the Subscriber only. The Subscriber shall use the contents of the Report merely as an aid to its business. Mira Inform Private Limited ("MIPL") has collated information/data in the Report, which have not been verified unless otherwise specifically mentioned in the Report. The Subscriber shall independently verify the accuracy and correctness of the information/data before in any way acting upon the same. MIPL shall not be liable for any harm, injury, loss or damage caused to the Subscriber due to default by the Subscriber's debtors/beneficiaries in fulfilling their obligations of any nature whatsoever. This Report or any of its portion shall not be used as a documentary evidence or otherwise before any investigative agencies or forum of law. This Report is confidential and proprietary to MIPL. The Subscriber and/or any other person(s) may not reproduce, publish or disclose any of the contents of the Report to others without the express authorization of MIPL. This Report is prepared and issued to the Subscriber without any risk, responsibility or liability on the part of MIPL or its officials.

ENERGY MAINTENANCE TECHNOLOGIES LIMITED - 541086






PAGE NO. : 8

	Liabilities									
	Total Current Liabilities	£671,834	87.8%	£357,806	-28.7%	£501,761	25.7%	£399,087	-32.4%	£590,438
	Bank Loans & Overdrafts and LTL	£95	-5%	£100	-	0	-	0	-	0
	Other Long Term Finance	0	-	0	-	0	-	0	-	0
	Total Long Term Liabilities	£95	-5%	£100	-	0	-	0	-	0

Capital & Reserves

	Date Of Accounts	31/03/18	(%)	31/03/17	(%)	31/03/16	(%)	31/03/15	(%)	31/03/14
	Called Up Share Capital	£1,100	-	£1,100	-	£1,100	-	£1,100	-	£1,100
	P & L Account Reserve	£755	-1.2%	£764	223.7%	£236	-99.5%	£43,225	506.2%	£7,130
	Revaluation Reserve	-	-	-	-	-	-	-	-	-
	Sundry Reserves	-	-	-	-	-	-	-	-	-
	Shareholder Funds	£1,855	-0.5%	£1,864	39.5%	£1,336	-97%	£44,325	438.6%	£8,230





Other Financial Items

	Date Of Accounts	31/03/18	(%)	31/03/17	(%)	31/03/16	(%)	31/03/15	(%)	31/03/14
	Net Worth	£1,855	-0.5%	£1,864	39.5%	£1,336	-97%	£44,325	438.6%	£8,230
	Working Capital	£554	49.7%	£370	147%	-£788	-101.9%	£41,495	830.6%	£4,459
	Total Assets	£673,784	87.3%	£359,770	-28.5%	£503,097	13.5%	£443,412	-25.9%	£598,668
	Total Liabilities	£671,929	87.7%	£357,906	-28.7%	£501,761	25.7%	£399,087	-32.4%	£590,438
	Net Assets	£1,855	-0.5%	£1,864	39.5%	£1,336	-97%	£44,325	438.6%	£8,230



Cash Flow

	Date Of Accounts	31/03/18	(%)	31/03/17	(%)	31/03/16	(%)	31/03/15	(%)	31/03/14
--	------------------	----------	-----	----------	-----	----------	-----	----------	-----	----------














DISCLAIMER : This Report is **PRIVATE & CONFIDENTIAL** and it is prepared at the request of and for its use by the Subscriber only. The Subscriber shall use the contents of the Report merely as an aid to its business. Mira Inform Private Limited ("MIPL") has collated information/data in the Report, which have not been verified unless otherwise specifically mentioned in the Report. The Subscriber shall independently verify the accuracy and correctness of the information/data before in any way acting upon the same. MIPL shall not be liable for any harm, injury, loss or damage caused to the Subscriber due to default by the Subscriber's debtors/beneficiaries in fulfilling their obligations of any nature whatsoever. This Report or any of its portion shall not be used as a documentary evidence or otherwise before any investigative agencies or forum of law. This Report is confidential and proprietary to MIPL. The Subscriber and/or any other person(s) may not reproduce, publish or disclose any of the contents of the Report to others without the express authorization of MIPL. This Report is prepared and issued to the Subscriber without any risk, responsibility or liability on the part of MIPL or its officials.

	Net Cashflow from Operations	-	-	-	-	-	-	-	-	-
	Net Cashflow before Financing	-	-	-	-	-	-	-	-	-
	Net Cashflow from Financing	-	-	-	-	-	-	-	-	-
	Increase in Cash	-	-	-	-	-	-	-	-	-


Miscellaneous

	Date Of Accounts	31/03/18	(%)	31/03/17	(%)	31/03/16	(%)	31/03/15	(%)	31/03/14
	Contingent Liability	NO	-	NO	-	NO	-	NO	-	NO
	Capital Employed	£1,950	-0.7%	£1,964	47%	£1,336	-97%	£44,325	438.6%	£8,230
	Number of Employees	4	33.3%	3	-	-	-	-	-	-
	Accountants	FARRELL & CO								
	Auditors									
	Auditor Comments	The company is exempt from audit								
	Bankers									
	Bank Branch Code									

Ratios

	Date Of Accounts	31/03/18	31/03/17	31/03/16	31/03/15	31/03/14
	Pre-tax profit margin %	-	-	-	-	-
	Current ratio	1	1	1	1.10	1.01
	Sales/Net Working Capital	-	-	-	-	-
	Gearing %	5.10	5.40	0	0	0
	Equity in %	0.30	0.50	0.30	10	1.40
	Creditor Days	-	-	-	-	-
	Debtor Days	-	-	-	-	-
	Liquidity/Acid Test	1	1	0.99	1.10	1
	Return On Capital Employed %	-	-	-	-	-
	Return On Total Assets Employed %	-	-	-	-	-
	Current Debt Ratio	362.17	191.95	375.56	9	71.74
	Total Debt Ratio	362.22	192	375.56	9	71.74
	Stock Turnover Ratio %	-	-	-	-	-

DISCLAIMER : This Report is **PRIVATE & CONFIDENTIAL** and it is prepared at the request of and for its use by the Subscriber only. The Subscriber shall use the contents of the Report merely as an aid to its business. Mira Inform Private Limited ("MIPL") has collated information/data in the Report, which have not been verified unless otherwise specifically mentioned in the Report. The Subscriber shall independently verify the accuracy and correctness of the information/data before in any way acting upon the same. MIPL shall not be liable for any harm, injury, loss or damage caused to the Subscriber due to default by the Subscriber's debtors/beneficiaries in fulfilling their obligations of any nature whatsoever. This Report or any of its portion shall not be used as a documentary evidence or otherwise before any investigative agencies or forum of law. This Report is confidential and proprietary to MIPL. The Subscriber and/or any other person(s) may not reproduce, publish or disclose any of the contents of the Report to others without the express authorization of MIPL. This Report is prepared and issued to the Subscriber without any risk, responsibility or liability on the part of MIPL or its officials.

	Return on Net Assets Employed %	-	-	-	-	-
---	---------------------------------	---	---	---	---	---

Report Notes

There are no notes to display.

Status History

No Status History found

***EVENT HISTORY**

Date	Description
20/11/2018	Confirmation Statement
19/10/2018	New Accounts Filed
01/12/2017	Payment Data Update Received
22/11/2017	Confirmation Statement
17/10/2017	New Accounts Filed
17/10/2017	New Accounts Filed
02/10/2017	Mr D.B. Parsooth has resigned as company secretary
04/08/2017	Change in Reg.Office
04/08/2017	Change of Company Postcode
15/11/2016	Annual Returns
03/08/2016	New Accounts Filed
18/12/2015	Annual Returns
11/10/2015	New Accounts Filed
09/11/2014	Annual Returns
01/11/2014	New Accounts Filed

Previous Company Names

No Previous Names found

Writ Details

No writs found

Statistics

Group	-
Linkages	0 companies
Countries	In 0 countries

Summary

Holding Company	-
Ownership Status	
Ultimate Holding Company	-

Group StructureFull

No Group Structure

DISCLAIMER : This Report is **PRIVATE & CONFIDENTIAL** and it is prepared at the request of and for its use by the Subscriber only. The Subscriber shall use the contents of the Report merely as an aid to its business. Mira Inform Private Limited ("MIPL") has collated information/data in the Report, which have not been verified unless otherwise specifically mentioned in the Report. The Subscriber shall independently verify the accuracy and correctness of the information/data before in any way acting upon the same. MIPL shall not be liable for any harm, injury, loss or damage caused to the Subscriber due to default by the Subscriber's debtors/beneficiaries in fulfilling their obligations of any nature whatsoever. This Report or any of its portion shall not be used as a documentary evidence or otherwise before any investigative agencies or forum of law. This Report is confidential and proprietary to MIPL. The Subscriber and/or any other person(s) may not reproduce, publish or disclose any of the contents of the Report to others without the express authorization of MIPL. This Report is prepared and issued to the Subscriber without any risk, responsibility or liability on the part of MIPL or its officials.

Previous Director/Company Secretaries

Name	Current Active Appointments	Previous Appointments	Dissolved Companies
Phillip Kenneth Branston	3	3	4
Dipaklal Bhaga Parsooth	0	5	1
Total Persons With Significant Control	1	Total Statements	0
Active	1	Active	0
Ceased	0	Ceased	0

Active Persons With Significant Control

Name	Mr Neil Edward Kane	Kind	Individual Person With Significant Control
Address	19 Silsoe Road Wardhedges, Flitton, Bedford, Bedfordshire	Country Of Residence	England
Post Code	MK45 5EE	Nationality	British
Date of Birth	09/1965	Notified On	06/04/2016
Nature Of Control	Ownership Of Shares 75 To 100 Percent,Voting Rights 75 To 100 Percent,Right To Appoint And Remove Directors		

Ceased Persons With Significant Control

No Ceased Persons With Significant Control To Display

Active Statements

No Active Statements To Display

Ceased Statements

No Ceased Statements To Display	
Average Invoice Value	£46.16
Invoices available	24
Paid	24
Outstanding	0
Trade Payment Data is information that we collect from selected third party partners who send us information about their whole sales ledger.	

	Within Terms	0-30 Days	31-60 Days	61-90 Days	91+ Days
Paid	21	3	0	0	0
Outstanding	0	0	0	0	0

FOREIGN EXCHANGE RATES

Currency	Unit	Indian Rupees
US Dollar	1	INR 71.79
UK Pound	1	INR 93.90
Euro	1	INR 81.84
GBP	1	INR 91.20

Note : Above are approximate rates obtained from sources believed to be correct

INFORMATION DETAILS

Analysis Done by :	VIV
Report Prepared by :	DNS

DISCLAIMER : This Report is **PRIVATE & CONFIDENTIAL** and it is prepared at the request of and for its use by the Subscriber only. The Subscriber shall use the contents of the Report merely as an aid to its business. Mira Inform Private Limited ("MIPL") has collated information/data in the Report, which have not been verified unless otherwise specifically mentioned in the Report. The Subscriber shall independently verify the accuracy and correctness of the information/data before in any way acting upon the same. MIPL shall not be liable for any harm, injury, loss or damage caused to the Subscriber due to default by the Subscriber's debtors/beneficiaries in fulfilling their obligations of any nature whatsoever. This Report or any of its portion shall not be used as a documentary evidence or otherwise before any investigative agencies or forum of law. This Report is confidential and proprietary to MIPL. The Subscriber and/or any other person(s) may not reproduce, publish or disclose any of the contents of the Report to others without the express authorization of MIPL. This Report is prepared and issued to the Subscriber without any risk, responsibility or liability on the part of MIPL or its officials.

RATING EXPLANATIONS

Credit Rating	Explanation	Rating Comments
A++	Minimum Risk	Business dealings permissible with minimum risk of default
A+	Low Risk	Business dealings permissible with low risk of default
A	Acceptable Risk	Business dealings permissible with moderate risk of default
B	Medium Risk	Business dealings permissible on a regular monitoring basis
C	Medium High Risk	Business dealings permissible preferably on secured basis
D	High Risk	Business dealing not recommended or on secured terms only
NB	New Business	No recommendation can be done due to business in infancy stage
NT	No Trace	No recommendation can be done as the business is not traceable

NB is stated where there is insufficient information to facilitate rating. However, it is not to be considered as unfavourable.

This score serves as a reference to assess SC's credit risk and to set the amount of credit to be extended. It is calculated from a composite of weighted scores obtained from each of the major sections of this report. The assessed factors are as follows:

- Financial condition covering various ratios
- Company background and operations size
- Promoters / Management background
- Payment record
- Litigation against the subject
- Industry scenario / competitor analysis
- Supplier / Customer / Banker review (wherever available)