

MIRA INFORM REPORT

| | |
|---------------|------------|
| Report No. : | 529925 |
| Report Date : | 21.11.2018 |

IDENTIFICATION DETAILS

| | |
|--|---|
| Name : | MANDAL FISHERY |
| Registered Office : | M P Mandal, At-Bakhri, PO Narsingbag, Madhepura – 8521 14, Bihar |
| Mobile No.: | 91-9555524321 [Mr. Akash Mandal] |
| Country : | India |
| Financials (as on) : | 31.03.2018 |
| Year of Establishment : | 2003 [Around] |
| Capital Investment : | INR 2.638 Million |
| PAN No.: [Permanent Account No.] | BOXPM5473H |
| GSTN : [Goods & Service Tax Registration No.] | 10BOXPM5473H1ZK |
| Legal Form : | Sole Proprietary Concern |
| Line of Business : | Manufacturer, Trader and Distributor of Fish Feeds. [Confirmed by Management] |
| No. of Employees : | 12 [Approximately] [In Office : 02 and In Factory: 10] |

RATING & COMMENTS

(Mira Inform has adopted New Rating mechanism w.e.f. 23rd January 2017)

| | |
|------------------------|----------|
| MIRA's Rating : | A |
|------------------------|----------|

| Credit Rating | Explanation | Rating Comments |
|---------------|-----------------|---|
| A | Acceptable Risk | Business dealings permissible with moderate risk of default |

| | |
|---------------------|-----------------|
| Status : | Satisfactory |
| Payment Behaviour : | Usually Correct |

DISCLAIMER : This Report is **PRIVATE & CONFIDENTIAL** and it is prepared at the request of and for its use by the Subscriber only. The Subscriber shall use the contents of the Report merely as an aid to its business. Mira Inform Private Limited ("MIPL") has collated information/data in the Report, which have not been verified unless otherwise specifically mentioned in the Report. The Subscriber shall independently verify the accuracy and correctness of the information/data before in any way acting upon the same. MIPL shall not be liable for any harm, injury, loss or damage caused to the Subscriber due to default by the Subscriber's debtors/beneficiaries in fulfilling their obligations of any nature whatsoever. This Report or any of its portion shall not be used as a documentary evidence or otherwise before any investigative agencies or forum of law. This Report is confidential and proprietary to MIPL. The Subscriber and/or any other person(s) may not reproduce, publish or disclose any of the contents of the Report to others without the express authorization of MIPL. This Report is prepared and issued to the Subscriber without any risk, responsibility or liability on the part of MIPL or its officials.

| | |
|---------------------|--|
| Litigation : | Clear |
| Comments : | <p>Subject is a proprietorship concern established in the year 2003 and it is engaged as manufacturer, trader and distributor of fish feeds.</p> <p>For the financial year 2018, the concern has achieved decent growth in its revenue as compared to its previous year along with fair profit margin during the year.</p> <p>Rating takes into consideration, the satisfactory financial risk profile marked by adequate capital base and comfortable debt protection metrics.</p> <p>Rating continue to derive strength from its long and established track record of its business operations backed by its entrepreneurial experience of its proprietor.</p> <p>Rating considers positive feedback received from its Banker (IDBI Bank) for satisfactory banking transactions.</p> <p>Payments seems to be usually correct.</p> <p>In view of aforesaid, the concern can be considered for business dealings at usual trade terms and conditions.</p> |

NOTES :

Any query related to this report can be made on e-mail : infodept@mirainform.com while quoting report number, name and date.

ECGC Country Risk Classification List

| Country Name | Previous Rating (30.06.2018) | Current Rating (30.09.2018) |
|--------------|---------------------------------|--------------------------------|
| India | A1 | A1 |

| Risk Category | ECGC Classification |
|----------------------|---------------------|
| Insignificant | A1 |
| Low Risk | A2 |
| Moderately Low Risk | B1 |
| Moderate Risk | B2 |
| Moderately High Risk | C1 |
| High Risk | C2 |
| Very High Risk | D |

DISCLAIMER : This Report is **PRIVATE & CONFIDENTIAL** and it is prepared at the request of and for its use by the Subscriber only. The Subscriber shall use the contents of the Report merely as an aid to its business. Mira Inform Private Limited ("MIPL") has collated information/data in the Report, which have not been verified unless otherwise specifically mentioned in the Report. The Subscriber shall independently verify the accuracy and correctness of the information/data before in any way acting upon the same. MIPL shall not be liable for any harm, injury, loss or damage caused to the Subscriber due to default by the Subscriber's debtors/beneficiaries in fulfilling their obligations of any nature whatsoever. This Report or any of its portion shall not be used as a documentary evidence or otherwise before any investigative agencies or forum of law. This Report is confidential and proprietary to MIPL. The Subscriber and/or any other person(s) may not reproduce, publish or disclose any of the contents of the Report to others without the express authorization of MIPL. This Report is prepared and issued to the Subscriber without any risk, responsibility or liability on the part of MIPL or its officials.

EXTERNAL AGENCY RATING

NOT AVAILABLE

RBI DEFAULTERS' LIST STATUS

Subject's name is not enlisted as a defaulter in the publicly available RBI Defaulters' list.

EPF (Employee Provident Fund) DEFAULTERS' LIST STATUS

Subject's name is not enlisted as a defaulter in the publicly available EPF (Employee Provident Fund) Defaulters' list as of 31-03-2018.

BIFR (Board for Industrial & Financial Reconstruction) LISTING STATUS

Subject's name is not listed as a Sick Unit in the publicly available BIFR (Board for Industrial & Financial Reconstruction) list as of 21.11.2018

IBBI (Insolvency and Bankruptcy Board of India) LISTING STATUS

Subject's name is not listed in the publicly available IBBI (Insolvency and Bankruptcy Board of India) list as of report date.

INFORMATION PARTED BY

| | |
|----------------------|-------------------------|
| Name : | Mr. Akash Mandal |
| Designation : | Chief Executive Officer |
| Contact No.: | 91-9555524321 |
| Date : | 19.11.2018 |

LOCATIONS

| | |
|-------------------------------------|---|
| Registered Office/ Factory : | M P Mandal, At-Bakhri, PO Narsingbag, Madhepura – 852114, Bihar, India |
| Tel. No.: | Not Available |
| Mobile No.: | 91-955524321 [Mr. Akash Mandal] 91-9431242320/ 8292903269 [Mr. Jyoti Mandal] |
| Fax No.: | Not Available |
| E-Mail : | jyoti00108@gmail.com |
| Area : | 6534 Sq. Ft. |
| Location : | Owned |
| Locality: | Commercial cum Residential |

SOLE PROPRIETOR

| | |
|-----------------------|---|
| Name : | Mr. Jyoti Mandal |
| Designation : | Proprietor |
| Address: | Mandal, At-Bakhri, Madhepura – 852114, Bihar, India |
| Date of Birth: | 05.01.1954 |
| Qualification: | B.SC |
| Experience: | 5 Years |
| PAN No.: | BOXPM5473H |
| Aadhaar No.: | 4766 7089 1388 |

KEY EXECUTIVES

| | |
|-----------------------|-------------------------|
| Name : | Mr. Akash Mandal |
| Designation : | Chief Executive Officer |
| Date of Birth: | 29.01.1991 |
| PAN No.: | BFFPM1069C |
| Aaadhar No.: | 7362 4946 9928 |

BUSINESS DETAILS

| | |
|---------------------------|---|
| Line of Business : | Manufacturer, Trader and Distributor of Fish Feeds. [Confirmed by Management] |
| Brand Names : | Not Available |
| Agencies Held : | Not Available |
| Exports : | Not Available |
| Imports : | Not Available |

DISCLAIMER : This Report is **PRIVATE & CONFIDENTIAL** and it is prepared at the request of and for its use by the Subscriber only. The Subscriber shall use the contents of the Report merely as an aid to its business. Mira Inform Private Limited ("MIPL") has collated information/data in the Report, which have not been verified unless otherwise specifically mentioned in the Report. The Subscriber shall independently verify the accuracy and correctness of the information/data before in any way acting upon the same. MIPL shall not be liable for any harm, injury, loss or damage caused to the Subscriber due to default by the Subscriber's debtors/beneficiaries in fulfilling their obligations of any nature whatsoever. This Report or any of its portion shall not be used as a documentary evidence or otherwise before any investigative agencies or forum of law. This Report is confidential and proprietary to MIPL. The Subscriber and/or any other person(s) may not reproduce, publish or disclose any of the contents of the Report to others without the express authorization of MIPL. This Report is prepared and issued to the Subscriber without any risk, responsibility or liability on the part of MIPL or its officials.

| | |
|---------------------|------|
| Terms : | |
| Selling : | Cash |
| Purchasing : | Cash |

GENERAL INFORMATION

| | | |
|---------------------------|--|--|
| Suppliers : | Reference: | Not Divulged |
| | Name of the Person (Designation): | -- |
| | Contact Number: | -- |
| | Since how long known: | -- |
| | Maximum limit dealt: | -- |
| | Experience: | -- |
| | Remark | -- |
| Customers : | Wholesalers and End Users | |
| | Reference: | Not Divulged |
| | Name of the Person (Designation): | -- |
| | Contact Number: | -- |
| | Since how long known: | -- |
| | Maximum limit dealt: | -- |
| | Experience: | -- |
| Remark | -- | |
| No. of Employees : | 12 [Approximately] [In Office : 02 and In Factory: 10] | |
| Bankers : | Bank Name: | IDBI Bank Limited |
| | Branch: | Madhepura (Sahugarh Garthan), Bihar, India |
| | Person Name (with Designation): | Mr. Kunal Kashyap [Manager] |
| | Contact Number: | 91-9608425573 |
| | Name of Account Holder: | MANDAL FISHERY |
| | Account Number: | 1535651100000471 |
| | Account Since (Date/ Year of A/c Opening): | 22.06.2015 |
| | Average Balance Maintained (Optional): | -- |
| | Credit Facilities Enjoyed (CC/OD/Term Loan): | -- |
| | Account Operation: | Current Account |
| Remarks: | Mr. Kunal Kashyap [Manager] gave | |

| | | |
|--|--|----------------------------------|
| | | positive response about subject. |
|--|--|----------------------------------|

| | |
|----------------------------------|--|
| Auditors : | |
| Name : | Mr. Shantosh Kumar Chartered Accountant |
| Address : | Sahugarh, Bihar, India |
| Mobile No.: | 91-8292915504 |
| Memberships : | Not Available |
| Collaborators : | Not Available |
| Associates/Subsidiaries : | Not Available |

CAPITAL STRUCTURE

AS ON 31.03.2018

| Capital Investment | INR in Million |
|---------------------------|-----------------------|
| Opening Balance | 1.977 |
| Add: Profit | 1.011 |
| | ----- |
| | 2.988 |
| Less: Drawings | 0.350 |
| | ----- |
| Total | 2.638 |

DISCLAIMER : This Report is **PRIVATE & CONFIDENTIAL** and it is prepared at the request of and for its use by the Subscriber only. The Subscriber shall use the contents of the Report merely as an aid to its business. Mira Inform Private Limited ("MIPL") has collated information/data in the Report, which have not been verified unless otherwise specifically mentioned in the Report. The Subscriber shall independently verify the accuracy and correctness of the information/data before in any way acting upon the same. MIPL shall not be liable for any harm, injury, loss or damage caused to the Subscriber due to default by the Subscriber's debtors/beneficiaries in fulfilling their obligations of any nature whatsoever. This Report or any of its portion shall not be used as a documentary evidence or otherwise before any investigative agencies or forum of law. This Report is confidential and proprietary to MIPL. The Subscriber and/or any other person(s) may not reproduce, publish or disclose any of the contents of the Report to others without the express authorization of MIPL. This Report is prepared and issued to the Subscriber without any risk, responsibility or liability on the part of MIPL or its officials.

FINANCIAL ANALYSIS
[all figures are in INR Million]

ABRIDGED BALANCE SHEET

| SOURCES OF FUNDS | | 31.03.2018 | 31.03.2017 |
|--|--|-------------------|-------------------|
| SHAREHOLDERS FUNDS | | | |
| 1] Capital Account | | 2.638 | 1.977 |
| 2] Reserves & Surplus | | 0.000 | 0.000 |
| NETWORTH | | 2.638 | 1.977 |
| LOAN FUNDS | | | |
| 1] Secured Loans | | 0.234 | 0.000 |
| 2] Unsecured Loans | | 0.000 | 0.000 |
| TOTAL BORROWING | | 0.234 | 0.000 |
| DEFERRED TAX LIABILITIES | | 0.000 | 0.000 |
| TOTAL | | 2.872 | 1.977 |
| APPLICATION OF FUNDS | | | |
| FIXED ASSETS [Net Block] | | | |
| Capital work-in-progress | | 0.031 | 0.035 |
| | | 0.000 | 0.000 |
| INVESTMENT | | 1.255 | 1.256 |
| DEFERRED TAX ASSETS | | 0.000 | 0.000 |
| CURRENT ASSETS, LOANS & ADVANCES | | | |
| Inventories | | 0.000 | 0.000 |
| Sundry Debtors | | 0.000 | 0.000 |
| Cash & Bank Balances | | 1.586 | 0.698 |
| Other Current Assets | | 0.000 | 0.000 |
| Loans & Advances | | 0.000 | 0.000 |
| Total Current Assets | | 1.586 | 0.698 |
| Less : CURRENT LIABILITIES & PROVISIONS | | | |
| Sundry Creditors | | 0.000 | 0.000 |
| Other Current Liabilities | | 0.000 | 0.012 |
| Provisions | | 0.000 | 0.000 |
| Total Current Liabilities | | 0.000 | 0.012 |
| Net Current Assets | | 1.586 | 0.686 |
| MISCELLANEOUS EXPENSES | | 0.000 | 0.000 |
| TOTAL | | 2.872 | 1.977 |

DISCLAIMER : This Report is **PRIVATE & CONFIDENTIAL** and it is prepared at the request of and for its use by the Subscriber only. The Subscriber shall use the contents of the Report merely as an aid to its business. Mira Inform Private Limited ("MIPL") has collated information/data in the Report, which have not been verified unless otherwise specifically mentioned in the Report. The Subscriber shall independently verify the accuracy and correctness of the information/data before in any way acting upon the same. MIPL shall not be liable for any harm, injury, loss or damage caused to the Subscriber due to default by the Subscriber's debtors/beneficiaries in fulfilling their obligations of any nature whatsoever. This Report or any of its portion shall not be used as a documentary evidence or otherwise before any investigative agencies or forum of law. This Report is confidential and proprietary to MIPL. The Subscriber and/or any other person(s) may not reproduce, publish or disclose any of the contents of the Report to others without the express authorization of MIPL. This Report is prepared and issued to the Subscriber without any risk, responsibility or liability on the part of MIPL or its officials.

PROFIT & LOSS ACCOUNT

| | PARTICULARS | | 31.03.2018 | 31.03.2017 |
|------------------|---|--|--------------|--------------|
| | SALES | | | |
| | Receipt from Fisherie | | 7.232 | 7.117 |
| | Other Income | | 0.612 | 0.618 |
| | TOTAL | | 7.844 | 7.735 |
| Less | EXPENSES | | | |
| | Salary | | 0.955 | 0.945 |
| | Feed expenses | | 4.354 | 4.201 |
| | Medicine expenses | | 0.232 | 0.214 |
| | Expenditure on pond cleaning | | 0.712 | 0.679 |
| | Expenditure on water | | 0.124 | 0.278 |
| | Conveyance | | 0.040 | 0.042 |
| | Electricity charges | | 0.029 | 0.029 |
| | Newspaper expenses | | 0.003 | 0.003 |
| | Audit fees | | 0.000 | 0.012 |
| | Printing and stationery expenses | | 0.003 | 0.003 |
| | Festival expenses | | 0.013 | 0.013 |
| | Miscellaneous expenses | | 0.326 | 0.296 |
| | Telephone expenses | | 0.035 | 0.032 |
| | TOTAL | | 6.826 | 6.747 |
| | PROFIT BEFORE INTEREST AND DEPRECIATION AND AMORTISATION | | 1.018 | 0.988 |
| Less | FINANCIAL EXPENSES | | 0.003 | 0.002 |
| | PROFIT BEFORE DEPRECIATION AND AMORTISATION | | 1.015 | 0.986 |
| Less/ Add | DEPRECIATION/ AMORTISATION | | 0.004 | 0.005 |
| | NET PROFIT | | 1.011 | 0.981 |

KEY RATIOS

EFFICIENCY RATIOS

| PARTICULARS | | 31.03.2018 | 31.03.2017 |
|---|--|------------|------------|
| Average Collection Days (Sundry Debtors / Income * 365 Days) | | 0.00 | 0.00 |
| | | | |

DISCLAIMER : This Report is **PRIVATE & CONFIDENTIAL** and it is prepared at the request of and for its use by the Subscriber only. The Subscriber shall use the contents of the Report merely as an aid to its business. Mira Inform Private Limited ("MIPL") has collated information/data in the Report, which have not been verified unless otherwise specifically mentioned in the Report. The Subscriber shall independently verify the accuracy and correctness of the information/data before in any way acting upon the same. MIPL shall not be liable for any harm, injury, loss or damage caused to the Subscriber due to default by the Subscriber's debtors/beneficiaries in fulfilling their obligations of any nature whatsoever. This Report or any of its portion shall not be used as a documentary evidence or otherwise before any investigative agencies or forum of law. This Report is confidential and proprietary to MIPL. The Subscriber and/or any other person(s) may not reproduce, publish or disclose any of the contents of the Report to others without the express authorization of MIPL. This Report is prepared and issued to the Subscriber without any risk, responsibility or liability on the part of MIPL or its officials.

| | | | |
|---|--|-------|-------|
| Account Receivables Turnover (Income / Sundry Debtors) | | 0.00 | 0.00 |
| Inventory Turnover (Operating Income / Inventories) | | 0.00 | 0.00 |
| Asset Turnover (Operating Income / Net Fixed Assets) | | 32.84 | 28.23 |

LEVERAGE RATIOS

| PARTICULARS | | 31.03.2018 | 31.03.2017 |
|--|--|------------|------------|
| Debt Ratio (Borrowing + Current Liabilities) / Total Assets | | 0.08 | 0.01 |
| Debt Equity Ratio (Total Liability / Networth) | | 0.09 | 0.00 |
| Current Liabilities to Networth (Current Liabilities / Net Worth) | | 0.00 | 0.01 |
| Fixed Assets to Networth (Net Fixed Assets / Networth) | | 0.01 | 0.02 |
| Interest Coverage Ratio (PBIT / Financial Charges) | | 339.33 | 494.00 |

PROFITABILITY RATIOS

| PARTICULARS | | 31.03.2018 | 31.03.2017 |
|--|---|------------|------------|
| Net Profit Margin ((PAT / Sales) * 100) | % | 13.98 | 13.78 |
| Return on Total Assets ((PAT / Total Assets) * 100) | % | 35.20 | 49.32 |
| Return on Investment (ROI) ((PAT / Networth) * 100) | % | 38.32 | 49.62 |

SOLVENCY RATIOS

| PARTICULARS | | 31.03.2018 | 31.03.2017 |
|---|--|------------|------------|
| Current Ratio (Current Assets / Current Liabilities) | | 0.00 | 58.17 |

DISCLAIMER : This Report is **PRIVATE & CONFIDENTIAL** and it is prepared at the request of and for its use by the Subscriber only. The Subscriber shall use the contents of the Report merely as an aid to its business. Mira Inform Private Limited ("MIPL") has collated information/data in the Report, which have not been verified unless otherwise specifically mentioned in the Report. The Subscriber shall independently verify the accuracy and correctness of the information/data before in any way acting upon the same. MIPL shall not be liable for any harm, injury, loss or damage caused to the Subscriber due to default by the Subscriber's debtors/beneficiaries in fulfilling their obligations of any nature whatsoever. This Report or any of its portion shall not be used as a documentary evidence or otherwise before any investigative agencies or forum of law. This Report is confidential and proprietary to MIPL. The Subscriber and/or any other person(s) may not reproduce, publish or disclose any of the contents of the Report to others without the express authorization of MIPL. This Report is prepared and issued to the Subscriber without any risk, responsibility or liability on the part of MIPL or its officials.

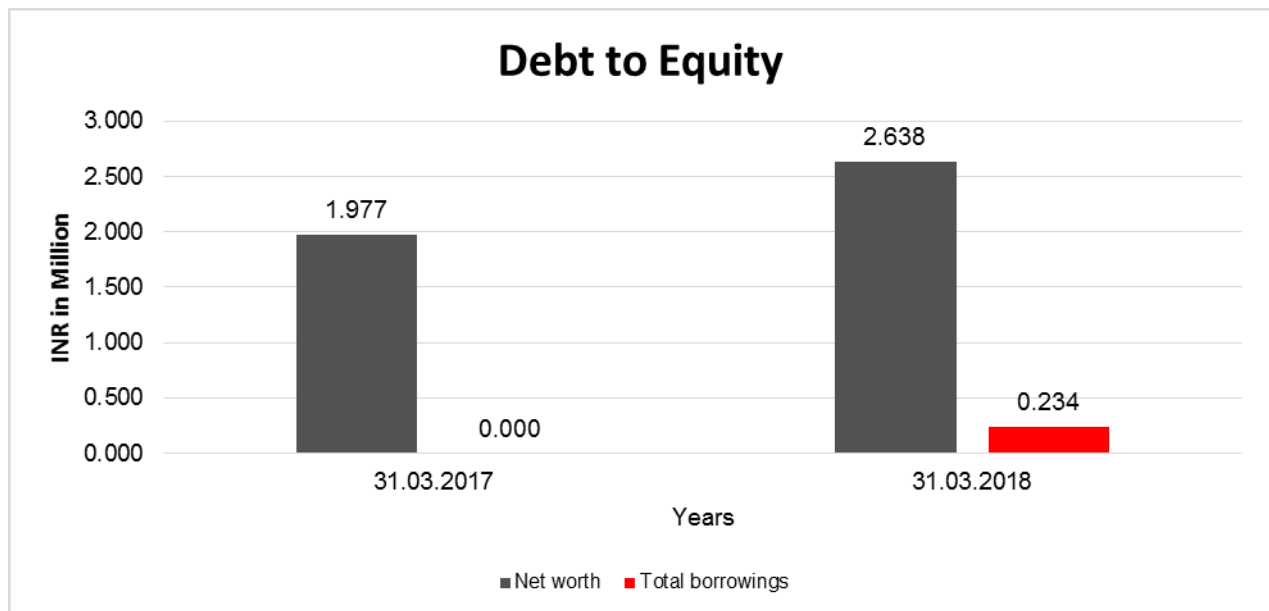
| | | | |
|--|--|------|-------|
| Quick Ratio <i>((Current Assets – Inventories) / Current Liabilities)</i> | | 0.00 | 58.17 |
| G-Score Ratio Financial <i>(Networth / Total Assets)</i> | | 0.92 | 0.99 |
| G-Score Ratio Debt <i>(Debts / Equity Capital)</i> | | 0.09 | 0.00 |
| G-Score Ratio Liquidity <i>(Total Current Assets / Total Current Liabilities)</i> | | 0.00 | 58.17 |

Total Liability = Short-term Debt + Long-term Debt + Current Maturities of Long-term debts

FINANCIAL ANALYSIS
[all figures are in INR Million]

DEBT EQUITY RATIO

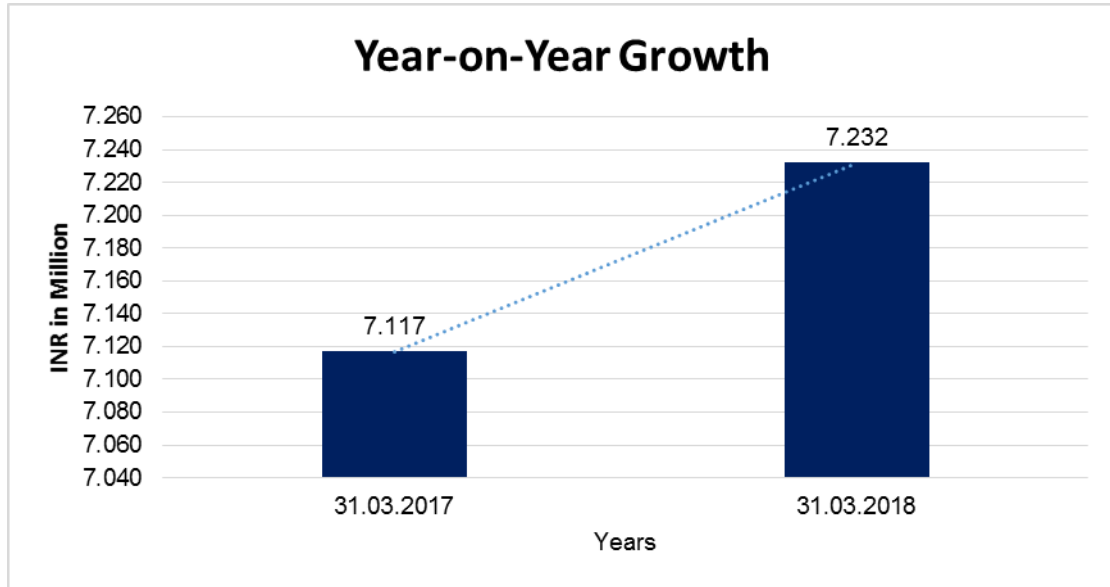
| Particular | 31.03.2017 | 31.03.2018 |
|--------------------------|----------------|----------------|
| | INR In Million | INR In Million |
| Share Capital | 1.977 | 2.638 |
| Reserves & Surplus | 0.000 | 0.000 |
| Net worth | 1.977 | 2.638 |
| Secured Loans | 0.000 | 0.234 |
| Unsecured Loans | 0.000 | 0.000 |
| Total borrowings | 0.000 | 0.234 |
| Debt/Equity ratio | 0.000 | 0.089 |



YEAR-ON-YEAR GROWTH

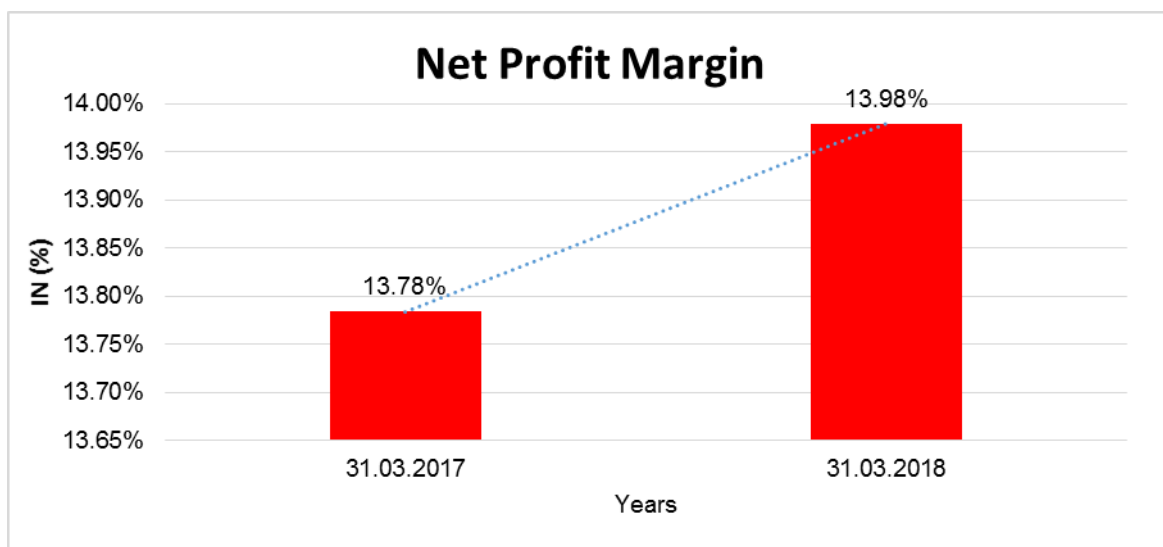
| Year on Year Growth | 31.03.2017 | 31.03.2018 |
|-----------------------|----------------|----------------|
| | INR In Million | INR In Million |
| Receipt from Fisherie | 7.117 | 7.232 |
| | | 1.616 |

DISCLAIMER : This Report is **PRIVATE & CONFIDENTIAL** and it is prepared at the request of and for its use by the Subscriber only. The Subscriber shall use the contents of the Report merely as an aid to its business. Mira Inform Private Limited ("MIPL") has collated information/data in the Report, which have not been verified unless otherwise specifically mentioned in the Report. The Subscriber shall independently verify the accuracy and correctness of the information/data before in any way acting upon the same. MIPL shall not be liable for any harm, injury, loss or damage caused to the Subscriber due to default by the Subscriber's debtors/beneficiaries in fulfilling their obligations of any nature whatsoever. This Report or any of its portion shall not be used as a documentary evidence or otherwise before any investigative agencies or forum of law. This Report is confidential and proprietary to MIPL. The Subscriber and/or any other person(s) may not reproduce, publish or disclose any of the contents of the Report to others without the express authorization of MIPL. This Report is prepared and issued to the Subscriber without any risk, responsibility or liability on the part of MIPL or its officials.



NET PROFIT MARGIN

| Net Profit Margin | 31.03.2017 | 31.03.2018 |
|-----------------------|----------------|----------------|
| | INR In Million | INR In Million |
| Receipt from Fisherie | 7.117 | 7.232 |
| Profit | 0.981 | 1.011 |
| | 13.78% | 13.98% |



DISCLAIMER : This Report is **PRIVATE & CONFIDENTIAL** and it is prepared at the request of and for its use by the Subscriber only. The Subscriber shall use the contents of the Report merely as an aid to its business. Mira Inform Private Limited ("MIPL") has collated information/data in the Report, which have not been verified unless otherwise specifically mentioned in the Report. The Subscriber shall independently verify the accuracy and correctness of the information/data before in any way acting upon the same. MIPL shall not be liable for any harm, injury, loss or damage caused to the Subscriber due to default by the Subscriber's debtors/beneficiaries in fulfilling their obligations of any nature whatsoever. This Report or any of its portion shall not be used as a documentary evidence or otherwise before any investigative agencies or forum of law. This Report is confidential and proprietary to MIPL. The Subscriber and/or any other person(s) may not reproduce, publish or disclose any of the contents of the Report to others without the express authorization of MIPL. This Report is prepared and issued to the Subscriber without any risk, responsibility or liability on the part of MIPL or its officials.

LOCAL AGENCY FURTHER INFORMATION

| Sr. No. | Check list by info agents | Available in Report (Yes/No) |
|---------|---|------------------------------|
| 1 | Year of establishment | Yes |
| 2 | Constitution of the entity -Incorporation details | Yes |
| 3 | Locality of the entity | Yes |
| 4 | Premises details | Yes |
| 5 | Buyer visit details | -- |
| 6 | Contact numbers | Yes |
| 7 | Name of the person contacted | Yes |
| 8 | Designation of contact person | Yes |
| 9 | Promoter's background | Yes |
| 10 | Date of Birth of Proprietor / Partners / Directors | Yes |
| 11 | Pan Card No. of Proprietor / Partners | Yes |
| 12 | Voter Id Card No. of Proprietor / Partners | No |
| 13 | Type of business | Yes |
| 14 | Line of Business | Yes |
| 15 | Export/import details (if applicable) | No |
| 16 | No. of employees | Yes |
| 17 | Details of sister concerns | No |
| 18 | Major suppliers | No |
| 19 | Major customers | No |
| 20 | Banking Details | Yes |
| 21 | Banking facility details | No |
| 22 | Conduct of the banking account | Yes |
| 23 | Financials, if provided | Yes |
| 24 | Capital in the business | Yes |
| 25 | Last accounts filed at ROC, if applicable | Yes |
| 26 | Turnover of firm for last two years | Yes |
| 27 | Reasons for variation <> 20% | -- |
| 28 | Estimation for coming financial year | Yes |
| 29 | Profitability for last two years | Yes |
| 30 | Major shareholders, if available | No |
| 31 | External Agency Rating, if available | No |
| 32 | Litigations that the firm/promoter involved in | -- |
| 33 | Market information | -- |
| 34 | Payments terms | Yes |
| 35 | Negative Reporting by Auditors in the Annual Report | No |

COMPUTATION OF TOTAL INCOME

MR. JYOTI MANDAL [PROPRIETOR]

(INR IN MILLION)

| Particulars | | 31.03.2018 |
|---|--------------|--------------|
| Income under the head of business (Fish farming) | | 0.402 |
| Total loss income | | 0.402 |
| Less: Net agriculture income | | 0.609 |
| Less: Deduction under chapter VIA u/s 80 | | 0.045 |
| Rounding off | | |
| Total taxable income | | 0.357 |
| Tax at normal rates @ 5% | 0.011 | |
| Less: Rebate u/s 87A | 0.000 | |
| Add: Education cess @ 3 | 0.001 | |
| Net tax liability | ----- | 0.012 |
| Add: Interest | | |
| u/s 234A | 0.000 | |
| u/s 234B | 0.000 | |
| u/s 234C | 0.000 | |
| Total interest payable | 0.001 | |
| Total tax liability | | 0.013 |
| | | ----- |
| Less: Rounding off | | 0.013 |

COST OF PROJECT

(INR IN MILLION)

| Particulars | Amount |
|---|--------|
| Fish feed plant line (6% GST included) | 7.560 |
| Plant packing and transport with setup cost | 0.250 |

DISCLAIMER : This Report is **PRIVATE & CONFIDENTIAL** and it is prepared at the request of and for its use by the Subscriber only. The Subscriber shall use the contents of the Report merely as an aid to its business. Mira Inform Private Limited ("MIPL") has collated information/data in the Report, which have not been verified unless otherwise specifically mentioned in the Report. The Subscriber shall independently verify the accuracy and correctness of the information/data before in any way acting upon the same. MIPL shall not be liable for any harm, injury, loss or damage caused to the Subscriber due to default by the Subscriber's debtors/beneficiaries in fulfilling their obligations of any nature whatsoever. This Report or any of its portion shall not be used as a documentary evidence or otherwise before any investigative agencies or forum of law. This Report is confidential and proprietary to MIPL. The Subscriber and/or any other person(s) may not reproduce, publish or disclose any of the contents of the Report to others without the express authorization of MIPL. This Report is prepared and issued to the Subscriber without any risk, responsibility or liability on the part of MIPL or its officials.

| | |
|---|---------------|
| Boiler for conditioning feed for smooth | 0.500 |
| Transformer 250 KW-breaker with wire lines | 0.490 |
| Plant foundation civil work with shed | 0.800 |
| Plant coolers and raw material or transport trolley | 0.200 |
| Working capital | 2.000 |
| Total | 11.800 |

MEANS OF FINANCE

(INR IN MILLION)

| Particulars | Amount |
|--------------------------------|---------------|
| Promoters share (@ 15% margin) | 1.470 |
| Bank term loan | 8.330 |
| Working capital | 2.000 |
| Total | 11.800 |

COMPUTATION OF DSCR

(INR IN MILLION)

| PARTICULARS | OPERATING YEARS | | | | |
|--------------------------------------|-----------------|-------|-------|-------|-------|
| | 2019 | 2020 | 2021 | 2022 | 2023 |
| Funds available for servicing | | | | | |
| Retained surplus | 0.316 | 0.802 | 1.334 | 1.850 | 2.49 |
| Depreciation | 1.470 | 1.249 | 1.062 | 0.903 | 0.767 |
| Interest on term loan | 0.908 | 0.714 | 0.513 | 0.311 | 0.109 |

DISCLAIMER : This Report is **PRIVATE & CONFIDENTIAL** and it is prepared at the request of and for its use by the Subscriber only. The Subscriber shall use the contents of the Report merely as an aid to its business. Mira Inform Private Limited ("MIPL") has collated information/data in the Report, which have not been verified unless otherwise specifically mentioned in the Report. The Subscriber shall independently verify the accuracy and correctness of the information/data before in any way acting upon the same. MIPL shall not be liable for any harm, injury, loss or damage caused to the Subscriber due to default by the Subscriber's debtors/beneficiaries in fulfilling their obligations of any nature whatsoever. This Report or any of its portion shall not be used as a documentary evidence or otherwise before any investigative agencies or forum of law. This Report is confidential and proprietary to MIPL. The Subscriber and/or any other person(s) may not reproduce, publish or disclose any of the contents of the Report to others without the express authorization of MIPL. This Report is prepared and issued to the Subscriber without any risk, responsibility or liability on the part of MIPL or its officials.

| | | | | | |
|-----------------------------|--------------|--------------|--------------|--------------|--------------|
| Total | 2.693 | 2.766 | 2.908 | 3.063 | 3.226 |
| Debts to be serviced | | | | | |
| Installment of loan | 1.315 | 1.754 | 1.754 | 1.754 | 1.754 |
| Interest on term loan | 0.908 | 0.714 | 0.513 | 0.311 | 0.109 |
| Total | 2.223 | 2.468 | 2.266 | 2.065 | 1.863 |
| D.S.C.R. | 1.21 | 1.12 | 1.28 | 1.48 | 1.73 |
| Average D.S.C.R | | | 1.37 | | |

PROJECTED BALANCE SHEET

(INR IN MILLION)

| PARTICULARS | OPERATING YEARS | | | | |
|-----------------------|-----------------|--------------|--------------|--------------|---------------|
| | 2019 | 2020 | 2021 | 2022 | 2023 |
| LIABILITIES | | | | | |
| Owner share capital | 1.470 | 1.470 | 1.470 | 1.470 | 1.470 |
| Reserves and surplus | 0.316 | 1.118 | 2.452 | 4.301 | 6.650 |
| Term loan | 7.015 | 5.261 | 3.507 | 1.754 | 0.000 |
| Cash credit | 2.000 | 2.000 | 2.000 | 2.000 | 2.000 |
| Total | 12.270 | 9.849 | 9.429 | 9.525 | 10.120 |
| Fixed Assets | 8.330 | 7.081 | 6.018 | 5.116 | 4.348 |
| CURRENT ASSETS | | | | | |
| Stock | 2.630 | 2.762 | 2.900 | 3.045 | 3.197 |
| Cash and bank balance | 1.310 | 0.007 | 0.511 | 1.365 | 2.575 |
| Total | 12.270 | 9.849 | 9.429 | 9.525 | 10.120 |

DISCLAIMER : This Report is **PRIVATE & CONFIDENTIAL** and it is prepared at the request of and for its use by the Subscriber only. The Subscriber shall use the contents of the Report merely as an aid to its business. Mira Inform Private Limited ("MIPL") has collated information/data in the Report, which have not been verified unless otherwise specifically mentioned in the Report. The Subscriber shall independently verify the accuracy and correctness of the information/data before in any way acting upon the same. MIPL shall not be liable for any harm, injury, loss or damage caused to the Subscriber due to default by the Subscriber's debtors/beneficiaries in fulfilling their obligations of any nature whatsoever. This Report or any of its portion shall not be used as a documentary evidence or otherwise before any investigative agencies or forum of law. This Report is confidential and proprietary to MIPL. The Subscriber and/or any other person(s) may not reproduce, publish or disclose any of the contents of the Report to others without the express authorization of MIPL. This Report is prepared and issued to the Subscriber without any risk, responsibility or liability on the part of MIPL or its officials.

PROJECTED PROFIT AND LOSS

(INR IN MILLION)

| PARTICULARS | OPERATING YEARS | | | | |
|------------------------------------|-----------------|---------------|---------------|---------------|---------------|
| | 2019 | 2020 | 2021 | 2022 | 2023 |
| Capacity utilization | 80% | 80% | 80% | 80% | 80% |
| Income | | | | | |
| Feed sales | 57.600 | 60.480 | 63.504 | 66.679 | 70.013 |
| Total | 57.600 | 60.480 | 63.504 | 66.679 | 70.013 |
| Expenditure | | | | | |
| Raw material | 48.000 | 50.400 | 52.920 | 55.566 | 58.344 |
| Transportation | 1.700 | 1.75 | 1.874 | 1.968 | 2.066 |
| Staff salary | 1.200 | 1.260 | 1.323 | 1.389 | 1.459 |
| Other mfg. cost | 0.125 | 0.131 | 0.138 | 0.145 | 0.152 |
| Sacks | 0.960 | 1.008 | 1.058 | 1.111 | 1.167 |
| Surveillance and security | 0.050 | 0.050 | 0.050 | 0.050 | 0.050 |
| Electricity | 1.200 | 1.260 | 1.323 | 1.389 | 1.459 |
| Marketing and sales | 1.250 | 1.375 | 1.444 | 1.516 | 1.592 |
| Insurance expenses licenses | 0.300 | 0.300 | 0.300 | 0.300 | 0.300 |
| Repair and maintenance | 0.060 | 0.072 | 0.086 | 0.095 | 0.105 |
| Telephone and mobile expenses | 0.012 | 0.013 | 0.013 | 0.014 | 0.015 |
| Depreciation | 1.470 | 1.249 | 1.062 | 0.903 | 0.767 |
| Administration expenses | 0.050 | 0.060 | 0.066 | 0.073 | 0.080 |
| Sub Total | 56.377 | 58.963 | 61.658 | 64.518 | 67.555 |
| Profit Before Tax and Intt. | 1.223 | 1.517 | 1.846 | 2.161 | 2.458 |
| Bank interest on term loan | 0.908 | 0.714 | 0.513 | 0.311 | 0.109 |

DISCLAIMER : This Report is **PRIVATE & CONFIDENTIAL** and it is prepared at the request of and for its use by the Subscriber only. The Subscriber shall use the contents of the Report merely as an aid to its business. Mira Inform Private Limited ("MIPL") has collated information/data in the Report, which have not been verified unless otherwise specifically mentioned in the Report. The Subscriber shall independently verify the accuracy and correctness of the information/data before in any way acting upon the same. MIPL shall not be liable for any harm, injury, loss or damage caused to the Subscriber due to default by the Subscriber's debtors/beneficiaries in fulfilling their obligations of any nature whatsoever. This Report or any of its portion shall not be used as a documentary evidence or otherwise before any investigative agencies or forum of law. This Report is confidential and proprietary to MIPL. The Subscriber and/or any other person(s) may not reproduce, publish or disclose any of the contents of the Report to others without the express authorization of MIPL. This Report is prepared and issued to the Subscriber without any risk, responsibility or liability on the part of MIPL or its officials.

| | | | | | |
|-----------------------------------|--------------|--------------|--------------|--------------|--------------|
| Profit After Bank Intt. | 0.315 | 0.802 | 1.334 | 1.850 | 2.349 |
| Tax | -- | -- | -- | -- | -- |
| Profit after intt. And tax | 0.315 | 0.802 | 1.334 | 1.850 | 2.349 |

PROJECTED CASH FLOW STATEMENT

(INR IN MILLION)

| PARTICULARS | OPERATING YEARS | | | | |
|-----------------------------|-----------------|--------------|--------------|--------------|--------------|
| | 2019 | 2020 | 2021 | 2022 | 2023 |
| Sources of fund | | | | | |
| Owner share | 1.470 | 0.000 | 0.000 | 0.000 | 0.000 |
| Profit before tax and intt. | 1.223 | 1.517 | 1.846 | 2.161 | 2.458 |
| Depreciation | 1.470 | 1.240 | 1.062 | 0.903 | 0.767 |
| Term loan from bank | 8.330 | 0.000 | 0.000 | 0.000 | 0.000 |
| CC | 2.000 | 0.000 | 0.000 | 0.000 | 0.000 |
| Total | 14.493 | 2.766 | 2.908 | 3.063 | 3.226 |
| Application of funds | | | | | |
| Capital expenditure | 9.800 | 0.000 | 0.000 | 0.000 | 0.000 |
| Repayment of term loan | 1.315 | 1.754 | 1.754 | 1.754 | 1.754 |
| Interest on term loan | 0.908 | 0.714 | 0.513 | 0.311 | 0.109 |
| Increase in working capital | (0.840) | 1.601 | 0.138 | 0.145 | 0.152 |
| Tax | 0.000 | 0.000 | 0.000 | 0.000 | 0.000 |
| Cash credit | 2.000 | 0.000 | 0.000 | 0.000 | 0.000 |
| Total | 13.183 | 4.069 | 2.404 | 2.210 | 2.015 |
| Opening balance | 0.000 | 1.310 | 0.007 | 0.511 | 1.365 |
| Net surplus | 1.310 | (1.303) | 0.504 | 0.854 | 1.211 |

DISCLAIMER : This Report is **PRIVATE & CONFIDENTIAL** and it is prepared at the request of and for its use by the Subscriber only. The Subscriber shall use the contents of the Report merely as an aid to its business. Mira Inform Private Limited ("MIPL") has collated information/data in the Report, which have not been verified unless otherwise specifically mentioned in the Report. The Subscriber shall independently verify the accuracy and correctness of the information/data before in any way acting upon the same. MIPL shall not be liable for any harm, injury, loss or damage caused to the Subscriber due to default by the Subscriber's debtors/beneficiaries in fulfilling their obligations of any nature whatsoever. This Report or any of its portion shall not be used as a documentary evidence or otherwise before any investigative agencies or forum of law. This Report is confidential and proprietary to MIPL. The Subscriber and/or any other person(s) may not reproduce, publish or disclose any of the contents of the Report to others without the express authorization of MIPL. This Report is prepared and issued to the Subscriber without any risk, responsibility or liability on the part of MIPL or its officials.

| | | | | | |
|-----------------|-------|-------|-------|-------|-------|
| Closing Balance | 1.310 | 0.007 | 0.511 | 1.365 | 2.575 |
|-----------------|-------|-------|-------|-------|-------|

NETWORTH STATEMENT

MR. JYOTI MANDAL [PROPRIETOR]

(INR IN MILLION)

| Particulars | Amount |
|------------------|---------------|
| Land | 41.129 |
| Bank Statement | 0.775 |
| Net Worth | 41.904 |

VALUATION REPORT

(GENERAL DETAILS)

DETAILS OF IMMOVABLE ASSETS

| Sr. No. | Khata | Khesra | Area |
|---------|-------|------------------|-----------|
| 1 | 95 | 411 | 0.49 Acre |
| 2 | 95 | 363 | 0.15 Acre |
| 3 | 95 | 365 | 0.23 Acre |
| 4 | 95 | 289 | 2.52 Acre |
| 5 | 95 | 290 | 0.45 Acre |
| 6 | 06 | 360(O) 409 (N) | 0.28 |
| 7 | 62 | 331 (O), 410 (N) | 0.21 |
| 8 | 52 | 213 (O), 367 (N) | 0.28 |

DISCLAIMER : This Report is **PRIVATE & CONFIDENTIAL** and it is prepared at the request of and for its use by the Subscriber only. The Subscriber shall use the contents of the Report merely as an aid to its business. Mira Inform Private Limited ("MIPL") has collated information/data in the Report, which have not been verified unless otherwise specifically mentioned in the Report. The Subscriber shall independently verify the accuracy and correctness of the information/data before in any way acting upon the same. MIPL shall not be liable for any harm, injury, loss or damage caused to the Subscriber due to default by the Subscriber's debtors/beneficiaries in fulfilling their obligations of any nature whatsoever. This Report or any of its portion shall not be used as a documentary evidence or otherwise before any investigative agencies or forum of law. This Report is confidential and proprietary to MIPL. The Subscriber and/or any other person(s) may not reproduce, publish or disclose any of the contents of the Report to others without the express authorization of MIPL. This Report is prepared and issued to the Subscriber without any risk, responsibility or liability on the part of MIPL or its officials.

| | | | |
|----|-----|------------------------------|-----------|
| 9 | 61 | 76 | 0.15 |
| 10 | 19 | 335 & 336 | 0.42 |
| 11 | 42 | 337, 338, 339, 340 | 0.25 |
| 12 | 55 | 319, 320, 321, 322, 323, 324 | 0.37 |
| 13 | 114 | 280 | 3.89 Acre |

TOTAL ESTIMATED VALUE OF THE ABOVE MENTIONED RESIDENTIAL AND AGRICULTURE PLOT IS INR 22.680 MILLION

CMT REPORT (Corruption, Money Laundering & Terrorism]

The Public Notice information has been collected from various sources including but not limited to: **The Courts, India Prisons Service, Interpol, etc.**

1] INFORMATION ON DESIGNATED PARTY

No exist designating subject or any of its beneficial owners, controlling shareholders or senior officers as terrorist or terrorist organization or whom notice had been received that all financial transactions involving their assets have been blocked or convicted, found guilty or against whom a judgement or order had been entered in a proceedings for violating money-laundering, anti-corruption or bribery or international economic or anti-terrorism sanction laws or whose assets were seized, blocked, frozen or ordered forfeited for violation of money laundering or international anti-terrorism laws.

2] Court Declaration :

No records exist to suggest that subject is or was the subject of any formal or informal allegations, prosecutions or other official proceeding for making any prohibited payments or other improper payments to government officials for engaging in prohibited transactions or with designated parties.

3] Asset Declaration :

No records exist to suggest that the property or assets of the subject are derived from criminal conduct or a prohibited transaction.

4] Record on Financial Crime :

Charges or conviction registered against subject: **None**

5] Records on Violation of Anti-Corruption Laws :

Charges or investigation registered against subject: **None**

6] Records on Int'l Anti-Money Laundering Laws/Standards :

Charges or investigation registered against subject: **None**

7] Criminal Records

No available information exist that suggest that subject or any of its principals have been formally charged or convicted by a competent governmental authority for any financial crime or under any formal investigation by a competent government authority for any violation of anti-corruption laws or international anti-money laundering laws or standard.

8] Affiliation with Government :

No record exists to suggest that any director or indirect owners, controlling shareholders, director, officer or employee of the company is a government official or a family member or close business associate of a Government official.

9] Compensation Package :

Our market survey revealed that the amount of compensation sought by the subject is fair and reasonable and comparable to compensation paid to others for similar services.

10] Press Report :

No press reports / filings exists on the subject.

CORPORATE GOVERNANCE

MIRA INFORM as part of its Due Diligence do provide comments on Corporate Governance to identify management and governance. These factors often have been predictive and in some cases have created vulnerabilities to credit deterioration.

Our Governance Assessment focuses principally on the interactions between a company's management, its Board of Directors, Shareholders and other financial stakeholders.

CONTRAVENTION

Subject is not known to have contravened any existing local laws, regulations or policies that prohibit, restrict or otherwise affect the terms and conditions that could be included in the agreement with the subject.

FOREIGN EXCHANGE RATES

| Currency | Unit | INR |
|-----------|------|-----------|
| US Dollar | 1 | INR 71.33 |
| UK Pound | 1 | INR 91.72 |
| Euro | 1 | INR 81.69 |

INFORMATION DETAILS

| | |
|----------------------------------|-----|
| Information Gathered by : | GYT |
| Analysis Done by : | NIS |
| Report Prepared by : | ARC |

SCORE FACTORS

| | | |
|-----------------------------|--------|-----|
| DEMERIT POINTS | | |
| --BANK CHARGES | YES/NO | NO |
| --LITIGATION | YES/NO | NO |
| --OTHER ADVERSE INFORMATION | YES/NO | NO |
| MERIT POINTS | | |
| --SOLE DISTRIBUTORSHIP | YES/NO | NO |
| --EXPORT ACTIVITIES | YES/NO | NO |
| --AFFILIATION | YES/NO | NO |
| --LISTED | YES/NO | NO |
| --OTHER MERIT FACTORS | YES/NO | YES |

RATING EXPLANATIONS

| Credit Rating | Explanation | Rating Comments |
|---------------|------------------|--|
| A++ | Minimum Risk | Business dealings permissible with minimum risk of default |
| A+ | Low Risk | Business dealings permissible with low risk of default |
| A | Acceptable Risk | Business dealings permissible with moderate risk of default |
| B | Medium Risk | Business dealings permissible on a regular monitoring basis |
| C | Medium High Risk | Business dealings permissible preferably on secured basis |
| D | High Risk | Business dealing not recommended or on secured terms only |
| NB | New Business | No recommendation can be done due to business in infancy stage |
| NT | No Trace | No recommendation can be done as the business is not traceable |

NB is stated where there is insufficient information to facilitate rating. However, it is not to be considered as unfavourable.

This score serves as a reference to assess SC's credit risk and to set the amount of credit to be extended. It is calculated from a composite of weighted scores obtained from each of the major sections of this report. The assessed factors are as follows:

- Financial condition covering various ratios
- Company background and operations size
- Promoters / Management background
- Payment record
- Litigation against the subject
- Industry scenario / competitor analysis
- Supplier / Customer / Banker review (wherever available)

DISCLAIMER : This Report is **PRIVATE & CONFIDENTIAL** and it is prepared at the request of and for its use by the Subscriber only. The Subscriber shall use the contents of the Report merely as an aid to its business. Mira Inform Private Limited ("MIPL") has collated information/data in the Report, which have not been verified unless otherwise specifically mentioned in the Report. The Subscriber shall independently verify the accuracy and correctness of the information/data before in any way acting upon the same. MIPL shall not be liable for any harm, injury, loss or damage caused to the Subscriber due to default by the Subscriber's debtors/beneficiaries in fulfilling their obligations of any nature whatsoever. This Report or any of its portion shall not be used as a documentary evidence or otherwise before any investigative agencies or forum of law. This Report is confidential and proprietary to MIPL. The Subscriber and/or any other person(s) may not reproduce, publish or disclose any of the contents of the Report to others without the express authorization of MIPL. This Report is prepared and issued to the Subscriber without any risk, responsibility or liability on the part of MIPL or its officials.