

MIRA INFORM REPORT

Report No. :	540379
Report Date :	21.11.2018

IDENTIFICATION DETAILS

Name :	MARICO LIMITED (w.e.f. 2005)
Formerly Known As :	MARICO INDUSTRIES LIMITED (w.e.f 31.10.1989) MARICO FOODS LIMITED
Registered Office :	7 th Floor, Grande Palladium, 175, CST Road, Kalina, Santacruz (East), Mumbai – 400098, Maharashtra
Tel. No.:	91-22-66480480
Country :	India
Financials (as on) :	31.03.2018
Date of Incorporation :	13.10.1988
CIN No.: [Company Identification No.]	L15140MH1988PLC049208
Capital Investment / Paid-up Capital :	INR 1290.000 Million
IEC No.: [Import-Export Code No.]	0390000370
PAN No.: [Permanent Account No.]	AAACM7493G
GSTN : [Goods & Service Tax Registration No.]	20AAACM7493G1ZL (Jharkhand) 29AAACM7493G1Z3 (Karnataka) 24AAACM7493G1ZD (Gujarat) 04AAACM7493G1ZF (Chandigarh) 02AAACM7493G1ZJ 27AAACM7493G1Z7 (Maharashtra) 18AAACM7493G1Z6 (Assam) 07AAACM7493G1Z9 (Delhi) 06AAACM7493G1ZB (Haryana) 32AAACM7493G1ZG (Kerala) 36AAACM7493G1Z8 (Telangana)

DISCLAIMER : This Report is **PRIVATE & CONFIDENTIAL** and it is prepared at the request of and for its use by the Subscriber only. The Subscriber shall use the contents of the Report merely as an aid to its business. Mira Inform Private Limited ("MIPL") has collated information/data in the Report, which have not been verified unless otherwise specifically mentioned in the Report. The Subscriber shall independently verify the accuracy and correctness of the information/data before in any way acting upon the same. MIPL shall not be liable for any harm, injury, loss or damage caused to the Subscriber due to default by the Subscriber's debtors/beneficiaries in fulfilling their obligations of any nature whatsoever. This Report or any of its portion shall not be used as a documentary evidence or otherwise before any investigative agencies or forum of law. This Report is confidential and proprietary to MIPL. The Subscriber and/or any other person(s) may not reproduce, publish or disclose any of the contents of the Report to others without the express authorization of MIPL. This Report is prepared and issued to the Subscriber without any risk, responsibility or liability on the part of MIPL or its officials.

MARICO LIMITED - 540379

PAGE NO. : 2

	03AAACM7493G1ZH (Punjab) 23AAACM7493G1ZF (Madhya Pradesh) 27AAACM7493G2Z6 (Maharashtra) 19AAACM7493G1Z4 (West Bengal) 37AAACM7493G1Z6 (Andhra Pradesh) 18AAACM7493G5Z2 (Assam) 18AAACM7493G3Z4 (Assam) 09AAACM7493G1Z5 (Uttar Pradesh) 34AAACM7493G1ZC (Pondicherry)
Legal Form :	A Public Limited Liability Company. The Company's Shares are Listed on the Stock Exchanges.
Line of Business :	Manufacturing and marketing of consumer products such as Parachute, Parachute Advansed, Nihar, Nihar Naturals, Saffola, Hair and Care, Revive, Mediker, Livon, Setwet etc. (Registered Activity)
No. of Employees :	1644 (Approximately)

RATING & COMMENTS

(Mira Inform has adopted New Rating mechanism w.e.f. 23rd January 2017)

MIRA's Rating : A++

Credit Rating	Explanation	Rating Comments
A++	Minimum Risk	Business dealings permissible with minimum risk of default

Maximum Credit Limit :	USD 87000000
Status :	Excellent
Payment Behaviour :	Regular
Litigation :	Exist
Comments :	<p>Subject was incorporated in the year 1988 and it is a leading manufacturer of coconut oil, hair oils and premium refined edible oils in consumer packs.</p> <p>The company holds a number of brands including Kaya Limited, Parachute, Saffola, Hair and Care, Nihar, Mediker, Revive, Livon, Set Wet, etc.</p> <p>As per the financials of FY 2018, the company has achieved growth 6.42% in its revenue as compared to previous year revenue but has maintained a healthy profitability margin at 13.86%.</p> <p>Marico's strong market position is underpinned by its market leadership across product categories including branded coconut oil, value-added hair and super-</p>

DISCLAIMER : This Report is **PRIVATE & CONFIDENTIAL** and it is prepared at the request of and for its use by the Subscriber only. The Subscriber shall use the contents of the Report merely as an aid to its business. Mira Inform Private Limited ("MIPL") has collated information/data in the Report, which have not been verified unless otherwise specifically mentioned in the Report. The Subscriber shall independently verify the accuracy and correctness of the information/data before in any way acting upon the same. MIPL shall not be liable for any harm, injury, loss or damage caused to the Subscriber due to default by the Subscriber's debtors/beneficiaries in fulfilling their obligations of any nature whatsoever. This Report or any of its portion shall not be used as a documentary evidence or otherwise before any investigative agencies or forum of law. This Report is confidential and proprietary to MIPL. The Subscriber and/or any other person(s) may not reproduce, publish or disclose any of the contents of the Report to others without the express authorization of MIPL. This Report is prepared and issued to the Subscriber without any risk, responsibility or liability on the part of MIPL or its officials.

	<p>premium refined edible oil.</p> <p>The robust financial risk profile of the company is marked by healthy capital structure and strong debt protection metrics. The financial risk profile is likely to remain strong, supported by robust cash accrual and the absence of any significant, debt-funded capital expenditure.</p> <p>As per the quarterly financials of September 2018, the company has achieved revenue of INR 14967.500 Million on along with a profit of INR 2252.300 Million.</p> <p>Payment seems to be regular and as per commitment.</p> <p>In view of established marked position, the company can be considered good for normal business dealings at usual trade terms and conditions.</p>
--	--

NOTES :

Any query related to this report can be made on e-mail : infodept@mirainform.com while quoting report number, name and date.

ECGC Country Risk Classification List

Country Name	Previous Rating (30.06.2018)	Current Rating (30.09.2018)
India	A1	A1

Risk Category	ECGC Classification
Insignificant	A1
Low Risk	A2
Moderately Low Risk	B1
Moderate Risk	B2
Moderately High Risk	C1
High Risk	C2
Very High Risk	D

EXTERNAL AGENCY RATING

Rating Agency Name	CRISIL
Rating	Long-Term Bank Facilities = AA+
Rating Explanation	High degree of safety and very low credit risk.
Date	10.05.2018

Rating Agency Name	CRISIL
Rating	Short-Term Bank Facilities = A1+
Rating Explanation	Very strong degree of safety and carry lowest credit risk.

DISCLAIMER : This Report is **PRIVATE & CONFIDENTIAL** and it is prepared at the request of and for its use by the Subscriber only. The Subscriber shall use the contents of the Report merely as an aid to its business. Mira Inform Private Limited ("MIPL") has collated information/data in the Report, which have not been verified unless otherwise specifically mentioned in the Report. The Subscriber shall independently verify the accuracy and correctness of the information/data before in any way acting upon the same. MIPL shall not be liable for any harm, injury, loss or damage caused to the Subscriber due to default by the Subscriber's debtors/beneficiaries in fulfilling their obligations of any nature whatsoever. This Report or any of its portion shall not be used as a documentary evidence or otherwise before any investigative agencies or forum of law. This Report is confidential and proprietary to MIPL. The Subscriber and/or any other person(s) may not reproduce, publish or disclose any of the contents of the Report to others without the express authorization of MIPL. This Report is prepared and issued to the Subscriber without any risk, responsibility or liability on the part of MIPL or its officials.

MARICO LIMITED - 540379

PAGE NO. : 4

Date	10.05.2018
------	------------

RBI DEFAULTERS' LIST STATUS

Subject's name is not enlisted as a defaulter in the publicly available RBI Defaulters' list.

EPF (Employee Provident Fund) DEFAULTERS' LIST STATUS

Subject's name is not enlisted as a defaulter in the publicly available EPF (Employee Provident Fund) Defaulters' list as of 31-03-2018.

BIFR (Board for Industrial & Financial Reconstruction) LISTING STATUS

Subject's name is not listed as a Sick Unit in the publicly available BIFR (Board for Industrial & Financial Reconstruction) list as of 21.11.2018

IBBI (Insolvency and Bankruptcy Board of India) LISTING STATUS

Subject's name is not listed in the publicly available IBBI (Insolvency and Bankruptcy Board of India) list as of report date.

INFORMATION DENIED

MANAGEMENT NON-COOPERATIVE (Tel. No.: 91-22-66480480)

LOCATIONS

Registered Corporate Office :	Office/ Office / Head Office :	7 th Floor, Grande Palladium, 175, CST Road, Kalina, Santacruz (East), Mumbai – 400098, Maharashtra, India
Tel. No.:		91-22-66480480
Mobile		91-9873907969 (Mr. Anuj)
Fax No.:		91-22-66490114/ 26500159
E-Mail :		investor@mailcoindia.net
Website :		www.marico.com www.maricobd.com www.maricoinnovationfoundation.org

DISCLAIMER : This Report is **PRIVATE & CONFIDENTIAL** and it is prepared at the request of and for its use by the Subscriber only. The Subscriber shall use the contents of the Report merely as an aid to its business. Mira Inform Private Limited ("MIPL") has collated information/data in the Report, which have not been verified unless otherwise specifically mentioned in the Report. The Subscriber shall independently verify the accuracy and correctness of the information/data before in any way acting upon the same. MIPL shall not be liable for any harm, injury, loss or damage caused to the Subscriber due to default by the Subscriber's debtors/beneficiaries in fulfilling their obligations of any nature whatsoever. This Report or any of its portion shall not be used as a documentary evidence or otherwise before any investigative agencies or forum of law. This Report is confidential and proprietary to MIPL. The Subscriber and/or any other person(s) may not reproduce, publish or disclose any of the contents of the Report to others without the express authorization of MIPL. This Report is prepared and issued to the Subscriber without any risk, responsibility or liability on the part of MIPL or its officials.

	www.parachuteadvanced.com www.saffolalife.com www.setwet.com www.livonhairgain.com www.livonilovemyhair.com www.hairsutras.com www.fitfoodie.in www.fitfoodie.in/SaffolaMultigrainFlakes www.fitfoodie.in/saffola-aura www.fitfoodie.in/saffola-masala-oats www.saffola.in www.indiaparenting.com/bio-oil www.pblskin.com
Regional Offices :	Located At: <ul style="list-style-type: none"> • South RO: 510 and 511, B Block, 5th Floor, Swapnalok Complex, S. D Road, Secunderabad-500003, Telangana, India • West RO : Plot No. 23/C, Mahal Industrial Estate, Mahakali Caves Road, Land Mark : Before Paper Box Factory, Opposite Andhra Bank and Travellers Inn hotel, Andheri (East) Mumbai - 400 093, Maharashtra, India Tel: 91-22-26732439-40, 26732472 • East RO : Room No 416, 4th floor, Krishna Building, 224 AJC Bose Road, Kolkata - 700017, India • North RO : Unit No.: JA 1101, 11th Floor, DLF Tower – “A”, Jasola, Delhi, India
Buying Offices:	1st Floor, Sunshine Building, 1056, Avinashi Road, Coimbatore, Tamilnadu, India
Factory 1 :	Gat No. 144/1A, NH- 6, Paldhi BK, Jalgaon – 425103, Maharashtra, India
Factory 2 :	E-10, MIDC Area, Ajanta Road, Jalgaon-425003, Maharashtra, India
Factory 3 :	New Industrial Development Area, Menopara Road-Kanjikode, Palakkad-678621, Kerala, India
Factory 4 :	Khasra No.425/408/2,54,55 and 424/408/1, (Village-Tokion), Dhaula-Kaun, Paonta Sahib-173030, Himachal Pradesh, India
Factory 5 :	Plot No-IG, Brahmaputra Industrial Park, Vill-Sila, P.O.- Changsari, Guwahati-781101, Assam, India

Factory 6 :	Plot No. 08, Industrial Area, Lodhimajra Tehsil Nalagarh, District: Solan – 174101, Himachal Pradesh, India
Factory 7 :	Plot No. SP-15, PIPDIC Electronic Park, Mannadipet, Thirubhuvanal, Pondicherry, India
Factory 8 :	Plot No-99, Brahmaputra Industrial Park, Vill- Sila, P.O.- Changsari, Guwahati- 781101, Assam, India

DIRECTORS

As on 31.03.2018

Name :	Mr. Rajendra Kishore Mariwala
Designation :	Director
Address :	601, Floor 5/6, Plot No. 711, Raheja Anchorage, Dr. Annie Besant Road, Near Samudra Point , Worli, Mumbai – 400018, Maharashtra, India
Date of Appointment :	26.07.2005
DIN No.:	00007246
Name :	Mr. Nikhil Nirvan Khattau
Designation :	Director
Address :	30 Rue Desaix 75015 Paris Paris Na France
Date of Appointment :	18.07.2002
DIN No.:	00017880
Name :	Mr. Nagesh Satyanarayan Basavanhalli
Designation :	Director
Address :	81/82, B Wing, Park Plaza, New Yari Road, Andheri (West), Mumbai - 400061, Maharashtra, India
Date of Appointment :	16.07.2010
DIN No.:	00027595
Name :	Hema Ravichandar
Designation :	Director
Address :	17, Moyenville Road, Langford Town, Near Hockey Stadium, Bangalore – 560025, Karnataka, India
Date of Appointment :	26.07.2005
DIN No.:	00032929
Name :	Mr. Rajeev Bakshi
Designation :	Director
Address :	C-30, 2nd Floor, West End Colony, Rao Tula Ram Marg, Delhi – 110021, India
Date of Appointment :	17.07.2003
DIN No.:	00044621

DISCLAIMER : This Report is **PRIVATE & CONFIDENTIAL** and it is prepared at the request of and for its use by the Subscriber only. The Subscriber shall use the contents of the Report merely as an aid to its business. Mira Inform Private Limited ("MIPL") has collated information/data in the Report, which have not been verified unless otherwise specifically mentioned in the Report. The Subscriber shall independently verify the accuracy and correctness of the information/data before in any way acting upon the same. MIPL shall not be liable for any harm, injury, loss or damage caused to the Subscriber due to default by the Subscriber's debtors/beneficiaries in fulfilling their obligations of any nature whatsoever. This Report or any of its portion shall not be used as a documentary evidence or otherwise before any investigative agencies or forum of law. This Report is confidential and proprietary to MIPL. The Subscriber and/or any other person(s) may not reproduce, publish or disclose any of the contents of the Report to others without the express authorization of MIPL. This Report is prepared and issued to the Subscriber without any risk, responsibility or liability on the part of MIPL or its officials.

MARICO LIMITED - 540379

PAGE NO. : 7

Name :	Mr. Harsh Charandas Mariwala
Designation :	Director
Address :	2nd Floor, 7TH On The Hill, Auxilium Convent Road, Rajendra Kumar Chowk, Pali Hill, Bandra (West), Mumbai - 400050, Maharashtra, India
Date of Birth/Age :	66 years
Qualification :	Graduate in Commerce from Mumbai University
Date of Appointment :	13.10.1988
DIN No.:	00210342
Name :	Mr. Rishabh Harsh Mariwala
Designation :	Director
Address :	1st Floor, Seven on Hill, Auxillium Convent Lane, Near Rajendra Kumar Chowk, Pali Hill Bandra (West), Mumbai – 400050, Maharashtra, India
Date of Birth/Age :	35 years
Qualification :	Graduate from Zarb School of Business, Hofstra University, New York, USA
Date of Appointment :	02.05.2017
DIN No.:	03072284
Name :	Saugata Gupta
Designation :	Managing Director
Address :	B - 1002, Rustomjee Oriana, MIG Colony Gandhi Nagar, Bandra (East), Mumbai - 400051, Maharashtra, India
Date of Appointment :	01.04.2014
DIN No.:	05251806
Name :	Mr. Ananth Sankaranarayanan
Designation :	Director
Address :	No 23/4,3rd Cross Street, Lavelle Road, Bangalore North, Bangalore G.P.O, Bangalore – 560001, Karnataka, India
Date of Birth/Age :	40 years
Qualification :	Bachelor's degree in Engineering from University of Madras and a Masters from the University of Michigan, in Industrial Engineering and Operations Research.
Date of Appointment :	26.06.2017
DIN No.:	07527676

KEY EXECUTIVES

Name :	Mrs. Hemangi Yateen Ghag**
Designation :	Company Secretary and Compliance Officer (*Ceased To Be The Company Secretary W.E.F. October 16, 2017)
Address :	196-B, Panjrapole Building. No.2, Room No.5 Girgaum Gaiwadi, Girgaum, Mumbai - 400004, Maharashtra, India
Date of Appointment :	30.10.2017
PAN No.:	AARPW6933B
Name :	Mr. Vivek Anant Karve

DISCLAIMER : This Report is **PRIVATE & CONFIDENTIAL** and it is prepared at the request of and for its use by the Subscriber only. The Subscriber shall use the contents of the Report merely as an aid to its business. Mira Inform Private Limited ("MIPL") has collated information/data in the Report, which have not been verified unless otherwise specifically mentioned in the Report. The Subscriber shall independently verify the accuracy and correctness of the information/data before in any way acting upon the same. MIPL shall not be liable for any harm, injury, loss or damage caused to the Subscriber due to default by the Subscriber's debtors/beneficiaries in fulfilling their obligations of any nature whatsoever. This Report or any of its portion shall not be used as a documentary evidence or otherwise before any investigative agencies or forum of law. This Report is confidential and proprietary to MIPL. The Subscriber and/or any other person(s) may not reproduce, publish or disclose any of the contents of the Report to others without the express authorization of MIPL. This Report is prepared and issued to the Subscriber without any risk, responsibility or liability on the part of MIPL or its officials.

Designation :	Chief Financial Officer
Address :	302, Yashwant Chittaranjan Road, Vile Parle (East), Mumbai - 400057, Maharashtra, India
Date of Appointment :	01.04.2014
PAN No.:	AAFPK1157P
Name :	Mr. Surender Sharma*
Designation :	Company Secretary and Compliance Officer (**Appointed as the Company Secretary w.e.f. October 30, 2017)
Audit Committee :	<ul style="list-style-type: none"> • Mr. Nikhil Khattau – Chairman • Ms. Hema Ravichandar – Member • Mr. B. S. Nagesh – Member • Mr. Rajen Mariwala – Member • Mr. Surender Sharma – Secretary to the Committee* • Ms. Hemangi Ghag – Secretary to the Committee** <p>*Ceased to be the Secretary w.e.f. October 16, 2017 **Appointed as the Secretary w.e.f. October 30, 2017</p>
Corporate Governance Committee :	<ul style="list-style-type: none"> • Ms. Hema Ravichandar – Chairperson • Mr. Anand Kripalu – Member * • Mr. Nikhil Khattau – Member ** • Mr. B.S. Nagesh – Member • Mr. Rajeev Bakshi – Member • Mr. Ashutosh Telang – Secretary to the Committee *** • Ms. Shruti Ambegaokar – Secretary to the Committee ****# • Mr. Amit Prakash, Executive Vice President & Head – Human Resources\$ <p>*Ceased to be a Member w.e.f. October 6, 2017 **Appointed as a Member w.e.f. October 30, 2017 ***Ceased to be the Secretary w.e.f. October 27, 2017 **** Appointed as the Secretary w.e.f. October 30, 2017 #Ceased to be the Secretary w.e.f. May 2, 2018 \$Appointed as the Secretary w.e.f. May 2, 2018</p>
Corporate Social Responsibility Committee :	<ul style="list-style-type: none"> • Mr. Rajeev Bakshi – Chairman • Mr. Harsh Mariwala – Member • Mr. Rajen Mariwala – Member • Mr. Saugata Gupta – Member • Mr. Ananth Sankaranarayanan – Member* • Ms. Priya Kapadia – Secretary to the Committee# • Mr. Udayraj Prabhu – Secretary to the Committee\$ <p>*Appointed as a Member w.e.f. August 1, 2017 #Ceased to be the Secretary w.e.f. May 2, 2018 \$Appointed as the Secretary w.e.f. May 2, 2018</p>

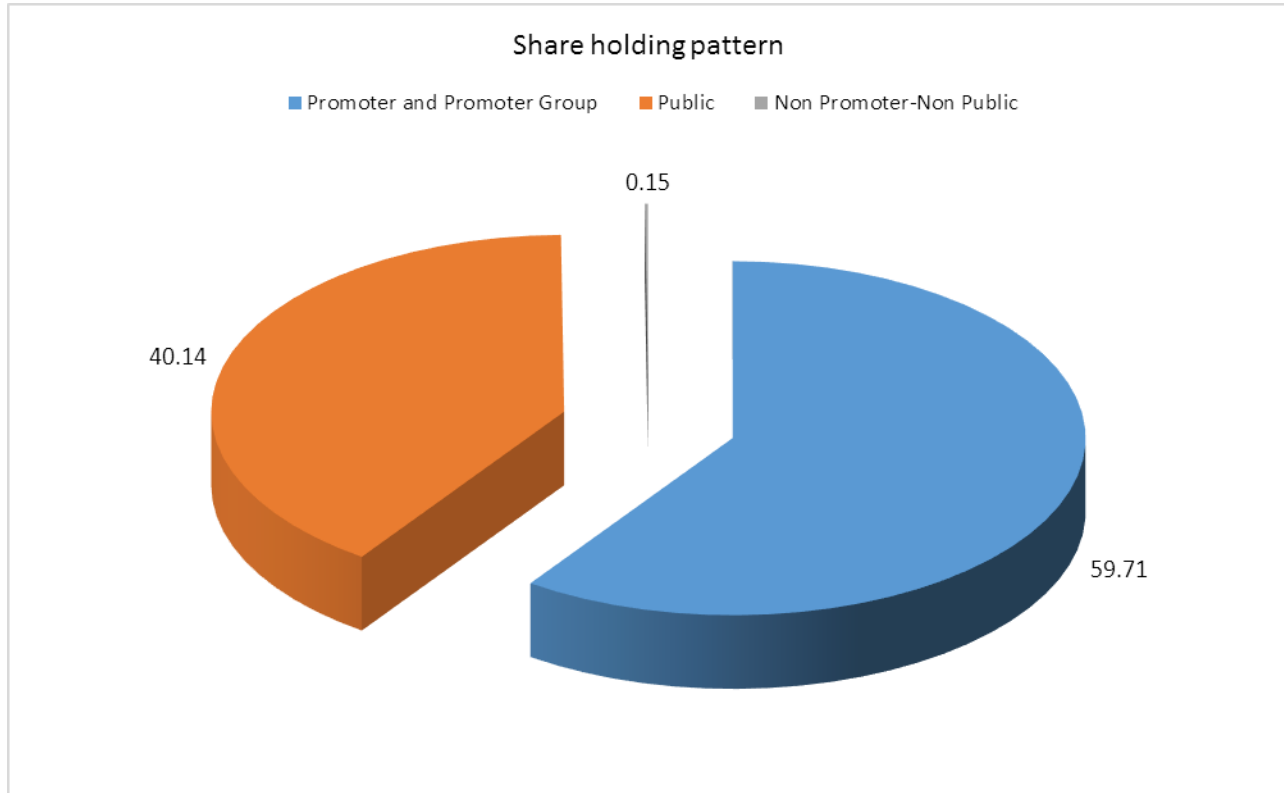
Risk Management Committee :	<ul style="list-style-type: none"> • Mr. Harsh Mariwala – Chairman • Mr. Saugata Gupta – Member • Mr. Vivek Karve – Member & Secretary to the Committee
Stakeholder Relationship Committee :	<ul style="list-style-type: none"> • Mr. Nikhil Khattau – Chairman • Mr. Rajen Mariwala – Member • Mr. Surender Sharma – Secretary to the Committee* • Ms. Hemangi Ghag – Secretary to the Committee** <p>*Ceased to be the Secretary w.e.f. October 16, 2017 **Appointed as the Secretary w.e.f. October 30, 2017</p>

MAJOR SHAREHOLDERS / SHAREHOLDING PATTERN

As on 30.09.2018

Category of shareholder	No. of fully paid up equity shares held	Shareholding as a % of total no. of shares (calculated as per SCRR, 1957)As a % of
(A) Promoter and Promoter Group	770730240	59.71
(B) Public	518202688	40.14
(C) Non Promoter-Non Public	1931470	0.15
Grand Total	1290864398	100.00

DISCLAIMER : This Report is **PRIVATE & CONFIDENTIAL** and it is prepared at the request of and for its use by the Subscriber only. The Subscriber shall use the contents of the Report merely as an aid to its business. Mira Inform Private Limited ("MIPL") has collated information/data in the Report, which have not been verified unless otherwise specifically mentioned in the Report. The Subscriber shall independently verify the accuracy and correctness of the information/data before in any way acting upon the same. MIPL shall not be liable for any harm, injury, loss or damage caused to the Subscriber due to default by the Subscriber's debtors/beneficiaries in fulfilling their obligations of any nature whatsoever. This Report or any of its portion shall not be used as a documentary evidence or otherwise before any investigative agencies or forum of law. This Report is confidential and proprietary to MIPL. The Subscriber and/or any other person(s) may not reproduce, publish or disclose any of the contents of the Report to others without the express authorization of MIPL. This Report is prepared and issued to the Subscriber without any risk, responsibility or liability on the part of MIPL or its officials.



Statement showing shareholding pattern of the Promoter and Promoter Group

Category of shareholder	No. of fully paid up equity shares held	Shareholding as a % of total no. of shares (calculated as per SCRR, 1957)As a % of
A1) Indian		0.00
Individuals/Hindu undivided Family		58.15
Harsh C Mariwala with Kishore V Mariwala for Taurus Family Trust	148465000	11.50
Harsh C Mariwala with Kishore V Mariwala for Gemini Family Trust	148460600	11.50
Harsh C Mariwala with Kishore V Mariwala for Valentine Family Trust	148459200	11.50
Harsh C Mariwala with Kishore V Mariwala for Aquarius Family Trust	148446200	11.50
Rajvi H Mariwala	28408000	2.20
Rishabh H Mariwala	24976500	1.93
Archana H Mariwala	23444100	1.82
Harsh C Mariwala	19862900	1.54
Ravindra K Mariwala	13954540	1.08
Harshraj C Mariwala (HUF)	12240000	0.95

DISCLAIMER : This Report is **PRIVATE & CONFIDENTIAL** and it is prepared at the request of and for its use by the Subscriber only. The Subscriber shall use the contents of the Report merely as an aid to its business. Mira Inform Private Limited ("MIPL") has collated information/data in the Report, which have not been verified unless otherwise specifically mentioned in the Report. The Subscriber shall independently verify the accuracy and correctness of the information/data before in any way acting upon the same. MIPL shall not be liable for any harm, injury, loss or damage caused to the Subscriber due to default by the Subscriber's debtors/beneficiaries in fulfilling their obligations of any nature whatsoever. This Report or any of its portion shall not be used as a documentary evidence or otherwise before any investigative agencies or forum of law. This Report is confidential and proprietary to MIPL. The Subscriber and/or any other person(s) may not reproduce, publish or disclose any of the contents of the Report to others without the express authorization of MIPL. This Report is prepared and issued to the Subscriber without any risk, responsibility or liability on the part of MIPL or its officials.

MARICO LIMITED - 540379

PAGE NO. : 11

Hema K Mariwala	7679480	0.59
Anjali R Mariwala	7414700	0.57
Paula R Mariwala	7189100	0.56
Rajen K Mariwala	5532900	0.43
Kishore V Mariwala	2443220	0.19
Pallavi Jaikishan Panchal	1832000	0.14
Malika Chirayu Amin	1800000	0.14
Kishore V Mariwala for Anandita Trust	6200	0.00
Kishore V Mariwala for Arnav Trust	6200	0.00
Kishore V Mariwala for Vibhav Trust	6200	0.00
Kishore V Mariwala for Taarika Trust	6200	0.00
Any Other (specify)	18297000	1.42
The Bombay Oil Private Limited	18297000	1.42
Sub Total A1	768930240	59.57
A2) Foreign		0.00
Individuals (NonResident Individuals/ Foreign Individuals)	1800000	0.14
Preeti Gautam Shah	1800000	0.14
Sub Total A2	1800000	0.14
A=A1+A2	770730240	59.71

Statement showing shareholding pattern of the Public shareholder

Category & Name of the Shareholders	No. of fully paid up equity shares held	Shareholding % calculated as per SCRR, 1957 As a % of
B1) Institutions	0	0.00
Mutual Funds/	47784015	3.70
Alternate Investment Funds	3883350	0.30
Foreign Portfolio Investors	324059945	25.10
First State Investments Icvc- Stewart Investors Asia Pacific Leaders Fund	46995220	3.64
Arisaig India Fund Limited	28647339	2.22
Kuwait Investment Authority - Fund No. 208	16219125	1.26
Financial Institutions/ Banks	1879440	0.15
Insurance Companies	39847836	3.09
Life Insurance Corporation Of India	36597122	2.84
Sub Total B1	417454586	32.34
B2) Central Government/ State Government(s)/ President of India	0	0.00
Central Government/ State Government(s)/ President of India	1685551	0.13
Sub Total B2	1685551	0.13
B3) Non-Institutions	0	0.00
Individual share capital upto INR 0.200 Million	39513419	3.06
Individual share capital in excess of INR 0.200 Million	7597743	0.59
NBFCs registered with RBI	120475	0.01

DISCLAIMER : This Report is **PRIVATE & CONFIDENTIAL** and it is prepared at the request of and for its use by the Subscriber only. The Subscriber shall use the contents of the Report merely as an aid to its business. Mira Inform Private Limited ("MIPL") has collated information/data in the Report, which have not been verified unless otherwise specifically mentioned in the Report. The Subscriber shall independently verify the accuracy and correctness of the information/data before in any way acting upon the same. MIPL shall not be liable for any harm, injury, loss or damage caused to the Subscriber due to default by the Subscriber's debtors/beneficiaries in fulfilling their obligations of any nature whatsoever. This Report or any of its portion shall not be used as a documentary evidence or otherwise before any investigative agencies or forum of law. This Report is confidential and proprietary to MIPL. The Subscriber and/or any other person(s) may not reproduce, publish or disclose any of the contents of the Report to others without the express authorization of MIPL. This Report is prepared and issued to the Subscriber without any risk, responsibility or liability on the part of MIPL or its officials.

MARICO LIMITED - 540379

PAGE NO. : 12

Any Other (specify)	51830914	4.02
IEPF	11047	0.00
Trusts	3501691	0.27
Foreign Nationals	7602	0.00
HUF	1606326	0.12
Non-Resident Indian (NRI)	3984324	0.31
Foreign Portfolio Investor (Category - III)	4720	0.00
Clearing Members	1029049	0.08
Bodies Corporate	41686155	3.23
Sub Total B3	99062551	7.67
B=B1+B2+B3	518202688	40.14

Statement showing shareholding pattern of the Non Promoter- Non Public shareholder

Category & Name of the Shareholders(I)	No. of fully paid up equity shares held	Shareholding % calculated as per SCRR, 1957 As a % of
C1) Custodian/DR Holder	0	0.00
C2) Employee Benefit Trust	0	0.00
Employee Benefit Trust	1931470	0.15
Sub Total C2	1931470	0.15
C= C1+C2	1931470	0.15

BUSINESS DETAILS

Line of Business :	Manufacturing and marketing of consumer products such as Parachute, Parachute Advansed, Nihar, Nihar Naturals, Saffola, Hair and Care, Revive, Mediker, Livon, Setwet etc. (Registered Activity)	
Products/ Services :	NIC Code No.	Product/ Services Description
	10402	Edible Oils
	20236	Hair Care
Brand Names :	<ul style="list-style-type: none"> • Kaya Limited • Parachute • Saffola • Hair and Care • Nihar • Mediker • Revive • Livon • Set Wet 	
Agencies Held :	Not Available	
Exports :	Not Divulged	

DISCLAIMER : This Report is **PRIVATE & CONFIDENTIAL** and it is prepared at the request of and for its use by the Subscriber only. The Subscriber shall use the contents of the Report merely as an aid to its business. Mira Inform Private Limited ("MIPL") has collated information/data in the Report, which have not been verified unless otherwise specifically mentioned in the Report. The Subscriber shall independently verify the accuracy and correctness of the information/data before in any way acting upon the same. MIPL shall not be liable for any harm, injury, loss or damage caused to the Subscriber due to default by the Subscriber's debtors/beneficiaries in fulfilling their obligations of any nature whatsoever. This Report or any of its portion shall not be used as a documentary evidence or otherwise before any investigative agencies or forum of law. This Report is confidential and proprietary to MIPL. The Subscriber and/or any other person(s) may not reproduce, publish or disclose any of the contents of the Report to others without the express authorization of MIPL. This Report is prepared and issued to the Subscriber without any risk, responsibility or liability on the part of MIPL or its officials.

Imports :	Not Divulged
Terms :	Not Divulged

PRODUCTION STATUS NOT AVAILABLE

GENERAL INFORMATION

Suppliers :	Reference :	Not Divulged
	Name of the Person :	--
	Contact No.:	--
	Since How Long Known :	--
	Maximum Limit Dealt :	--
	Experience :	--
	Remark:	--
Customers :	Reference :	Not Divulged
	Name of the Person :	--
	Contact No.:	--
	Since How Long Known :	--
	Maximum Limit Dealt :	--
	Experience :	--
	Remark:	--
No. of Employees :	1644 (Approximately)	
Bankers :	<ul style="list-style-type: none"> • State Bank of India • Consortium Lead Bank • Axis Bank Limited • BNP Paribas • Citibank N.A. • HDFC Bank Limited • ICICI Bank Limited • Kotak Mahindra Bank Limited • Standard Chartered Bank • The Hong Kong and Shanghai Banking Corporation Limited 	

Facilities :	Secured Loan	31.03.2018 (INR in Million)	31.03.2017 (INR in Million)
	Short-term borrowings		
	Loans repayable on demand		
	From banks		
	Cash credit	53.800	0.000
	Pre-shipment credit in foreign currency	0.000	483.500
	Working capital demand loan	820.300	402.100
	Export packing credit	350.000	200.000
	Less: Interest accrued	(0.300)	(2.100)
	Total	1223.800	1083.500
Note:			
Cash credit, pre-shipment credit in foreign currency, working capital demand loan and export packing credit is secured by hypothecation of inventory and debtors, amounting r 1,601.33 crore as at 31st March, 2018 and INR 13105.700 Million as at 31st March 2017.			
As at 31st March, 2018, there is no amount due and outstanding to be transferred to the Investor Education and Protection Fund (IEPF) by the company. Unclaimed dividend if any, shall be transferred to IEPF as and when they become due.			

Statutory Auditors	
Name :	B S R and Company LLP Chartered Accountants
Address :	5 th Floor, Lodha Excelus, Apollo Mills Compound, N.M. Joshi Marg, Mahalaxmi, Mumbai – 400011, Maharashtra, India
Tel. No.:	91-22-43455300
Fax No.:	91-22-43455399
Internal Auditors	
Name :	Ernst and Young LLP Chartered Accountants
Cost Auditor	
Name :	Ashwin Solanki and Associates Chartered Accountants
Secretarial Auditor	
Name :	Dr. K. R. Chandratre Chartered Accountants
Memberships :	Not Available
Collaborators :	Not Available

DISCLAIMER : This Report is **PRIVATE & CONFIDENTIAL** and it is prepared at the request of and for its use by the Subscriber only. The Subscriber shall use the contents of the Report merely as an aid to its business. Mira Inform Private Limited ("MIPL") has collated information/data in the Report, which have not been verified unless otherwise specifically mentioned in the Report. The Subscriber shall independently verify the accuracy and correctness of the information/data before in any way acting upon the same. MIPL shall not be liable for any harm, injury, loss or damage caused to the Subscriber due to default by the Subscriber's debtors/beneficiaries in fulfilling their obligations of any nature whatsoever. This Report or any of its portion shall not be used as a documentary evidence or otherwise before any investigative agencies or forum of law. This Report is confidential and proprietary to MIPL. The Subscriber and/or any other person(s) may not reproduce, publish or disclose any of the contents of the Report to others without the express authorization of MIPL. This Report is prepared and issued to the Subscriber without any risk, responsibility or liability on the part of MIPL or its officials.

<p>Subsidiary Companies:</p>	<p>Subsidiary companies:</p> <ul style="list-style-type: none"> • Marico Bangladesh Limited (MBL) • Marico Middle East FZE (MME) • Marico Bangladesh Industries Limited (MBLIL) • Egyptian American Company for Investment and Industrial Development SAE (EAIIDC) • Marico Malaysia Sdn. Bhd. (MMSB) • MEL Consumer Care SAE (MELCC) • Marico Egypt Industries Company (MEIC) • Marico for Consumer Care Products SAE (w.e.f. 19th December, 2017)* • Marico South Africa Consumer Care (Pty) Limited (MSACC) • Marico South Africa (Pty) Limited (MSA) • Marico South East Asia Corporation (MSEA) • Thuan Phat Foodstuff Joint Stock company (TPF)** • Marico Consumer Care Limited (MCCL) • Halite Personal Care India Private Limited (A Company under Voluntary Liquidation) • Marico Innovation Foundation (MIF) <p>Subsidiary firm:</p> <ul style="list-style-type: none"> • MEL Consumer Care & Partners - Wind (Through MELCC) (upto 19th December, 2017)* <p>Note:</p> <p>*MEL Consumer Care & Partners - Wind a partnership firm got converted into joint stock company Marico for Consumer Care Products SAE w.e.f. 19th December, 2017.</p> <p>The Marico Innovation Foundation ("MIF"), a company incorporated under Section 25 of the Companies Act, 1956 (being a private company limited by guarantee not having share capital) primarily with an objective of fuelling and promoting innovation in India, is a wholly owned subsidiary of the Company with effect from 15th March, 2013.</p> <p>**Thuan Phat Food stuff Joint Stock company has been merged with Marico South East Asia Corporation w.e.f. 1st December, 2016.</p>
<p>Joint venture:</p>	<ul style="list-style-type: none"> • Bellezimo Professionale Products Private Limited (w.e.f. 7th March, 2018, the Company ceased to be an Associate Company) • Zed Lifestyle Private Limited (During the previous year ended 31st March, 2017, the Company had acquired 35.43% stake on 17th March, 2017, during the year ended 31st March 2018 the Company acquired

	additional stake of 5.17%
Post employment benefit controlled trust:	<ul style="list-style-type: none"> • Marico Limited Employees Provident Fund • Marico Limited Employees Gratuity Fund
Others - Entities in which above (c) and (d) has significant influence and transactions have taken place:	<ul style="list-style-type: none"> • Aqua Centric Private Limited • Ascent India Foundation • Feedback Business Consulting Services Private Limited • Kaya Limited • Kaya Middle East FZE • Mariwala Health Foundation • Soap Opera • The Bombay Oil Private Limited

CAPITAL STRUCTURE

As on 02.08.2018

Authorised Capital : INR 2150.000 Million

Issued, Subscribed & Paid-up Capital : INR 1290.864 Million

As on 31.03.2018

Authorised Capital :

No. of Shares	Type	Value	Amount
1500000000	Equity Shares	INR 1/- each	INR 1500.000 Million
6500000	Preference Shares	INR 10/- each	INR 65.000 Million
	Total		INR 1565.000 Million

Issued, Subscribed & Paid-up Capital :

No. of Shares	Type	Value	Amount
1290864398	Equity Shares	INR 1/- each	INR 1290.900 Million

Movements in equity share capital

Particulars	No of shares (in Crore)	Equity Share capital (par value)
As at 31st March, 2016	129.02	129.02
Shares issued during the year - ESOP	0.03	0.03
As at 31st March, 2017	129.05	129.05
Shares issued during the year - ESOP	0.04	0.04

DISCLAIMER : This Report is **PRIVATE & CONFIDENTIAL** and it is prepared at the request of and for its use by the Subscriber only. The Subscriber shall use the contents of the Report merely as an aid to its business. Mira Inform Private Limited ("MIPL") has collated information/data in the Report, which have not been verified unless otherwise specifically mentioned in the Report. The Subscriber shall independently verify the accuracy and correctness of the information/data before in any way acting upon the same. MIPL shall not be liable for any harm, injury, loss or damage caused to the Subscriber due to default by the Subscriber's debtors/beneficiaries in fulfilling their obligations of any nature whatsoever. This Report or any of its portion shall not be used as a documentary evidence or otherwise before any investigative agencies or forum of law. This Report is confidential and proprietary to MIPL. The Subscriber and/or any other person(s) may not reproduce, publish or disclose any of the contents of the Report to others without the express authorization of MIPL. This Report is prepared and issued to the Subscriber without any risk, responsibility or liability on the part of MIPL or its officials.

As at 31st March, 2018	129.09	129.09
------------------------	---------------	---------------

Rights, preferences and restrictions attached to equity shares

Equity Shares: The Company has one class of equity shares having a par value of INR 1 per share. Each shareholder is eligible for one vote per share held. The dividend proposed by the Board of Directors is subject to the approval of the shareholders in the ensuing Annual General Meeting, except in case of interim dividend. In the event of liquidation, the equity shareholders are eligible to receive the remaining assets of the Company after distribution of all preferential amounts, in proportion to their shareholding.

Shares reserved for issue under options

Information relating to Marico ESOS 2014, MD CEO ESOP Plan 2014 and Marico ESOP 2016 including details of options issued, exercised and lapsed during the financial year and options outstanding at the end of the reporting period

Details of shareholders holding more than 5% shares in the company

Name of Shareholder	As on 31.03.2018	
	Number of Shares	% of Holding
Equity Shares of INR 1/- each fully paid-up		
Harsh C Mariwala with Kishore V Mariwala (For Valentine Family Trust)	148,459,200	11.50
Harsh C Mariwala with Kishore V Mariwala (For Aquarius Family Trust)	148,446,200	11.50
Harsh C Mariwala with Kishore V Mariwala (For Taurus Family Trust)	148,465,000	11.50
Harsh C Mariwala with Kishore V Mariwala (For Gemini Family Trust)	148,460,600	11.50
First State Investments Services (UK) Ltd (along with Persons acting in concert)	69,813,543	5.41

Aggregate number of shares issued for consideration other than cash during the period of five years immediately preceding the reporting date:

	As at 31st March, 2018
No. of equity shares allotted as bonus	645085599
No. of equity shares granted under employee stock option plans	1007000

FINANCIAL DATA
[all figures are in INR Million]

ABRIDGED BALANCE SHEET (STANDALONE)

SOURCES OF FUNDS	31.03.2018	31.03.2017	31.03.2016
I. EQUITY AND LIABILITIES			
(1) Shareholders' Funds			
(a) Share Capital	1290.900	1290.500	1290.200
(b) Reserves & Surplus	29121.000	27951.900	24092.500
(c) Money received against share warrants	0.000	0.000	0.000
(2) Share Application money pending allotment	0.000	0.000	0.000
Total Shareholders' Funds (1) + (2)	30411.900	29242.400	25382.700
(3) Non-Current Liabilities			
(a) long-term borrowings	0.000	0.000	0.000
(b) Deferred tax liabilities (Net)	180.500	97.500	0.000
(c) Other long term liabilities	0.000	0.000	0.000
(d) long-term provisions	0.000	0.000	0.000
(e) Employee benefit obligations	95.000	130.800	29.700
Total Non-current Liabilities (3)	275.500	228.300	29.700
(4) Current Liabilities			
(a) Short term borrowings	1223.800	1083.500	258.300
(b) Trade payables	5866.500	4762.400	4847.800
(c) Other current liabilities	1458.200	1390.300	2873.700
(d) Short-term provisions	571.800	564.100	506.400
(e) Employee benefit obligations	391.200	359.100	486.700
Total Current Liabilities (4)	9511.500	8159.400	8972.900
TOTAL	40198.900	37630.100	34385.300
II. ASSETS			
(1) Non-current assets			
(a) Fixed Assets			
(i) Tangible assets	4655.500	4739.100	4361.800
(ii) Intangible Assets	201.100	215.800	233.800
(iii) Capital work-in-progress	246.100	79.400	365.400
(iv) Intangible assets under development	0.000	0.000	0.000
(b) Non-current Investments	10807.500	11866.200	11563.700
(c) Deferred tax assets (net)	0.000	0.000	545.800
(d) Long-term Loan and Advances	37.300	37.300	37.500
(e) Other Non-current assets	906.600	660.100	541.600
Total Non-Current Assets	16854.100	17597.900	17649.600

DISCLAIMER : This Report is **PRIVATE & CONFIDENTIAL** and it is prepared at the request of and for its use by the Subscriber only. The Subscriber shall use the contents of the Report merely as an aid to its business. Mira Inform Private Limited ("MIPL") has collated information/data in the Report, which have not been verified unless otherwise specifically mentioned in the Report. The Subscriber shall independently verify the accuracy and correctness of the information/data before in any way acting upon the same. MIPL shall not be liable for any harm, injury, loss or damage caused to the Subscriber due to default by the Subscriber's debtors/beneficiaries in fulfilling their obligations of any nature whatsoever. This Report or any of its portion shall not be used as a documentary evidence or otherwise before any investigative agencies or forum of law. This Report is confidential and proprietary to MIPL. The Subscriber and/or any other person(s) may not reproduce, publish or disclose any of the contents of the Report to others without the express authorization of MIPL. This Report is prepared and issued to the Subscriber without any risk, responsibility or liability on the part of MIPL or its officials.

MARICO LIMITED - 540379

PAGE NO. : 19

(2) Current assets			
(a) Current investments	4495.600	5014.900	4387.900
(b) Inventories	13131.800	10829.600	7675.600
(c) Trade receivables	2881.500	2276.100	1921.000
(d) Cash and cash equivalents	608.100	772.100	1401.700
(e) Short-term loans and advances	26.900	43.600	40.300
(f) Other current assets	2200.900	971.400	1184.700
(g) Assets classified as held for sale	0.000	124.500	124.500
Total Current Assets	23344.800	20032.200	16735.700
TOTAL	40198.900	37630.100	34385.300

PROFIT & LOSS ACCOUNT (STANDALONE)

	PARTICULARS	31.03.2018	31.03.2017	31.03.2016
	SALES			
	Income	51813.200	48688.800	48679.900
	Other Income	2172.200	2618.600	1905.600
	TOTAL	53985.400	51307.400	50585.500
Less	EXPENSES			
	Cost of Materials Consumed	30149.700	23471.400	24854.600
	Purchases of Stock-in-Trade	734.600	1694.400	799.500
	Changes in inventories of finished goods, work-in-progress and Stock-in-Trade	(2216.200)	(474.400)	370.600
	Excise duty	109.100	181.300	71.300
	Employees benefits expense	2742.700	2509.200	2282.000
	Other expenses	11143.700	11741.400	12010.200
	Exceptional items	1040.000	0.000	0.000
	TOTAL	43703.600	39123.300	40388.200
	PROFIT/ (LOSS) BEFORE INTEREST, TAX, DEPRECIATION AND AMORTISATION	10281.800	12184.100	10197.300
Less	FINANCIAL EXPENSES	75.500	125.900	151.700
	PROFIT / (LOSS) BEFORE TAX, DEPRECIATION AND AMORTISATION	10206.300	12058.200	10045.600
Less/ Add	DEPRECIATION/ AMORTISATION	669.000	641.000	688.200
	PROFIT/ (LOSS) BEFORE TAX	9537.300	11417.200	9357.400
Less	TAX	2355.000	2990.200	2444.800

DISCLAIMER : This Report is **PRIVATE & CONFIDENTIAL** and it is prepared at the request of and for its use by the Subscriber only. The Subscriber shall use the contents of the Report merely as an aid to its business. Mira Inform Private Limited ("MIPL") has collated information/data in the Report, which have not been verified unless otherwise specifically mentioned in the Report. The Subscriber shall independently verify the accuracy and correctness of the information/data before in any way acting upon the same. MIPL shall not be liable for any harm, injury, loss or damage caused to the Subscriber due to default by the Subscriber's debtors/beneficiaries in fulfilling their obligations of any nature whatsoever. This Report or any of its portion shall not be used as a documentary evidence or otherwise before any investigative agencies or forum of law. This Report is confidential and proprietary to MIPL. The Subscriber and/or any other person(s) may not reproduce, publish or disclose any of the contents of the Report to others without the express authorization of MIPL. This Report is prepared and issued to the Subscriber without any risk, responsibility or liability on the part of MIPL or its officials.

MARICO LIMITED - 540379

PAGE NO. : 20

	PROFIT/ (LOSS) AFTER TAX	7182.300	8427.000	6912.600
	EARNINGS IN FOREIGN CURRENCY	3248.600	4190.300	2932.800
	Earnings / (Loss) Per Share (INR)			
	Basic	5.58	6.55	5.37
	Diluted	5.57	6.53	5.37

CURRENT MATURITIES OF LONG TERM DEBT DETAILS

Particulars	31.03.2018	31.03.2017	31.03.2016
Current Maturities of Long term debt	NA	NA	1785.300
Cash generated from operations	6592.800	7112.600	8280.800
Net cash flow from operating activity	4185.700	4706.800	6290.100

QUARTERLY RESULTS

Particulars		30.06.2018	30.09.2018
Unaudited		1 st Quarter	2 nd Quarter
Net Sales		16846.100	14967.500
Total Expenditure		14096.000	12731.000
PBIDT (Excl OI)		2750.100	2236.500
Other Income		230.300	842.700
Operating Profit		2980.400	3079.200
Interest		24.200	22.800
Exceptional Items		NA	NA
PBDT		2956.200	3056.400
Depreciation		190.000	186.700
Profit Before Tax		2766.200	2869.700
Tax		617.000	617.400
Provisions and contingencies		NA	NA
Profit After Tax		2149.200	2252.300
Extraordinary Items		NA	NA
Prior Period Expenses		NA	NA
Other Adjustments		NA	NA
Net Profit		2149.200	2252.300

DISCLAIMER : This Report is **PRIVATE & CONFIDENTIAL** and it is prepared at the request of and for its use by the Subscriber only. The Subscriber shall use the contents of the Report merely as an aid to its business. Mira Inform Private Limited ("MIPL") has collated information/data in the Report, which have not been verified unless otherwise specifically mentioned in the Report. The Subscriber shall independently verify the accuracy and correctness of the information/data before in any way acting upon the same. MIPL shall not be liable for any harm, injury, loss or damage caused to the Subscriber due to default by the Subscriber's debtors/beneficiaries in fulfilling their obligations of any nature whatsoever. This Report or any of its portion shall not be used as a documentary evidence or otherwise before any investigative agencies or forum of law. This Report is confidential and proprietary to MIPL. The Subscriber and/or any other person(s) may not reproduce, publish or disclose any of the contents of the Report to others without the express authorization of MIPL. This Report is prepared and issued to the Subscriber without any risk, responsibility or liability on the part of MIPL or its officials.

KEY RATIOS

EFFICIENCY RATIOS

PARTICULARS	31.03.2018	31.03.2017	31.03.2016
Average Collection Days (Sundry Debtors / Income * 365 Days)	20.30	17.06	14.40
Account Receivables Turnover (Income / Sundry Debtors)	17.98	21.39	25.34
Average Payment Days (Sundry Creditors / Purchases * 365 Days)	69.33	69.07	68.97
Inventory Turnover (Operating Income / Inventories)	0.78	1.13	1.33
Asset Turnover (Operating Income / Net Fixed Assets)	2.01	2.42	2.06

LEVERAGE RATIOS

PARTICULARS	31.03.2018	31.03.2017	31.03.2016
Debt Ratio (Borrowing + Current Liabilities) / Total Assets)	0.24	0.22	0.31
Debt Equity Ratio (Total Liability / Networth)	0.04	0.04	0.08
Current Liabilities to Networth (Current Liabilities / Net Worth)	0.31	0.28	0.35
Fixed Assets to Networth (Net Fixed Assets / Networth)	0.17	0.17	0.20
Interest Coverage Ratio (PBIT / Financial Charges)	136.18	96.78	67.22

PROFITABILITY RATIOS

PARTICULARS		31.03.2018	31.03.2017	31.03.2016
Net Profit Margin [(PAT / Sales) * 100]	%	13.86	17.31	14.20
Return on Total Assets [(PAT / Total Assets) * 100]	%	17.87	22.39	20.10

DISCLAIMER : This Report is **PRIVATE & CONFIDENTIAL** and it is prepared at the request of and for its use by the Subscriber only. The Subscriber shall use the contents of the Report merely as an aid to its business. Mira Inform Private Limited ("MIPL") has collated information/data in the Report, which have not been verified unless otherwise specifically mentioned in the Report. The Subscriber shall independently verify the accuracy and correctness of the information/data before in any way acting upon the same. MIPL shall not be liable for any harm, injury, loss or damage caused to the Subscriber due to default by the Subscriber's debtors/beneficiaries in fulfilling their obligations of any nature whatsoever. This Report or any of its portion shall not be used as a documentary evidence or otherwise before any investigative agencies or forum of law. This Report is confidential and proprietary to MIPL. The Subscriber and/or any other person(s) may not reproduce, publish or disclose any of the contents of the Report to others without the express authorization of MIPL. This Report is prepared and issued to the Subscriber without any risk, responsibility or liability on the part of MIPL or its officials.

MARICO LIMITED - 540379

PAGE NO. : 22

Return on Investment (ROI) ((PAT / Networth) * 100)	%	23.62	28.82	27.23
--	---	-------	-------	-------

SOLVENCY RATIOS

PARTICULARS	31.03.2018	31.03.2017	31.03.2016
Current Ratio (Current Assets / Current Liabilities)	2.45	2.46	1.87
Quick Ratio ((Current Assets – Inventories) / Current Liabilities)	1.07	1.13	1.01
G-Score Ratio Financial (Networth / Total Assets)	0.76	0.78	0.74
G-Score Ratio Debt (Debts / Equity Capital)	0.95	0.84	1.58
G-Score Ratio Liquidity (Total Current Assets / Total Current Liabilities)	2.45	2.46	1.87

Total Liability = Short-term Debt + Long-term Debt + Current Maturities of Long-term debts

STOCK PRICES

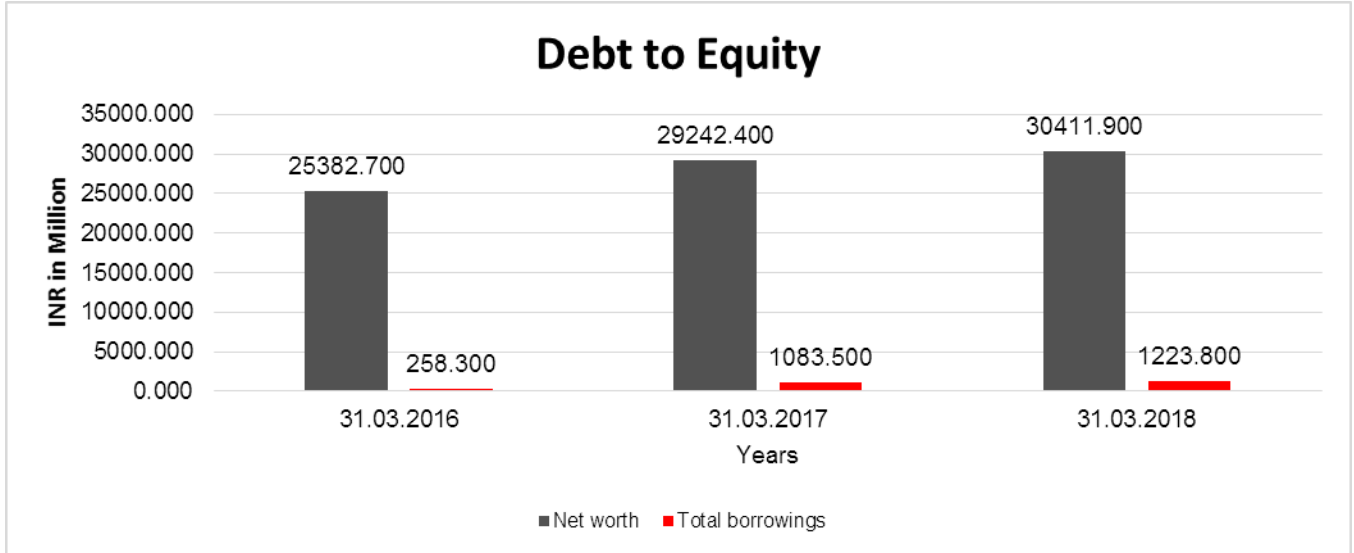
Face Value	INR 1.00/-
Market Value	INR 351.15/-

FINANCIAL ANALYSIS
[all figures are in INR Million]

DEBT EQUITY RATIO

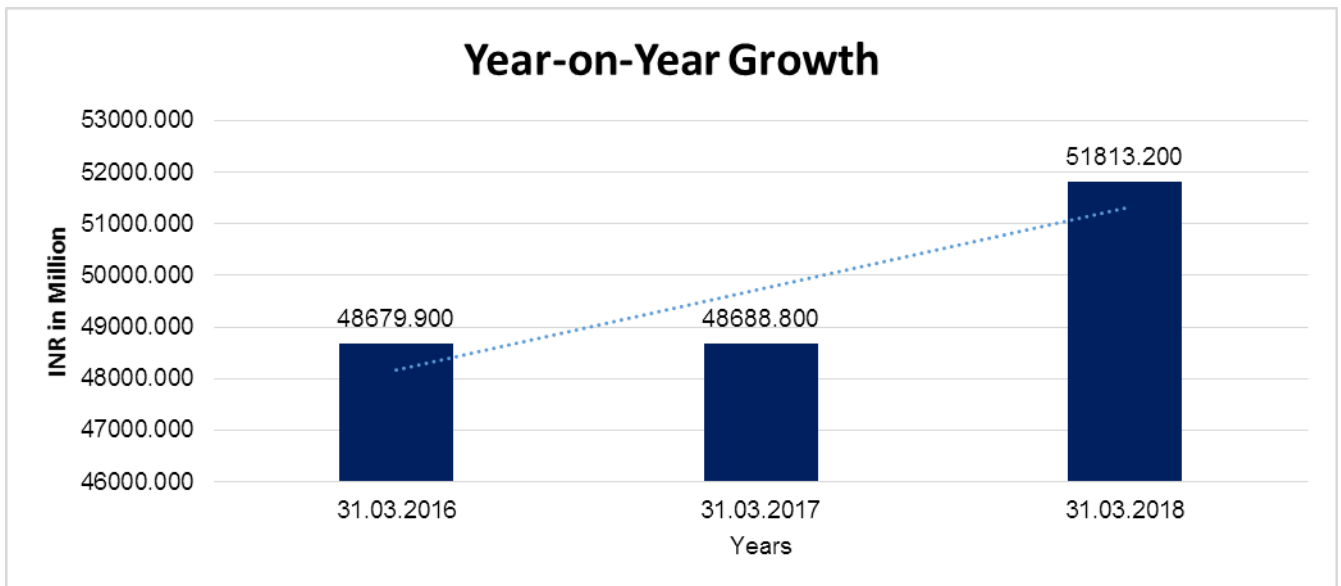
Particular	31.03.2016 INR In Million	31.03.2017 INR In Million	31.03.2018 INR In Million
Share Capital	1290.200	1290.500	1290.900
Reserves & Surplus	24092.500	27951.900	29121.000
Money received against share warrants	0.000	0.000	0.000
Share Application money pending allotment	0.000	0.000	0.000
Net worth	25382.700	29242.400	30411.900
long-term borrowings	0.000	0.000	0.000
Short term borrowings	258.300	1083.500	1223.800
Total borrowings	258.300	1083.500	1223.800
Debt/Equity ratio	0.010	0.037	0.040

DISCLAIMER : This Report is **PRIVATE & CONFIDENTIAL** and it is prepared at the request of and for its use by the Subscriber only. The Subscriber shall use the contents of the Report merely as an aid to its business. Mira Inform Private Limited ("MIPL") has collated information/data in the Report, which have not been verified unless otherwise specifically mentioned in the Report. The Subscriber shall independently verify the accuracy and correctness of the information/data before in any way acting upon the same. MIPL shall not be liable for any harm, injury, loss or damage caused to the Subscriber due to default by the Subscriber's debtors/beneficiaries in fulfilling their obligations of any nature whatsoever. This Report or any of its portion shall not be used as a documentary evidence or otherwise before any investigative agencies or forum of law. This Report is confidential and proprietary to MIPL. The Subscriber and/or any other person(s) may not reproduce, publish or disclose any of the contents of the Report to others without the express authorization of MIPL. This Report is prepared and issued to the Subscriber without any risk, responsibility or liability on the part of MIPL or its officials.



YEAR-ON-YEAR GROWTH

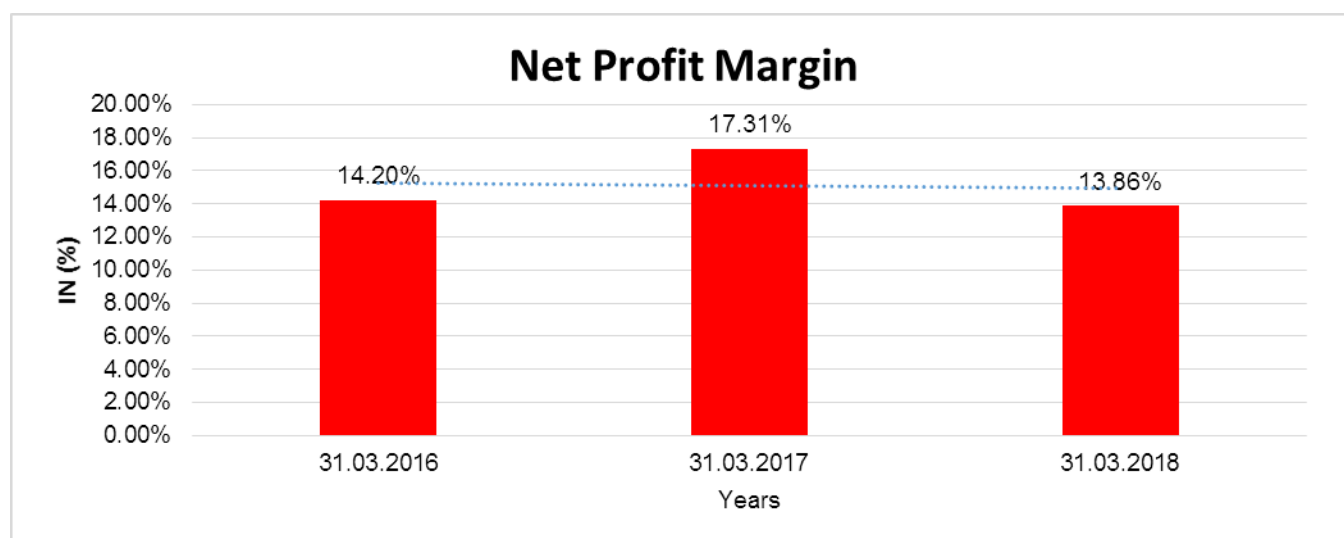
Year on Year Growth	31.03.2016	31.03.2017	31.03.2018
	INR In Million	INR In Million	INR In Million
Sales	48679.900	48688.800	51813.200
		0.018	6.417



DISCLAIMER : This Report is **PRIVATE & CONFIDENTIAL** and it is prepared at the request of and for its use by the Subscriber only. The Subscriber shall use the contents of the Report merely as an aid to its business. Mira Inform Private Limited ("MIPL") has collated information/data in the Report, which have not been verified unless otherwise specifically mentioned in the Report. The Subscriber shall independently verify the accuracy and correctness of the information/data before in any way acting upon the same. MIPL shall not be liable for any harm, injury, loss or damage caused to the Subscriber due to default by the Subscriber's debtors/beneficiaries in fulfilling their obligations of any nature whatsoever. This Report or any of its portion shall not be used as a documentary evidence or otherwise before any investigative agencies or forum of law. This Report is confidential and proprietary to MIPL. The Subscriber and/or any other person(s) may not reproduce, publish or disclose any of the contents of the Report to others without the express authorization of MIPL. This Report is prepared and issued to the Subscriber without any risk, responsibility or liability on the part of MIPL or its officials.

NET PROFIT MARGIN

Net Profit Margin	31.03.2016	31.03.2017	31.03.2018
	INR In Million	INR In Million	INR In Million
Sales	48679.900	48688.800	51813.200
Profit/(Loss)	6912.600	8427.000	7182.300
	14.20%	17.31%	13.86%



ABRIDGED BALANCE SHEET (CONSOLIDATED)

SOURCES OF FUNDS		31.03.2018	31.03.2017
I. EQUITY AND LIABILITIES			
(1) Shareholders' Funds			
(a) Share Capital		1290.900	1290.500
(b) Reserves & Surplus		24137.800	21966.300
(c) Money received against share warrants		0.000	0.000
(2) Share Application money pending allotment		0.000	0.000
Non-controlling interests		125.100	133.400
Total Shareholders' Funds (1) + (2)		25553.800	23390.200
(3) Non-Current Liabilities			
(a) long-term borrowings		198.300	0.000
(b) Deferred tax liabilities (Net)		294.400	220.300
(c) Other long term liabilities		0.000	0.000
(d) long-term provisions		0.000	0.000

DISCLAIMER : This Report is **PRIVATE & CONFIDENTIAL** and it is prepared at the request of and for its use by the Subscriber only. The Subscriber shall use the contents of the Report merely as an aid to its business. Mira Inform Private Limited ("MIPL") has collated information/data in the Report, which have not been verified unless otherwise specifically mentioned in the Report. The Subscriber shall independently verify the accuracy and correctness of the information/data before in any way acting upon the same. MIPL shall not be liable for any harm, injury, loss or damage caused to the Subscriber due to default by the Subscriber's debtors/beneficiaries in fulfilling their obligations of any nature whatsoever. This Report or any of its portion shall not be used as a documentary evidence or otherwise before any investigative agencies or forum of law. This Report is confidential and proprietary to MIPL. The Subscriber and/or any other person(s) may not reproduce, publish or disclose any of the contents of the Report to others without the express authorization of MIPL. This Report is prepared and issued to the Subscriber without any risk, responsibility or liability on the part of MIPL or its officials.

MARICO LIMITED - 540379

PAGE NO. : 25

(e) Employee benefit obligations		192.000	225.000
Total Non-current Liabilities (3)		684.700	445.300
(4) Current Liabilities			
(a) Short term borrowings		2894.500	2388.000
(b) Trade payables		8216.500	6966.000
(c) Other current liabilities		2334.500	2074.100
(d) Short-term provisions		571.800	564.100
(e) Employee benefit obligations		559.100	499.800
Total Current Liabilities (4)		14576.400	12492.000
TOTAL		40814.900	36327.500
II. ASSETS			
(1) Non-current assets			
(a) Fixed Assets			
(i) Tangible assets		5344.900	5471.900
(ii) Intangible Assets		5462.700	5075.300
(iii) Capital work-in-progress		268.200	111.600
(iv) Intangible assets under development		0.000	0.000
(b) Non-current Investments		865.900	1046.900
(c) Deferred tax assets (net)		92.400	95.400
(d) Long-term Loan and Advances		41.300	37.300
(e) Other Non-current assets		805.200	594.000
Total Non-Current Assets		12880.600	12432.400
(2) Current assets			
(a) Current investments		4857.800	5335.000
(b) Inventories		15108.800	12534.400
(c) Trade receivables		3405.600	2469.900
(d) Cash and cash equivalents		2001.200	2359.600
(e) Short-term loans and advances		43.500	61.200
(f) Other current assets		2517.400	1010.500
(g) Assets classified as held for sale		0.000	124.500
Total Current Assets		27934.300	23895.100
TOTAL		40814.900	36327.500

PROFIT & LOSS ACCOUNT (CONSOLIDATED)

PARTICULARS	31.03.2018	31.03.2017
SALES		
Income	63330.900	59359.200
Other Income	846.300	973.100
TOTAL	64177.200	60332.300

DISCLAIMER : This Report is **PRIVATE & CONFIDENTIAL** and it is prepared at the request of and for its use by the Subscriber only. The Subscriber shall use the contents of the Report merely as an aid to its business. Mira Inform Private Limited ("MIPL") has collated information/data in the Report, which have not been verified unless otherwise specifically mentioned in the Report. The Subscriber shall independently verify the accuracy and correctness of the information/data before in any way acting upon the same. MIPL shall not be liable for any harm, injury, loss or damage caused to the Subscriber due to default by the Subscriber's debtors/beneficiaries in fulfilling their obligations of any nature whatsoever. This Report or any of its portion shall not be used as a documentary evidence or otherwise before any investigative agencies or forum of law. This Report is confidential and proprietary to MIPL. The Subscriber and/or any other person(s) may not reproduce, publish or disclose any of the contents of the Report to others without the express authorization of MIPL. This Report is prepared and issued to the Subscriber without any risk, responsibility or liability on the part of MIPL or its officials.

MARICO LIMITED - 540379

PAGE NO. : 26

Less	EXPENSES			
	Cost of Materials Consumed		33716.700	27601.600
	Purchases of Stock-in-Trade		1960.100	1223.900
	Changes in inventories of finished goods, work-in-progress and Stock-in-Trade		(2195.000)	(566.700)
	Excise duty		109.100	181.300
	Employees benefits expense		4222.200	4041.800
	Other expenses		14140.200	15284.600
	Share of net loss of joint ventures accounted for using the equity method		1.200	10.000
	TOTAL		51954.500	47776.500
	PROFIT/ (LOSS) BEFORE INTEREST, TAX, DEPRECIATION AND AMORTISATION		12222.700	12555.800
Less	FINANCIAL EXPENSES		161.700	165.800
	PROFIT / (LOSS) BEFORE TAX, DEPRECIATION AND AMORTISATION		12061.000	12390.000
Less/ Add	DEPRECIATION/ AMORTISATION		890.800	903.000
	PROFIT/ (LOSS) BEFORE TAX		11170.200	11487.000
Less	TAX		2895.700	3377.300
	PROFIT/ (LOSS) AFTER TAX		8274.500	8109.700
	Earnings / (Loss) Per Share (INR)			
	Basic		6.32	6.21
	Diluted		6.32	6.2

LEGAL CASES

Bench:- Bombay							
Presentation Date:- 20/01/2017							
Lodging No. :	ITXAL/241/2017	Failing Date:-	20/01/2017	Reg. No.:-	ITXA/970/2018	Reg. Date:-	27/03/2018
Petitioner:-	PRINCIPAL COMMISSIONER OF INCOME TAX-12, MUMBAI		Respondent:-	MARICO LIMITED			
Petn. Adv.:-	ARVIND PINTO (I583)		Resp. Adv.:	ASHOK BOGHANI AND COMPANY (i2714)			

DISCLAIMER : This Report is **PRIVATE & CONFIDENTIAL** and it is prepared at the request of and for its use by the Subscriber only. The Subscriber shall use the contents of the Report merely as an aid to its business. Mira Inform Private Limited ("MIPL") has collated information/data in the Report, which have not been verified unless otherwise specifically mentioned in the Report. The Subscriber shall independently verify the accuracy and correctness of the information/data before in any way acting upon the same. MIPL shall not be liable for any harm, injury, loss or damage caused to the Subscriber due to default by the Subscriber's debtors/beneficiaries in fulfilling their obligations of any nature whatsoever. This Report or any of its portion shall not be used as a documentary evidence or otherwise before any investigative agencies or forum of law. This Report is confidential and proprietary to MIPL. The Subscriber and/or any other person(s) may not reproduce, publish or disclose any of the contents of the Report to others without the express authorization of MIPL. This Report is prepared and issued to the Subscriber without any risk, responsibility or liability on the part of MIPL or its officials.

MARICO LIMITED - 540379

PAGE NO. : 27

			RESPONDENT (0)
District:-	MUMBAI		
Bench:-	DIVISION		
Status:-	Pre-Admission	Category:-	TAX APPEALS
Last Date:-	11/04/2018	Stage:-	FOR REJECTION [ORIGINAL SIDE MATTERS]
Last Coram:-	ACCORDING TO SITTING LIST ACCORDING TO SITTING LIST		
Act. :	Income Tax Act, 1961	Under Section 260A	

Bench:- Bombay							
Presentation Date:- 04/08/2017							
Lodging No. :	NMCDL/489/2017	Filing Date:-	04/08/2017	Reg. No.:-	NMCD/272/2018	Reg. Date:-	14/02/2018
Main Matter							
Lodging No.:-	CARBPL/354/2017	Reg No.:-	CARBP/178/2018				
Petitioner:-	DANI WOOLTEX CORPORATION	Respondent:-	MARICO LIMITED AND ANR-				
Petn.Adv:-	DHRUVE LILADHAR AND COMPANY (151)						
District:-	MUMBAI						
Bench:-	SINGLE						
Status:-	Pre-Admission	Category:-	NOTICE OF MOTIONS IN COMMERCIAL DIVISION MATTERS				
Last Date:-	23/02/2018	Stage:-	ARBP FOR ADMISSION U/S 34 FRESH				
Last Coram:-	HON'BLE SHRI JUSTICE R.D. DHANUKA						
Act. :	Arbitration and Conciliation Act 1996						

LOCAL AGENCY FURTHER INFORMATION

Sr. No.	Check list by info agents	Available in Report (Yes/No)
1	Year of establishment	Yes
2	Constitution of the entity -Incorporation details	Yes
3	Locality of the entity	Yes
4	Premises details	No
5	Buyer visit details	--
6	Contact numbers	Yes
7	Name of the person contacted	No
8	Designation of contact person	No
9	Promoter's background	Yes
10	Date of Birth of Proprietor / Partners / Directors	Yes
11	Pan Card No. of Proprietor / Partners	No
12	Voter Id Card No. of Proprietor / Partners	No
13	Type of business	Yes
14	Line of Business	Yes
15	Export/import details (if applicable)	No
16	No. of employees	Yes
17	Details of sister concerns	Yes
18	Major suppliers	No
19	Major customers	No
20	Banking Details	Yes
21	Banking facility details	Yes
22	Conduct of the banking account	--
23	Financials, if provided	Yes
24	Capital in the business	Yes
25	Last accounts filed at ROC, if applicable	Yes
26	Turnover of firm for last three years	Yes
27	Reasons for variation <> 20%	--
28	Estimation for coming financial year	No
29	Profitability for last three years	Yes
30	Major shareholders, if available	Yes
31	External Agency Rating, if available	Yes
32	Litigations that the firm/promoter involved in	Yes
33	Market information	--
34	Payments terms	No
35	Negative Reporting by Auditors in the Annual Report	No

BACKGROUND AND OPERATIONS

The Company, headquartered in Mumbai, Maharashtra, India, carries on business in branded consumer products. Marico manufactures and markets products under the brands such as Parachute, Parachute Advanced, Nihar, Nihar Naturals, Saffola, Hair & Care, Revive, Mediker, Livon, Setwet etc. Marico's products reach its consumers through retail outlets serviced by Marico's distribution network comprising regional offices, carrying & forwarding agents, redistribution centers & distributors spread all over India.

REVIEW OF OPERATIONS

During FY 18, Marico posted revenue from operations of INR 63330.000 Million, a growth of 7% over the previous year. Volume growth for the year was at 1.3%. The value growth was led by price increases taken in the Coconut Oil portfolio to counter the significant input cost push during the year. The business delivered an operating margin of 18% and reported a bottom line of INR 8140.000 Million, a growth of 2% over the last year.

Marico India, the domestic FMCG business, achieved a turnover of INR 49690.000 Million in FY18, a growth of 9% over the last year. Volume growth for the year was 1.5%. The value growth was led by price increases in the Coconut Oil portfolio. Annual volume growth this year was dampened by destocking in trade prior to GST implementation, which led to a sharp volume decline across portfolios in Q1 FY18, and a subdued year for Saffola Edible Oil. The operating margin for the India business was at 21.3% (before corporate allocations) versus 24.3% in FY17. Lower operating margins can be attributed mainly to gross margin contraction on account of the severe input cost push during the year.

During the year, Marico International, the International FMCG business, posted a turnover of INR 1,364 Crores, a growth of 1% over the last year. The business reported a 9% constant currency growth (volume growth of 1%) during the year. The operating margin for the year was at 16.6% (before corporate allocations) reflecting a sustained structural shift over the last few years from levels of below 10%.

There are no material changes and commitments affecting the financial position of your Company, which have occurred between the end of the FY18 and the date of this report.

Further, there has been no change in the nature of business of the Company.

BUSINESS OUTLOOK

For FY19 and beyond, we retain the target of 8-10% volume growth in India accompanied by healthy market share gains. Accelerated innovation and our focus on Digital will be strong enablers. In the international business, while we will aim for a breakthrough performance in Bangladesh, we will also direct our efforts towards establishing a stable and predictable growth trajectory in the rest of the business, thereby delivering double-digit constant currency growth on an overall basis, in the medium-term.

While driving growth, we will continue to retain our focus on best-in-class governance, risk management and talent acquisition and development.

Given the stable macro environment and early forecasts of a normal monsoon, we hope for healthy consumption growth, especially in the rural segment. The Government's thrust on improving farmer disposable incomes should further provide the much needed fillip to rural consumption.

DISCLAIMER : This Report is **PRIVATE & CONFIDENTIAL** and it is prepared at the request of and for its use by the Subscriber only. The Subscriber shall use the contents of the Report merely as an aid to its business. Mira Inform Private Limited ("MIPL") has collated information/data in the Report, which have not been verified unless otherwise specifically mentioned in the Report. The Subscriber shall independently verify the accuracy and correctness of the information/data before in any way acting upon the same. MIPL shall not be liable for any harm, injury, loss or damage caused to the Subscriber due to default by the Subscriber's debtors/beneficiaries in fulfilling their obligations of any nature whatsoever. This Report or any of its portion shall not be used as a documentary evidence or otherwise before any investigative agencies or forum of law. This Report is confidential and proprietary to MIPL. The Subscriber and/or any other person(s) may not reproduce, publish or disclose any of the contents of the Report to others without the express authorization of MIPL. This Report is prepared and issued to the Subscriber without any risk, responsibility or liability on the part of MIPL or its officials.

While the current inflationary input cost environment may impact profitability in the first half, we believe that focus on franchise expansion with threshold margins will stand us in good stead to write a medium-term profitable growth story.

INDEX OF CHARGES

Charges Registered								
SN o	SRN	Charge Id	Charge Holder Name	Date of Creation	Date of Modification	Date of Satisfaction	Amount	Address
1	A99405300	10020050	STATE BANK OF INDIA	31/08/2006	02/11/2010	-	2930000000.0	CORPORATE ACCOUNTS GROUP BRANCHNEVILLE HOUSE, J. N. HEREDIA MARG, BALLARD ESTATEMUMBAIMH400001IN
2	G37803244	10294992	HSBC Bank (Mauritius) Limited	30/06/2011	25/08/2015	20/02/2017	2466990000.0	HSBC Centre18, CybercityEbeneNA000000MU
3	B63107775	10075251	Standard Chartered Bank	23/11/2007	-	27/11/2012	600000000.0	90, M G Road, Fort, MumbaiMH400001IN
4	B13398292	10172797	Axis Trustee Services Limited	06/08/2009	-	27/05/2011	300000000.0	MAKER TOWERS 'F', 13TH FLOORCUFFE PARADE, COLABAMUMBAIMH400005IN
5	A57053860	10124519	State Bank of India	17/09/2008	-	24/02/2009	1000000000.0	Corporate Accounts Group Central,3rd Floor,State Bank Bhavan,MumbaiMH400021IN
6	A13796636	80016324	CITIBANK NA	30/05/1996	-	10/04/2007	29000000.0	SAKHAR BHAVAN7TH FLOOR NARIMAN POINTMUMBAIMH400021IN
7	A06900336	80016323	ANZ GRINDLAYS BANK	07/08/1996	-	08/11/2006	115000000.0	90 MAHATMA GANDHI ROADPOST BOX 141MUMBAIMH400001IN

DISCLAIMER : This Report is **PRIVATE & CONFIDENTIAL** and it is prepared at the request of and for its use by the Subscriber only. The Subscriber shall use the contents of the Report merely as an aid to its business. Mira Inform Private Limited ("MIPL") has collated information/data in the Report, which have not been verified unless otherwise specifically mentioned in the Report. The Subscriber shall independently verify the accuracy and correctness of the information/data before in any way acting upon the same. MIPL shall not be liable for any harm, injury, loss or damage caused to the Subscriber due to default by the Subscriber's debtors/beneficiaries in fulfilling their obligations of any nature whatsoever. This Report or any of its portion shall not be used as a documentary evidence or otherwise before any investigative agencies or forum of law. This Report is confidential and proprietary to MIPL. The Subscriber and/or any other person(s) may not reproduce, publish or disclose any of the contents of the Report to others without the express authorization of MIPL. This Report is prepared and issued to the Subscriber without any risk, responsibility or liability on the part of MIPL or its officials.

8	A05228 689	80012 449	STATE BANK OF SAURASH TRA	18/04/1 990	15/03/1 996	27/09/2 006	110000000.0	FORTMUMBAIMH400 001IN
9	A05227 558	80012 451	SATE BANK OF SAURASH TRA	18/04/1 990	27/03/1 991	27/09/2 006	5000000.0	FORTMUMBAIMH400 001IN
10	A05228 226	80012 452	STATE BANK OF SAURASH TRA	15/03/1 996	-	27/09/2 006	18000000.0	FORTMUMBAIMH400 001IN

STATEMENT OF STANDALONE UNAUDITED FINANCIAL RESULTS FOR THE QUARTER AND HALF YEAR ENDED 30.09.2018

(INR In Million)

Particulars	Quarter Ended		Half Year Ended
	30.09.2018 (Unaudited)	30.06.2018 (Unaudited)	30.09.2018 (Unaudited)
Income from Operations			
Revenue from Operations	14967.500	16846.100	31813.600
Other Income	842.700	230.300	1073.000
Total Income from Operations (Net)	15810.200	17076.400	32886.600
Expenses			
Cost of Materials consumed	8449.600	9325.500	17775.100
Purchase of Stock-in-trade	248.100	256.500	504.600
Changes in inventories of finished goods, work-in-progress and stock-in-trade	146.500	665.500	812.000
Employee benefit expenses	747.800	772.500	1520.300
Finance Costs	22.800	24.200	47.000
Depreciation and amortization expense	186.700	190.000	376.700
Other expenses:			
-Advertisement and Sales Promotion	1328.400	1266.300	2594.700
-Others	1810.600	1809.700	3620.300
Total Expenses	12940.500	14310.200	27250.700
Profit /(Loss) before exceptional items	2869.700	2766.200	5635.900
Exceptional Items	--	--	--
Profit /(Loss) from ordinary activities before tax	2869.700	2766.200	5635.900
Tax Expense:			
Current Tax	612.500	611.900	1224.400
Deferred Tax	4.900	5.100	10.000
Net Profit /(Loss) after tax	2252.300	2149.200	4401.500
Other Comprehensive Income:			

DISCLAIMER : This Report is **PRIVATE & CONFIDENTIAL** and it is prepared at the request of and for its use by the Subscriber only. The Subscriber shall use the contents of the Report merely as an aid to its business. Mira Inform Private Limited ("MIPL") has collated information/data in the Report, which have not been verified unless otherwise specifically mentioned in the Report. The Subscriber shall independently verify the accuracy and correctness of the information/data before in any way acting upon the same. MIPL shall not be liable for any harm, injury, loss or damage caused to the Subscriber due to default by the Subscriber's debtors/beneficiaries in fulfilling their obligations of any nature whatsoever. This Report or any of its portion shall not be used as a documentary evidence or otherwise before any investigative agencies or forum of law. This Report is confidential and proprietary to MIPL. The Subscriber and/or any other person(s) may not reproduce, publish or disclose any of the contents of the Report to others without the express authorization of MIPL. This Report is prepared and issued to the Subscriber without any risk, responsibility or liability on the part of MIPL or its officials.

MARICO LIMITED - 540379

PAGE NO. : 32

Other Comprehensive Income:			
A. i. Items that will not be reclassified to profit or loss Remeasurement of post-employment benefit obligation	7.500	(1.400)	6.100
ii. Income tax relating to items that will be reclassified to profit or loss Remeasurement of post-employment benefit obligation	(2.700)	0.600	(2.100)
B. i. Items that will be reclassified to profit or loss Change in fair value of hedging instruments	3.800	(20.200)	(16.400)
ii. Income tax relating to items that will be reclassified to profit or loss Change in fair value of hedging instruments	(1.400)	7.100	5.700
Other Comprehensive Income for the year, net of taxes	7.200	(13.900)	(6.700)
Total Comprehensive Income for the period	2259.500	2135.300	4394.800
Paid up equity share capital (Eq. shares of INR 1/- each)	1290.900	1290.900	1290.900
Reserve excluding revaluation reserves			
Earnings per share (before/after extraordinary items) of INR 1/- each			
Basic & Diluted	1.75	1.67	3.41

BALANCE SHEET

(INR In Million)

SOURCES OF FUNDS	30.09.2018 (Unaudited)
I. EQUITY AND LIABILITIES	
(1) Shareholders' Funds	
(a) Share Capital	1290.900
(b) Reserves & Surplus	33552.300
(c) Money received against share warrants	0.000
(2) Share Application money pending allotment	0.000
Total Shareholders' Funds (1) + (2)	34843.200
(3) Non-Current Liabilities	
(a) long-term borrowings	0.000
(b) Deferred tax liabilities (Net)	184.700
(c) Other long term liabilities	0.000
(d) long-term provisions	0.000
(e) Employee benefit obligations	96.100
Total Non-current Liabilities (3)	280.800
(4) Current Liabilities	
(a) Short term borrowings	1287.000
(b) Trade payables	6490.800

DISCLAIMER : This Report is **PRIVATE & CONFIDENTIAL** and it is prepared at the request of and for its use by the Subscriber only. The Subscriber shall use the contents of the Report merely as an aid to its business. Mira Inform Private Limited ("MIPL") has collated information/data in the Report, which have not been verified unless otherwise specifically mentioned in the Report. The Subscriber shall independently verify the accuracy and correctness of the information/data before in any way acting upon the same. MIPL shall not be liable for any harm, injury, loss or damage caused to the Subscriber due to default by the Subscriber's debtors/beneficiaries in fulfilling their obligations of any nature whatsoever. This Report or any of its portion shall not be used as a documentary evidence or otherwise before any investigative agencies or forum of law. This Report is confidential and proprietary to MIPL. The Subscriber and/or any other person(s) may not reproduce, publish or disclose any of the contents of the Report to others without the express authorization of MIPL. This Report is prepared and issued to the Subscriber without any risk, responsibility or liability on the part of MIPL or its officials.

MARICO LIMITED - 540379

PAGE NO. : 33

(c) Other current liabilities	1679.400
(d) Short-term provisions	571.300
(e) Employee benefit obligations	321.100
Total Current Liabilities (4)	10349.600
TOTAL	45473.600
II. ASSETS	
(1) Non-current assets	
(a) Fixed Assets	
(i) Tangible assets	4574.600
(ii) Intangible Assets	197.900
(iii) Capital work-in-progress	747.100
(iv) Intangible assets under development	0.000
(b) Non-current Investments	10722.600
(c) Deferred tax assets (net)	0.000
(d) Long-term Loan and Advances	39.100
(e) Other Non-current assets	898.200
Total Non-Current Assets	17179.500
(2) Current assets	
(a) Current investments	8437.400
(b) Inventories	10397.300
(c) Trade receivables	5268.600
(d) Cash and cash equivalents	1516.200
(e) Short-term loans and advances	26.800
(f) Other current assets	2647.800
Total Current Assets	28294.100
TOTAL	45473.600

CONTINGENT LIABILITIES:

(INR in million)

PARTICULARS	31.03.2018	31.03.2017
Disputed tax demands / claims :		
Sales tax	792.300	222.600
Income tax	842.100	598.900
Customs duty	2.500	2.500
Employees state insurance corporation	1.800	1.800
Excise duty on subcontractors	7.800	5.400
Service Tax	3.400	3.400
Excise duty on By-Product	63.500	63.500
Excise duty on Oats	279.900	279.900
Claims against the Company not acknowledged as debts	0.800	0.800
Guarantees excluding financial guarantees:		
Corporate guarantees given to banks on behalf of Broadcast Audience	6.000	6.000

DISCLAIMER : This Report is **PRIVATE & CONFIDENTIAL** and it is prepared at the request of and for its use by the Subscriber only. The Subscriber shall use the contents of the Report merely as an aid to its business. Mira Inform Private Limited ("MIPL") has collated information/data in the Report, which have not been verified unless otherwise specifically mentioned in the Report. The Subscriber shall independently verify the accuracy and correctness of the information/data before in any way acting upon the same. MIPL shall not be liable for any harm, injury, loss or damage caused to the Subscriber due to default by the Subscriber's debtors/beneficiaries in fulfilling their obligations of any nature whatsoever. This Report or any of its portion shall not be used as a documentary evidence or otherwise before any investigative agencies or forum of law. This Report is confidential and proprietary to MIPL. The Subscriber and/or any other person(s) may not reproduce, publish or disclose any of the contents of the Report to others without the express authorization of MIPL. This Report is prepared and issued to the Subscriber without any risk, responsibility or liability on the part of MIPL or its officials.

Research Council (BARC)		
Corporate guarantees given to banks on behalf of subsidiaries for credit and other facilities granted by banks. (Credit and other facilities availed by the subsidiaries as at the year end - INR 1664.100 Million). These corporate guarantees are given for working capital requirement and are generally renewed every year.	1742.000	--
Stand by Letter of Credit (SBLC) issued by the Company's banks on behalf of subsidiaries for credit and other facilities granted by banks. (Credit and other facilities availed by the subsidiaries as at the year ended 31st March, 2017 was INR 1209.000 Million).	--	1368.300
It is not practicable for the Company to estimate the timing of cash outflows, if any, in respect of the above contingent liabilities pending resolution of the respective proceedings.		

FIXED ASSETS

- Freehold Land
- Leasehold Land
- Building
- Plant and Equipment
- Furniture and Fixtures
- Vehicles
- Office Equipment
- Leasehold Improvement

CMT REPORT (Corruption, Money Laundering & Terrorism]

The Public Notice information has been collected from various sources including but not limited to: **The Courts, India Prisons Service, Interpol, etc.**

1] INFORMATION ON DESIGNATED PARTY

No exist designating subject or any of its beneficial owners, controlling shareholders or senior officers as terrorist or terrorist organization or whom notice had been received that all financial transactions involving their assets have been blocked or convicted, found guilty or against whom a judgement or order had been entered in a proceedings for violating money-laundering, anti-corruption or bribery or international economic or anti-terrorism sanction laws or whose assets were seized, blocked, frozen or ordered forfeited for violation of money laundering or international anti-terrorism laws.

2] Court Declaration :

No records exist to suggest that subject is or was the subject of any formal or informal allegations, prosecutions or other official proceeding for making any prohibited payments or other improper payments to government officials for engaging in prohibited transactions or with designated parties.

3] Asset Declaration :

No records exist to suggest that the property or assets of the subject are derived from criminal conduct or a prohibited transaction.

4] Record on Financial Crime :

Charges or conviction registered against subject: **None**

5] Records on Violation of Anti-Corruption Laws :

Charges or investigation registered against subject: **None**

6] Records on Int'l Anti-Money Laundering Laws/Standards :

Charges or investigation registered against subject: **None**

7] Criminal Records

No available information exist that suggest that subject or any of its principals have been formally charged or convicted by a competent governmental authority for any financial crime or under any formal investigation by a competent government authority for any violation of anti-corruption laws or international anti-money laundering laws or standard.

8] Affiliation with Government :

No record exists to suggest that any director or indirect owners, controlling shareholders, director, officer or employee of the company is a government official or a family member or close business associate of a Government official.

9] Compensation Package :

Our market survey revealed that the amount of compensation sought by the subject is fair and reasonable and comparable to compensation paid to others for similar services.

10] Press Report :

No press reports / filings exists on the subject.

CORPORATE GOVERNANCE

MIRA INFORM as part of its Due Diligence do provide comments on Corporate Governance to identify management and governance. These factors often have been predictive and in some cases have created vulnerabilities to credit deterioration.

Our Governance Assessment focuses principally on the interactions between a company's management, its Board of Directors, Shareholders and other financial stakeholders.

CONTRAVENTION

Subject is not known to have contravened any existing local laws, regulations or policies that prohibit, restrict or otherwise affect the terms and conditions that could be included in the agreement with the subject.

FOREIGN EXCHANGE RATES

Currency	Unit	INR
US Dollar	1	INR 71.26
UK Pound	1	INR 91.15
Euro	1	INR 81.09

INFORMATION DETAILS

Information Gathered by :	PRT
Analysis Done by :	PRY
Report Prepared by :	SUD

SCORE FACTORS

DEMERIT POINTS		
--BANK CHARGES	YES/NO	YES
--LITIGATION	YES/NO	YES
--OTHER ADVERSE INFORMATION	YES/NO	NO
MERIT POINTS		
--SOLE DISTRIBUTORSHIP	YES/NO	NO
--EXPORT ACTIVITIES	YES/NO	NO
--AFFILIATION	YES/NO	YES
--LISTED	YES/NO	YES
--OTHER MERIT FACTORS	YES/NO	YES

RATING EXPLANATIONS

Credit Rating	Explanation	Rating Comments
A++	Minimum Risk	Business dealings permissible with minimum risk of default
A+	Low Risk	Business dealings permissible with low risk of default
A	Acceptable Risk	Business dealings permissible with moderate risk of default
B	Medium Risk	Business dealings permissible on a regular monitoring basis
C	Medium High Risk	Business dealings permissible preferably on secured basis
D	High Risk	Business dealing not recommended or on secured terms only
NB	New Business	No recommendation can be done due to business in infancy stage
NT	No Trace	No recommendation can be done as the business is not traceable

NB is stated where there is insufficient information to facilitate rating. However, it is not to be considered as unfavourable.

This score serves as a reference to assess SC's credit risk and to set the amount of credit to be extended. It is calculated from a composite of weighted scores obtained from each of the major sections of this report. The assessed factors are as follows:

- Financial condition covering various ratios
- Company background and operations size
- Promoters / Management background
- Payment record
- Litigation against the subject
- Industry scenario / competitor analysis
- Supplier / Customer / Banker review (wherever available)

DISCLAIMER : This Report is **PRIVATE & CONFIDENTIAL** and it is prepared at the request of and for its use by the Subscriber only. The Subscriber shall use the contents of the Report merely as an aid to its business. Mira Inform Private Limited ("MIPL") has collated information/data in the Report, which have not been verified unless otherwise specifically mentioned in the Report. The Subscriber shall independently verify the accuracy and correctness of the information/data before in any way acting upon the same. MIPL shall not be liable for any harm, injury, loss or damage caused to the Subscriber due to default by the Subscriber's debtors/beneficiaries in fulfilling their obligations of any nature whatsoever. This Report or any of its portion shall not be used as a documentary evidence or otherwise before any investigative agencies or forum of law. This Report is confidential and proprietary to MIPL. The Subscriber and/or any other person(s) may not reproduce, publish or disclose any of the contents of the Report to others without the express authorization of MIPL. This Report is prepared and issued to the Subscriber without any risk, responsibility or liability on the part of MIPL or its officials.