

## MIRA INFORM REPORT

Report No. :	540424
Report Date :	22.11.2018

### IDENTIFICATION DETAILS

Name :	MINERA STEEL AND POWER PRIVATE LIMITED (w.e.f. 11.02.2011)
Formerly Known As :	KMMI STEEL PRIVATE LIMITED
Registered Office :	Presitige Minera, No.6, 3 <sup>rd</sup> Floor Main Guard Cross Road, Shivajinagar, Bangalore – 560001, Karnataka
Mobile No.:	91-9480823453 (Mr. Siddhesh)
Country :	India
Financials (as on) :	31.03.2018
Date of Incorporation :	15.02.2006
CIN No.: [Company Identification No.]	U27101KA2006PTC038481
Capital Investment / Paid-up Capital :	INR 990.000 Million
PAN No.: [Permanent Account No.]	AACCK7567M
GSTN : [Goods & Service Tax Registration No.]	29AACCK7567M1ZR
Legal Form :	Private Limited Liability Company
Line of Business :	The Company is engaged in the Manufacturer and Sale of Iron and steel products viz., Iron Ore Pellets, Sponge iron & billets etc. (Registered Activity)
No. of Employees :	Information denied by the management

### RATING & COMMENTS

(Mira Inform has adopted New Rating mechanism w.e.f. 23<sup>rd</sup> January 2017)

**MIRA's Rating :** **A**

**DISCLAIMER :** This Report is **PRIVATE & CONFIDENTIAL** and it is prepared at the request of and for its use by the Subscriber only. The Subscriber shall use the contents of the Report merely as an aid to its business. Mira Inform Private Limited ("MIPL") has collated information/data in the Report, which have not been verified unless otherwise specifically mentioned in the Report. The Subscriber shall independently verify the accuracy and correctness of the information/data before in any way acting upon the same. MIPL shall not be liable for any harm, injury, loss or damage caused to the Subscriber due to default by the Subscriber's debtors/beneficiaries in fulfilling their obligations of any nature whatsoever. This Report or any of its portion shall not be used as a documentary evidence or otherwise before any investigative agencies or forum of law. This Report is confidential and proprietary to MIPL. The Subscriber and/or any other person(s) may not reproduce, publish or disclose any of the contents of the Report to others without the express authorization of MIPL. This Report is prepared and issued to the Subscriber without any risk, responsibility or liability on the part of MIPL or its officials.

Credit Rating	Explanation	Rating Comments
A	Acceptable Risk	Business dealings permissible with moderate risk of default

<b>Status :</b>	Satisfactory
<b>Payment Behaviour :</b>	Slow but correct
<b>Litigation :</b>	Clear
<b>Comments :</b>	<p>Subject was incorporated in the year 2006 and it is a manufacturer of direct reduction of iron (sponge iron) and other spongy ferrous products.</p> <p>As per financials of March 2018, the company has registered a growth of 42.14% in its revenue as compared to its previous year's revenue and has reported average profit margin of 2.06%.</p> <p>Rating takes into consideration the company's satisfactory track record of business operations marked by healthy net worth base along with average debt coverage indicators and decent liquidity position.</p> <p>However, rating strength is partially offset by low reserves level and huge working capital requirement metal industry.</p> <p>Payment seems to be slow but correct.</p> <p>In view of aforesaid, the company can considered for business dealings at usual trade terms and conditions.</p>

**NOTES :**

Any query related to this report can be made on e-mail : [infodept@mirainform.com](mailto:infodept@mirainform.com) while quoting report number, name and date.

**ECGC Country Risk Classification List**

Country Name	Previous Rating (30.06.2018)	Current Rating (30.09.2018)
India	A1	A1

Risk Category	ECGC Classification
Insignificant	A1
Low Risk	A2
Moderately Low Risk	B1
Moderate Risk	B2
Moderately High Risk	C1
High Risk	C2
Very High Risk	D

**EXTERNAL AGENCY RATING**

**NOT AVAILABLE**

**RBI DEFAULTERS' LIST STATUS**

Subject's name is not enlisted as a defaulter in the publicly available RBI Defaulters' list.

**EPF (Employee Provident Fund) DEFAULTERS' LIST STATUS**

Subject's name is not enlisted as a defaulter in the publicly available EPF (Employee Provident Fund) Defaulters' list as of 31-03-2018.

**BIFR (Board for Industrial & Financial Reconstruction) LISTING STATUS**

Subject's name is not listed as a Sick Unit in the publicly available BIFR (Board for Industrial & Financial Reconstruction) list as of 22.11.2018

**IBBI (Insolvency and Bankruptcy Board of India) LISTING STATUS**

Subject's name is not listed in the publicly available IBBI (Insolvency and Bankruptcy Board of India) list as of report date.

**INFORMATION DENIED BY**

<b>Name :</b>	Mr. Siddhesh
<b>Designation :</b>	Finance Manager

**DISCLAIMER :** This Report is **PRIVATE & CONFIDENTIAL** and it is prepared at the request of and for its use by the Subscriber only. The Subscriber shall use the contents of the Report merely as an aid to its business. Mira Inform Private Limited ("MIPL") has collated information/data in the Report, which have not been verified unless otherwise specifically mentioned in the Report. The Subscriber shall independently verify the accuracy and correctness of the information/data before in any way acting upon the same. MIPL shall not be liable for any harm, injury, loss or damage caused to the Subscriber due to default by the Subscriber's debtors/beneficiaries in fulfilling their obligations of any nature whatsoever. This Report or any of its portion shall not be used as a documentary evidence or otherwise before any investigative agencies or forum of law. This Report is confidential and proprietary to MIPL. The Subscriber and/or any other person(s) may not reproduce, publish or disclose any of the contents of the Report to others without the express authorization of MIPL. This Report is prepared and issued to the Subscriber without any risk, responsibility or liability on the part of MIPL or its officials.

<b>Contact No.:</b>	91-9480823453
<b>Date :</b>	19.11.2018

**Management non-cooperative (Tel No.: 91-80-25550559)**

**LOCATIONS**

<b>Registered Office :</b>	Presitige Minera, No.6, 3 <sup>rd</sup> Floor Main Guard Cross Road, Shivajinagar, Bangalore – 560001, Karnataka, India
<b>Tel. No.:</b>	91-80-25550559/ 41692666/ 3666/ 4666
<b>Mobile No.:</b>	91-9480823453 (Mr. Siddhesh)
<b>Fax No.:</b>	91-80-41691666
<b>E-Mail :</b>	<a href="mailto:ncsreddy@mineragroup.com">ncsreddy@mineragroup.com</a> <a href="mailto:blroffice@mineragroup.com">blroffice@mineragroup.com</a>
<b>Website :</b>	<a href="http://www.mineragroup.com">www.mineragroup.com</a>
<b>Works :</b>	Yerabanahally Village, Taluka: Sandur, Bellary – 583115, Karnataka, India
<b>Tel. No.:</b>	91-8392-237801 / 237807
<b>Fax No.:</b>	91-8392-237899

**DIRECTORS**

**AS ON 31.03.2018**

<b>Name :</b>	Mr. Tanveer Ahmed		
<b>Designation :</b>	Managing Director		
<b>Address :</b>	No. 54, Mubarak Manzil, Cantonment, Bellary - 583104, Karnataka, India		
<b>Date of Birth/Age :</b>	27.01.1980		
<b>Qualification :</b>	BS, USA		
<b>Date of Appointment :</b>	10.10.2014		
<b>PAN No.:</b>	AGJPA0949F		
<b>DIN No.:</b>	00487144		
<b>Other Directorship:</b>			
<b>CIN/FCRN</b>	<b>Company Name</b>	<b>Begin Date</b>	<b>End Date</b>
U13100GA2006PTC004866	INTEGRATED MINERAL RESOURCES PRIVATE LIMITED	01/11/2006	-
U35911KA2005PTC036545	HOTHUR MOTORS PRIVATE LIMITED	14/06/2005	-
<b>Name :</b>	Hanumantha Reddy Thunga		
<b>Designation :</b>	Director		
<b>Address :</b>	Plot No 21 Aiswerya Colony Cantonment, Bellary-583104, Karnataka, India		
<b>Date of Appointment :</b>	26.07.2016		
<b>DIN No.:</b>	07570589		

**DISCLAIMER :** This Report is **PRIVATE & CONFIDENTIAL** and it is prepared at the request of and for its use by the Subscriber only. The Subscriber shall use the contents of the Report merely as an aid to its business. Mira Inform Private Limited ("MIPL") has collated information/data in the Report, which have not been verified unless otherwise specifically mentioned in the Report. The Subscriber shall independently verify the accuracy and correctness of the information/data before in any way acting upon the same. MIPL shall not be liable for any harm, injury, loss or damage caused to the Subscriber due to default by the Subscriber's debtors/beneficiaries in fulfilling their obligations of any nature whatsoever. This Report or any of its portion shall not be used as a documentary evidence or otherwise before any investigative agencies or forum of law. This Report is confidential and proprietary to MIPL. The Subscriber and/or any other person(s) may not reproduce, publish or disclose any of the contents of the Report to others without the express authorization of MIPL. This Report is prepared and issued to the Subscriber without any risk, responsibility or liability on the part of MIPL or its officials.

<b>Name :</b>	Nafisa Noor		
<b>Designation :</b>	Director		
<b>Address :</b>	No. 54, Mubarak Manzil, Cantonment, Bellary - 583104, Karnataka, India		
<b>Date of Appointment :</b>	15.12.2006		
<b>DIN No.:</b>	00487121		
<b>Other Directorship:</b>			
	<b>CIN/FCRN</b>	<b>Company Name</b>	<b>Begin Date</b>
	U35911KA2005PTC036545	HOTHUR MOTORS PRIVATE LIMITED	14/06/2005
	U40101KA2003PTC032141	LIMBAVALI POWER PRIVATE LIMITED	30/09/2010

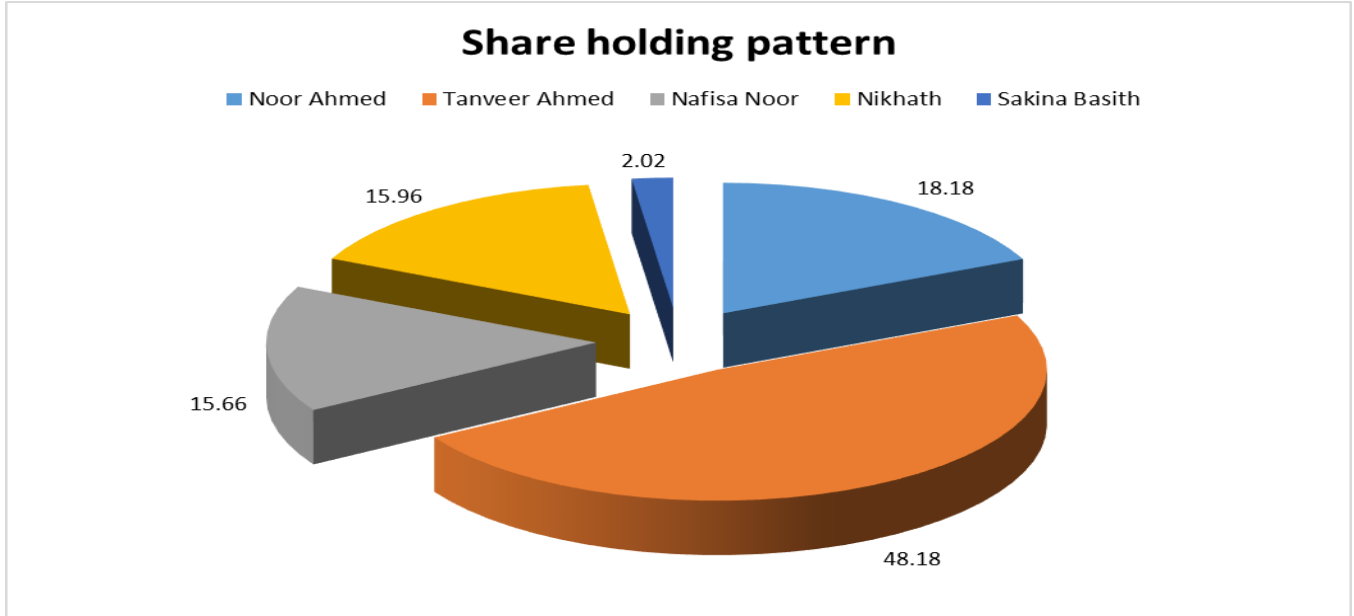
**KEY EXECUTIVES**

<b>Name :</b>	Mr. Chandrasekhar Reddy Nagarimadugu
<b>Designation :</b>	Company Secretary
<b>Address :</b>	Flat No. S 2 NLR Residency 13 Krishnappa Layout, Sanjaynagar, Bangalore - 560094, Karnataka, India
<b>Date of Appointment :</b>	03.06.2015
<b>PAN No.:</b>	AAAPR0783M
<b>Name :</b>	Mr. Siddhesh
<b>Designation :</b>	Finance Manager

**MAJOR SHAREHOLDERS**

**AS ON 31.03.2018**

<b>Names of Shareholders</b>	<b>No. of Shares</b>	<b>%age</b>
Noor Ahmed	18000000	18.18
Tanveer Ahmed	47700000	48.18
Nafisa Noor	15500000	15.66
Nikhath	15800000	15.96
Sakina Basith	2000000	2.02
<b>Total</b>	<b>99000000</b>	<b>100.00</b>



**Equity Share Break up (Percentage of Total Equity)**

**AS ON 03.09.2018**

Category	Percentage
Promoters- Individual/Hindu Undivided Family- Indian	100.00
<b>Total</b>	<b>100.00</b>

**BUSINESS DETAILS**

<b>Line of Business :</b>	The Company is engaged in the Manufacturer and Sale of Iron and steel products viz., Iron Ore Pellets, Sponge iron & billets etc. (Registered Activity)	
<b>Products / Services :</b>	<b>Name and Description of main products / services</b>	<b>NIC Code of the Product/service</b>
	Sponge Iron	73071110
	MS Billets	72071920
	Power	27160000
	Coal	27011920
	Iron Ore Pellets	25020000
	Scrap & Others	59100090
<b>Brand Names :</b>	Not Available	
<b>Agencies Held :</b>	Not Available	

**DISCLAIMER :** This Report is **PRIVATE & CONFIDENTIAL** and it is prepared at the request of and for its use by the Subscriber only. The Subscriber shall use the contents of the Report merely as an aid to its business. Mira Inform Private Limited ("MIPL") has collated information/data in the Report, which have not been verified unless otherwise specifically mentioned in the Report. The Subscriber shall independently verify the accuracy and correctness of the information/data before in any way acting upon the same. MIPL shall not be liable for any harm, injury, loss or damage caused to the Subscriber due to default by the Subscriber's debtors/beneficiaries in fulfilling their obligations of any nature whatsoever. This Report or any of its portion shall not be used as a documentary evidence or otherwise before any investigative agencies or forum of law. This Report is confidential and proprietary to MIPL. The Subscriber and/or any other person(s) may not reproduce, publish or disclose any of the contents of the Report to others without the express authorization of MIPL. This Report is prepared and issued to the Subscriber without any risk, responsibility or liability on the part of MIPL or its officials.

<b>Exports :</b>	Not Divulged
<b>Imports :</b>	Not Divulged
<b>Terms :</b>	Not Divulged

**PRODUCTION STATUS – (NOT AVAILABLE)**

**GENERAL INFORMATION**

<b>Suppliers :</b>	<b>Reference :</b>	Not Divulged
	<b>Name of the Person :</b>	--
	<b>Contact No.:</b>	--
	<b>Since How Long Known :</b>	--
	<b>Maximum Limit Dealt :</b>	--
	<b>Experience :</b>	--
	<b>Remark:</b>	--
<b>Customers :</b>	<b>Reference :</b>	Not Divulged
	<b>Name of the Person :</b>	--
	<b>Contact No.:</b>	--
	<b>Since How Long Known :</b>	--
	<b>Maximum Limit Dealt :</b>	--
	<b>Experience :</b>	--
	<b>Remark:</b>	--
<b>No. of Employees :</b>	Information denied by the management	
<b>Bankers :</b>	<b>Banker Name :</b>	State Bank of India
	<b>Branch :</b>	Overseas Branch(6861),No 65,St Marks Road, Bangalore - 560001, Karnataka, India
	<b>Person Name (With Designation) :</b>	--
	<b>Contact Number :</b>	--
	<b>Name of Account Holder :</b>	--
	<b>Account Number :</b>	--
	<b>Account Since (Date/Year of Account Opening) :</b>	--
	<b>Average Balance Maintained :</b>	--
	<b>Credit Facilities Enjoyed (CC/OD/Term Loan) :</b>	--
	<b>Account Operation :</b>	--
	<b>Remark :</b>	--

**DISCLAIMER :** This Report is **PRIVATE & CONFIDENTIAL** and it is prepared at the request of and for its use by the Subscriber only. The Subscriber shall use the contents of the Report merely as an aid to its business. Mira Inform Private Limited ("MIPL") has collated information/data in the Report, which have not been verified unless otherwise specifically mentioned in the Report. The Subscriber shall independently verify the accuracy and correctness of the information/data before in any way acting upon the same. MIPL shall not be liable for any harm, injury, loss or damage caused to the Subscriber due to default by the Subscriber's debtors/beneficiaries in fulfilling their obligations of any nature whatsoever. This Report or any of its portion shall not be used as a documentary evidence or otherwise before any investigative agencies or forum of law. This Report is confidential and proprietary to MIPL. The Subscriber and/or any other person(s) may not reproduce, publish or disclose any of the contents of the Report to others without the express authorization of MIPL. This Report is prepared and issued to the Subscriber without any risk, responsibility or liability on the part of MIPL or its officials.

Facilities :	Secured Loan	31.03.2018 (INR in Million)	31.03.2017 (INR in Million)
	<b>Long-term Borrowings</b>		
Rupee term loans from banks		1047.660	1228.995
Other loans and advances		108.445	18.168
<b>Short-term borrowings</b>			
Working capital loans from banks		615.174	864.149
<b>Total</b>		<b>1771.280</b>	<b>2111.312</b>

<b>Auditors :</b>	
<b>Name :</b>	Singhvi, Dev and Unni Chartered Accountants
<b>Address :</b>	No.29/4, 6th Floor, Trade Centre, Race Course Road, Bangalore – 560001, Karnataka, India
<b>PAN N Income-tax PAN of auditor or auditor's firm :</b>	AAEFS6338K
<b>Memberships :</b>	Not Available
<b>Collaborators :</b>	Not Available
<b>Subsidiary company :</b>	<ul style="list-style-type: none"> <li>Newgen Resources Pte. Limited, Singapore</li> </ul>
<b>Enterprises which are owned, or have significant influence of or are partners with Key management personnel and their relatives :</b>	<ul style="list-style-type: none"> <li>Hothur Motors Private Limited, India</li> <li>Limbavali Power Private Limited</li> <li>Kariganur Mineral Mining Industry Private Limited</li> <li>Trident Mineral Resources Private Limited</li> </ul>
<b>Enterprises under common control /controlled by Relatives (EUCC) :</b>	<ul style="list-style-type: none"> <li>Trident Minerals- 100%EOU, Bellary</li> <li>Integrated Mineral Resources Private Limited</li> <li>Trident Minerals – Hospet</li> <li>Mehaboob Transport Company, Bellary</li> <li>Hothur Traders, Bellary</li> <li>Kariganur Iron and Steel Private Limited, Hospet</li> </ul>

## CAPITAL STRUCTURE

**AS ON 03.09.2018**

### Authorised Capital :

No. of Shares	Type	Value	Amount
110000000	Equity Shares	INR 10/- each	INR 1100.000

**DISCLAIMER :** This Report is **PRIVATE & CONFIDENTIAL** and it is prepared at the request of and for its use by the Subscriber only. The Subscriber shall use the contents of the Report merely as an aid to its business. Mira Inform Private Limited ("MIPL") has collated information/data in the Report, which have not been verified unless otherwise specifically mentioned in the Report. The Subscriber shall independently verify the accuracy and correctness of the information/data before in any way acting upon the same. MIPL shall not be liable for any harm, injury, loss or damage caused to the Subscriber due to default by the Subscriber's debtors/beneficiaries in fulfilling their obligations of any nature whatsoever. This Report or any of its portion shall not be used as a documentary evidence or otherwise before any investigative agencies or forum of law. This Report is confidential and proprietary to MIPL. The Subscriber and/or any other person(s) may not reproduce, publish or disclose any of the contents of the Report to others without the express authorization of MIPL. This Report is prepared and issued to the Subscriber without any risk, responsibility or liability on the part of MIPL or its officials.

			Million

**Issued, Subscribed & Paid-up Capital :**

No. of Shares	Type	Value	Amount
99000000	Equity Shares	INR 10/- each	INR 990.000 Million

**FINANCIAL DATA**  
*[all figures are INR Million]*

**ABRIDGED BALANCE SHEET (STANDALONE)**

SOURCES OF FUNDS	31.03.2018	31.03.2017	31.03.2016
<b>I. EQUITY AND LIABILITIES</b>			
(1) Shareholders' Funds			
(a) Share Capital	990.000	990.000	600.000
(b) Reserves and Surplus	804.214	679.888	340.766
(c) Money received against share warrants	0.000	0.000	0.000
(2) Share Application money pending allotment	0.000	0.000	0.000
<b>Total Shareholders' Funds (1) + (2)</b>	<b>1794.214</b>	<b>1669.888</b>	<b>940.766</b>
(3) Non-Current Liabilities			
(a) long-term borrowings	1156.105	1247.163	1338.465
(b) Deferred tax liabilities (Net)	174.941	127.459	300.723
(c) Other long-term liabilities	0.000	0.000	0.000
(d) long-term provisions	2.753	0.000	0.000
<b>Total Non-current Liabilities (3)</b>	<b>1333.799</b>	<b>1374.622</b>	<b>1639.188</b>
(4) Current Liabilities			
(a) Short-term borrowings	615.174	864.149	1204.802
(b) Trade payables	551.508	569.106	520.257
(c) Other current liabilities	192.560	181.963	305.568
(d) Short-term provisions	39.038	38.458	0.000
<b>Total Current Liabilities (4)</b>	<b>1398.280</b>	<b>1653.676</b>	<b>2030.627</b>
<b>TOTAL</b>	<b>4526.293</b>	<b>4698.186</b>	<b>4610.581</b>
<b>II. ASSETS</b>			
(1) Non-current assets			
(a) Fixed Assets			
(i) Tangible assets	2574.390	2740.894	2887.210
(ii) Intangible Assets	0.897	0.000	0.000
(iii) Tangible assets capital work-in-progress	193.903	193.798	193.798
(iv) Intangible assets under development	0.000	0.000	0.000
(b) Non-current Investments	103.835	103.835	0.000
(c) Deferred tax assets (net)	0.000	0.000	0.000
(d) Long-term loans and advances	56.469	17.618	8.198
(e) Other Non-current assets	0.000	0.000	0.000
<b>Total Non-Current Assets</b>	<b>2929.494</b>	<b>3056.145</b>	<b>3089.206</b>

**DISCLAIMER** : This Report is **PRIVATE & CONFIDENTIAL** and it is prepared at the request of and for its use by the Subscriber only. The Subscriber shall use the contents of the Report merely as an aid to its business. Mira Inform Private Limited ("MIPL") has collated information/data in the Report, which have not been verified unless otherwise specifically mentioned in the Report. The Subscriber shall independently verify the accuracy and correctness of the information/data before in any way acting upon the same. MIPL shall not be liable for any harm, injury, loss or damage caused to the Subscriber due to default by the Subscriber's debtors/beneficiaries in fulfilling their obligations of any nature whatsoever. This Report or any of its portion shall not be used as a documentary evidence or otherwise before any investigative agencies or forum of law. This Report is confidential and proprietary to MIPL. The Subscriber and/or any other person(s) may not reproduce, publish or disclose any of the contents of the Report to others without the express authorization of MIPL. This Report is prepared and issued to the Subscriber without any risk, responsibility or liability on the part of MIPL or its officials.

(2) Current assets			
(a) Current investments	0.000	0.000	103.835
(b) Inventories	898.305	888.791	740.160
(c) Trade receivables	176.987	213.139	247.878
(d) Cash and bank balances	92.167	131.985	46.435
(e) Short-term loans and advances	397.324	360.749	175.224
(f) Other current assets	32.016	47.377	207.843
<b>Total Current Assets</b>	<b>1596.799</b>	<b>1642.041</b>	<b>1521.375</b>
<b>TOTAL</b>	<b>4526.293</b>	<b>4698.186</b>	<b>4610.581</b>

**PROFIT & LOSS ACCOUNT (STANDALONE)**

	<b>PARTICULARS</b>	<b>31.03.2018</b>	<b>31.03.2017</b>	<b>31.03.2016</b>
	<b>SALES</b>			
	Revenue from operations	6038.288	4248.012	4372.420
	Other Income	24.998	279.529	5.517
	<b>TOTAL</b>	<b>6063.286</b>	<b>4527.541</b>	<b>4377.937</b>
<b>Less</b>	<b>EXPENSES</b>			
	Cost of Materials Consumed	4480.545	3266.482	2076.952
	Purchases of Stock-in-Trade	2.529	17.550	0.000
	Changes in inventories of finished goods, work-in-progress and Stock-in-Trade	49.886	(175.770)	279.364
	Employee benefit expense	158.796	127.979	108.174
	Other expenses	774.868	645.865	1528.343
	<b>TOTAL</b>	<b>5466.624</b>	<b>3882.106</b>	<b>3992.833</b>
	<b>PROFIT/ (LOSS) BEFORE INTEREST, TAX, DEPRECIATION AND AMORTISATION</b>	<b>596.662</b>	<b>645.435</b>	<b>385.104</b>
<b>Less</b>	<b>FINANCIAL EXPENSES</b>	252.650	295.902	315.462
	<b>PROFIT / (LOSS) BEFORE TAX, DEPRECIATION AND AMORTISATION</b>	<b>344.012</b>	<b>349.533</b>	<b>69.642</b>
<b>Less/ Add</b>	<b>DEPRECIATION/ AMORTISATION</b>	180.070	181.041	220.626
	<b>PROFIT/ (LOSS) BEFORE TAX</b>	<b>163.942</b>	<b>168.492</b>	<b>(150.984)</b>
<b>Less</b>	<b>TAX</b>	39.616	(170.630)	35.701
	<b>PROFIT/ (LOSS) AFTER TAX</b>	<b>124.326</b>	<b>339.122</b>	<b>(186.685)</b>
	<b>Earnings / (Loss) Per Share (INR)</b>	<b>1.26</b>	<b>4.80</b>	<b>(3.11)</b>

**DISCLAIMER** : This Report is **PRIVATE & CONFIDENTIAL** and it is prepared at the request of and for its use by the Subscriber only. The Subscriber shall use the contents of the Report merely as an aid to its business. Mira Inform Private Limited ("MIPL") has collated information/data in the Report, which have not been verified unless otherwise specifically mentioned in the Report. The Subscriber shall independently verify the accuracy and correctness of the information/data before in any way acting upon the same. MIPL shall not be liable for any harm, injury, loss or damage caused to the Subscriber due to default by the Subscriber's debtors/beneficiaries in fulfilling their obligations of any nature whatsoever. This Report or any of its portion shall not be used as a documentary evidence or otherwise before any investigative agencies or forum of law. This Report is confidential and proprietary to MIPL. The Subscriber and/or any other person(s) may not reproduce, publish or disclose any of the contents of the Report to others without the express authorization of MIPL. This Report is prepared and issued to the Subscriber without any risk, responsibility or liability on the part of MIPL or its officials.

**CURRENT MATURITIES OF LONG TERM DEBT DETAILS**

Particulars	31.03.2018	31.03.2017	31.03.2016
Current Maturities of Long term debt	94.716	78.428	172.275
Cash generated from operations	NA	NA	NA
Net cash flows from (used in) operations	634.996	451.488	173.433
Net cash flows from (used in) operating activities	560.402	450.610	137.732

**KEY RATIOS**

**EFFICIENCY RATIOS**

PARTICULARS	31.03.2018	31.03.2017	31.03.2016
Average Collection Days (Sundry Debtors / Income * 365 Days)	10.70	18.31	20.69
Account Receivables Turnover (Income / Sundry Debtors)	34.12	19.93	17.64
Average Payment Days (Sundry Creditors / Purchases * 365 Days)	44.90	63.25	91.43
Inventory Turnover (Operating Income / Inventories)	0.66	0.73	0.52
Asset Turnover (Operating Income / Net Fixed Assets)	0.22	0.22	0.12

**LEVERAGE RATIOS**

PARTICULARS	31.03.2018	31.03.2017	31.03.2016
Debt Ratio ((Borrowing + Current Liabilities) / Total Assets)	0.59	0.63	0.77
Debt Equity Ratio (Total Liability / Networth)	1.04	1.31	2.89
Current Liabilities to Networth (Current Liabilities / Net Worth)	0.78	0.99	2.16
Fixed Assets to Networth (Net Fixed Assets / Networth)	1.54	1.76	3.27
Interest Coverage Ratio (PBIT / Financial Charges)	2.36	2.18	1.22

**DISCLAIMER** : This Report is **PRIVATE & CONFIDENTIAL** and it is prepared at the request of and for its use by the Subscriber only. The Subscriber shall use the contents of the Report merely as an aid to its business. Mira Inform Private Limited ("MIPL") has collated information/data in the Report, which have not been verified unless otherwise specifically mentioned in the Report. The Subscriber shall independently verify the accuracy and correctness of the information/data before in any way acting upon the same. MIPL shall not be liable for any harm, injury, loss or damage caused to the Subscriber due to default by the Subscriber's debtors/beneficiaries in fulfilling their obligations of any nature whatsoever. This Report or any of its portion shall not be used as a documentary evidence or otherwise before any investigative agencies or forum of law. This Report is confidential and proprietary to MIPL. The Subscriber and/or any other person(s) may not reproduce, publish or disclose any of the contents of the Report to others without the express authorization of MIPL. This Report is prepared and issued to the Subscriber without any risk, responsibility or liability on the part of MIPL or its officials.

**PROFITABILITY RATIOS**

PARTICULARS		31.03.2018	31.03.2017	31.03.2016
Net Profit Margin ((PAT / Sales) * 100)	%	2.06	7.98	(4.27)
Return on Total Assets ((PAT / Total Assets) * 100)	%	2.75	7.22	(4.05)
Return on Investment (ROI) ((PAT / Networth) * 100)	%	6.93	20.31	(19.84)

**SOLVENCY RATIOS**

PARTICULARS		31.03.2018	31.03.2017	31.03.2016
Current Ratio (Current Assets / Current Liabilities)		1.14	0.99	0.75
Quick Ratio ((Current Assets – Inventories) / Current Liabilities)		0.50	0.46	0.38
G-Score Ratio Financial (Networth / Total Assets)		0.40	0.36	0.20
G-Score Ratio Debt (Debts / Equity Capital)		1.88	2.21	4.53
G-Score Ratio Liquidity (Total Current Assets / Total Current Liabilities)		1.14	0.99	0.75

Total Liability = Short-term Debt + Long-term Debt + Current Maturities of Long-term debts

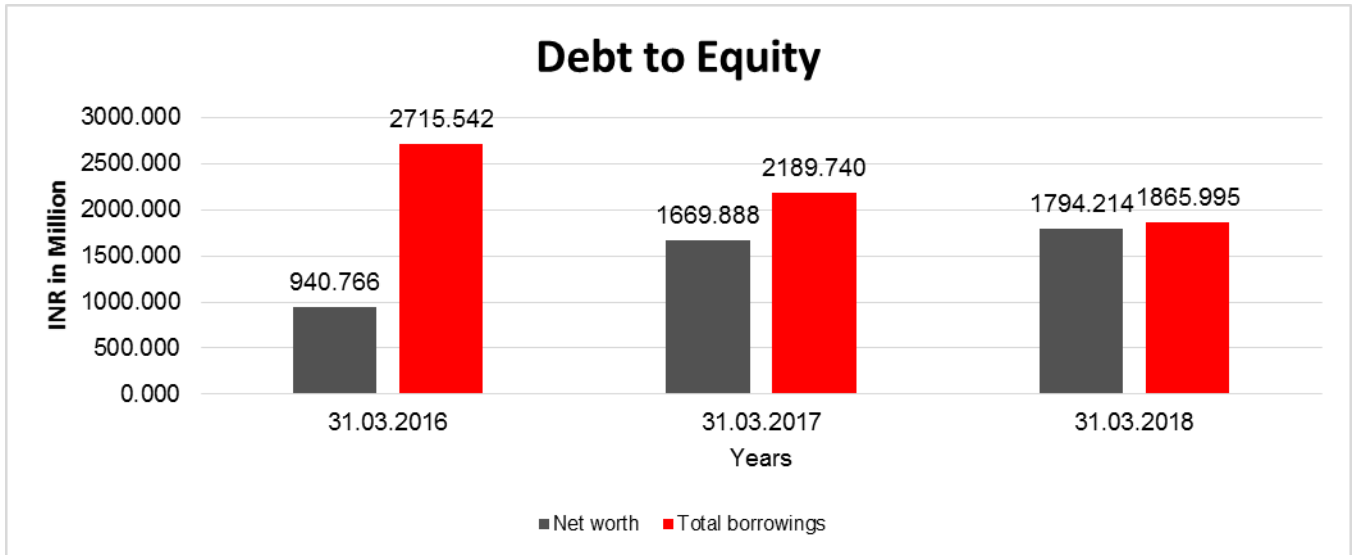
**FINANCIAL ANALYSIS**  
*[all figures are INR Million]*

**DEBT EQUITY RATIO**

Particular	31.03.2016 (INR In Million)	31.03.2017 (INR In Million)	31.03.2018 (INR In Million)
Share Capital	600.000	990.000	990.000
Reserves & Surplus	340.766	679.888	804.214
<b>Net worth</b>	<b>940.766</b>	<b>1669.888</b>	<b>1794.214</b>
Long-term borrowings	1338.465	1247.163	1156.105
Short term borrowings	1204.802	864.149	615.174
Current maturities of long-term debts	172.275	78.428	94.716
<b>Total borrowings</b>	<b>2715.542</b>	<b>2189.740</b>	<b>1865.995</b>

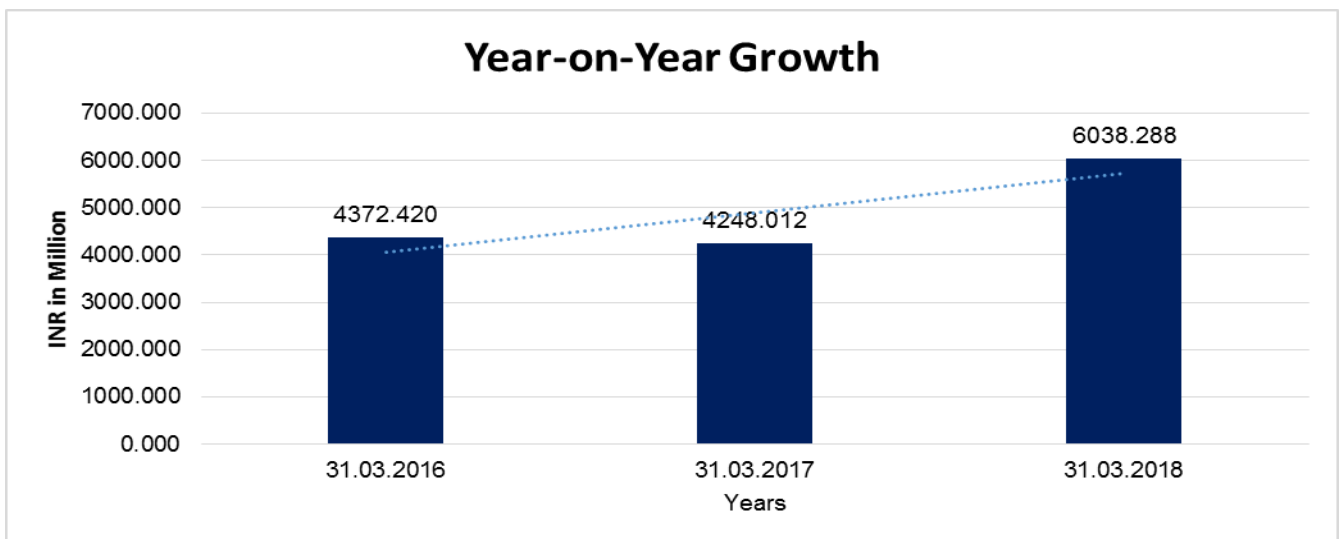
**DISCLAIMER** : This Report is **PRIVATE & CONFIDENTIAL** and it is prepared at the request of and for its use by the Subscriber only. The Subscriber shall use the contents of the Report merely as an aid to its business. Mira Inform Private Limited ("MIPL") has collated information/data in the Report, which have not been verified unless otherwise specifically mentioned in the Report. The Subscriber shall independently verify the accuracy and correctness of the information/data before in any way acting upon the same. MIPL shall not be liable for any harm, injury, loss or damage caused to the Subscriber due to default by the Subscriber's debtors/beneficiaries in fulfilling their obligations of any nature whatsoever. This Report or any of its portion shall not be used as a documentary evidence or otherwise before any investigative agencies or forum of law. This Report is confidential and proprietary to MIPL. The Subscriber and/or any other person(s) may not reproduce, publish or disclose any of the contents of the Report to others without the express authorization of MIPL. This Report is prepared and issued to the Subscriber without any risk, responsibility or liability on the part of MIPL or its officials.

Debt/Equity ratio	2.887	1.311	1.040
-------------------	-------	-------	-------



**YEAR-ON-YEAR GROWTH**

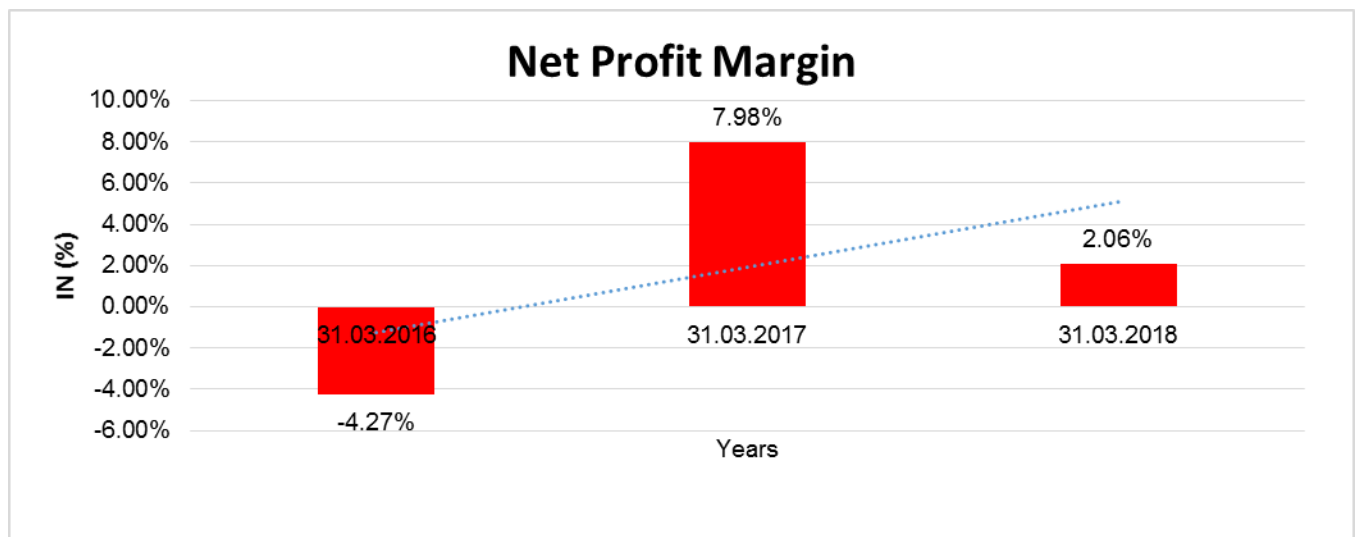
Year on Year Growth	31.03.2016	31.03.2017	31.03.2018
	(INR In Million)	(INR In Million)	(INR In Million)
Sales	4372.420	4248.012	6038.288
		(2.845)	42.144



**DISCLAIMER** : This Report is **PRIVATE & CONFIDENTIAL** and it is prepared at the request of and for its use by the Subscriber only. The Subscriber shall use the contents of the Report merely as an aid to its business. Mira Inform Private Limited ("MIPL") has collated information/data in the Report, which have not been verified unless otherwise specifically mentioned in the Report. The Subscriber shall independently verify the accuracy and correctness of the information/data before in any way acting upon the same. MIPL shall not be liable for any harm, injury, loss or damage caused to the Subscriber due to default by the Subscriber's debtors/beneficiaries in fulfilling their obligations of any nature whatsoever. This Report or any of its portion shall not be used as a documentary evidence or otherwise before any investigative agencies or forum of law. This Report is confidential and proprietary to MIPL. The Subscriber and/or any other person(s) may not reproduce, publish or disclose any of the contents of the Report to others without the express authorization of MIPL. This Report is prepared and issued to the Subscriber without any risk, responsibility or liability on the part of MIPL or its officials.

**NET PROFIT MARGIN**

Net Profit Margin	31.03.2016	31.03.2017	31.03.2018
	(INR In Million)	(INR In Million)	(INR In Million)
Sales	4372.420	4248.012	6038.288
Profit/ (Loss)	(186.685)	339.122	124.326
	<b>(4.27 %)</b>	<b>7.98 %</b>	<b>2.06 %</b>



**ABRIDGED BALANCE SHEET (CONSOLIDATED)**

SOURCES OF FUNDS	31.03.2018	31.03.2017
<b>I. EQUITY AND LIABILITIES</b>		
(1) Shareholders' Funds		
(a) Share Capital	990.000	990.000
(b) Reserves and Surplus	813.660	688.940
(c) Money received against share warrants	0.000	0.000
(d) Minority interest	62.688	62.409
(2) Share Application money pending allotment	0.000	0.000
<b>Total Shareholders' Funds (1) + (2)</b>	<b>1803.660</b>	<b>1678.940</b>
(3) Non-Current Liabilities		
(a) long-term borrowings	1156.106	1247.162
(b) Deferred tax liabilities (Net)	174.941	127.459
(c) Other long-term liabilities	0.000	0.000
(d) long-term provisions	2.753	0.000
<b>Total Non-current Liabilities (3)</b>	<b>1333.800</b>	<b>1374.621</b>

**DISCLAIMER** : This Report is **PRIVATE & CONFIDENTIAL** and it is prepared at the request of and for its use by the Subscriber only. The Subscriber shall use the contents of the Report merely as an aid to its business. Mira Inform Private Limited ("MIPL") has collated information/data in the Report, which have not been verified unless otherwise specifically mentioned in the Report. The Subscriber shall independently verify the accuracy and correctness of the information/data before in any way acting upon the same. MIPL shall not be liable for any harm, injury, loss or damage caused to the Subscriber due to default by the Subscriber's debtors/beneficiaries in fulfilling their obligations of any nature whatsoever. This Report or any of its portion shall not be used as a documentary evidence or otherwise before any investigative agencies or forum of law. This Report is confidential and proprietary to MIPL. The Subscriber and/or any other person(s) may not reproduce, publish or disclose any of the contents of the Report to others without the express authorization of MIPL. This Report is prepared and issued to the Subscriber without any risk, responsibility or liability on the part of MIPL or its officials.

(4) Current Liabilities			
(a) Short-term borrowings		615.174	864.149
(b) Trade payables		560.474	578.030
(c) Other current liabilities		192.560	181.963
(d) Short-term provisions		39.264	38.684
<b>Total Current Liabilities (4)</b>		<b>1407.472</b>	<b>1662.826</b>
<b>TOTAL</b>		<b>4607.620</b>	<b>4778.796</b>
<b>II. ASSETS</b>			
(1) Non-current assets			
(a) Fixed Assets			
(i) Tangible assets		2574.390	2740.894
(ii) Intangible Assets		0.897	0.000
(iii) Tangible assets capital work-in-progress		193.903	193.798
(iv) Intangible assets under development		0.000	0.000
(b) Non-current Investments		25.010	25.010
(c) Deferred tax assets (net)		0.000	0.000
(d) Long-term loans and advances		56.469	17.618
(e) Other Non-current assets		0.000	0.000
<b>Total Non-Current Assets</b>		<b>2850.669</b>	<b>2977.320</b>
(2) Current assets			
(a) Current investments		0.000	0.000
(b) Inventories		898.305	888.791
(c) Trade receivables		336.760	372.160
(d) Cash and bank balances		92.503	132.345
(e) Short-term loans and advances		397.324	360.749
(f) Other current assets		32.059	47.431
<b>Total Current Assets</b>		<b>1756.951</b>	<b>1801.476</b>
<b>TOTAL</b>		<b>4607.620</b>	<b>4778.796</b>

**PROFIT & LOSS ACCOUNT (CONSOLIDATED)**

	<b>PARTICULARS</b>	<b>31.03.2018</b>	<b>31.03.2017</b>
	<b>SALES</b>		
	Revenue from operations	6038.288	4248.012
	Other Income	24.998	280.687
	<b>TOTAL</b>	<b>6063.286</b>	<b>4528.699</b>
<b>Less</b>	<b>EXPENSES</b>		
	Cost of Materials Consumed	4480.545	3266.520
	Purchases of Stock-in-Trade	2.529	17.550
	Changes in inventories of finished goods, work-in-	49.886	(175.770)

**DISCLAIMER** : This Report is **PRIVATE & CONFIDENTIAL** and it is prepared at the request of and for its use by the Subscriber only. The Subscriber shall use the contents of the Report merely as an aid to its business. Mira Inform Private Limited ("MIPL") has collated information/data in the Report, which have not been verified unless otherwise specifically mentioned in the Report. The Subscriber shall independently verify the accuracy and correctness of the information/data before in any way acting upon the same. MIPL shall not be liable for any harm, injury, loss or damage caused to the Subscriber due to default by the Subscriber's debtors/beneficiaries in fulfilling their obligations of any nature whatsoever. This Report or any of its portion shall not be used as a documentary evidence or otherwise before any investigative agencies or forum of law. This Report is confidential and proprietary to MIPL. The Subscriber and/or any other person(s) may not reproduce, publish or disclose any of the contents of the Report to others without the express authorization of MIPL. This Report is prepared and issued to the Subscriber without any risk, responsibility or liability on the part of MIPL or its officials.

	progress and Stock-in-Trade			
	Employee benefit expense		158.796	132.047
	Other expenses		774.871	654.444
	<b>TOTAL</b>		<b>5466.627</b>	<b>3894.791</b>
	<b>PROFIT/ (LOSS) BEFORE INTEREST, TAX, DEPRECIATION AND AMORTISATION</b>		<b>596.659</b>	<b>633.908</b>
<b>Less</b>	<b>FINANCIAL EXPENSES</b>		252.683	295.952
	<b>PROFIT / (LOSS) BEFORE TAX, DEPRECIATION AND AMORTISATION</b>		<b>343.976</b>	<b>337.956</b>
<b>Less/ Add</b>	<b>DEPRECIATION/ AMORTISATION</b>		180.070	181.041
	<b>PROFIT/ (LOSS) BEFORE TAX</b>		<b>163.906</b>	<b>156.915</b>
<b>Less</b>	<b>TAX</b>		39.616	(170.630)
	<b>PROFIT/ (LOSS) AFTER TAX</b>		<b>124.290</b>	<b>327.545</b>
	<b>Minority interest</b>		0.015	4.808
	<b>TOTAL PROFIT (LOSS) FOR PERIOD</b>		<b>124.305</b>	<b>332.353</b>
	<b>Earnings / (Loss) Per Share (INR)</b>		<b>1.26</b>	<b>4.71</b>

**LOCAL AGENCY FURTHER INFORMATION**

<b>Sr. No.</b>	<b>Check list by info agents</b>	<b>Available in Report (Yes/No)</b>
1	Year of establishment	Yes
2	Constitution of the entity -Incorporation details	Yes
3	Locality of the entity	Yes
4	Premises details	No
5	Buyer visit details	--
6	Contact numbers	Yes
7	Name of the person contacted	No
8	Designation of contact person	No
9	Promoter's background	Yes
10	Date of Birth of Proprietor / Partners / Directors	Yes
11	Pan Card No. of Proprietor / Partners	Yes
12	Voter Id Card No. of Proprietor / Partners	Yes
13	Type of business	Yes

**DISCLAIMER** : This Report is **PRIVATE & CONFIDENTIAL** and it is prepared at the request of and for its use by the Subscriber only. The Subscriber shall use the contents of the Report merely as an aid to its business. Mira Inform Private Limited ("MIPL") has collated information/data in the Report, which have not been verified unless otherwise specifically mentioned in the Report. The Subscriber shall independently verify the accuracy and correctness of the information/data before in any way acting upon the same. MIPL shall not be liable for any harm, injury, loss or damage caused to the Subscriber due to default by the Subscriber's debtors/beneficiaries in fulfilling their obligations of any nature whatsoever. This Report or any of its portion shall not be used as a documentary evidence or otherwise before any investigative agencies or forum of law. This Report is confidential and proprietary to MIPL. The Subscriber and/or any other person(s) may not reproduce, publish or disclose any of the contents of the Report to others without the express authorization of MIPL. This Report is prepared and issued to the Subscriber without any risk, responsibility or liability on the part of MIPL or its officials.

14	Line of Business	Yes
15	Export/import details (if applicable)	No
16	No. of employees	No
17	Details of sister concerns	Yes
18	Major suppliers	No
19	Major customers	No
20	Banking Details	Yes
21	Banking facility details	Yes
22	Conduct of the banking account	--
23	Financials, if provided	Yes
24	Capital in the business	Yes
25	Last accounts filed at ROC, if applicable	Yes
26	Turnover of firm for last three years	Yes
27	Reasons for variation <> 20%	--
28	Estimation for coming financial year	No
29	Profitability for last three years	Yes
30	Major shareholders, if available	Yes
31	External Agency Rating, if available	No
32	Litigations that the firm/promoter involved in	--
33	Market information	--
34	Payments terms	No
35	Negative Reporting by Auditors in the Annual Report	No

#### GENERAL INFORMATION

The Company was incorporated in 2006. The registered office of the Company is situated in Prestige Minera No: 6, third floor, Main Guard cross road, Shivajinagar, Bengaluru, Karnataka, India-560001.

Minera Steel & Power Private Limited is primarily engaged in the business of manufacture and sale of Iron and Steel Products.

#### STATE OF COMPANY'S AFFAIRS AND FUTURE PROSPECTS:

The total revenue for financial year 2017-18 is INR 6063.300 Million compared to the revenue of INR 4527.500 Million during F.Y. 2016-17, an increase of 33.92%. During the financial year the company has earned a net profit of INR 124.300 Million compared to previous financial year net profit of INR 339.100 Million.

#### INDEX OF CHARGE:

S No	SRN	Charge Id	Charge Holder Name	Date of Creation	Date of Modification	Date of Satisfaction	Amount	Address
1	G31170 970	100155 16	State Bank	31/07/20 06	29/10/201 6	-	3219400000.0	Overseas Branch, No. 65St. Mark's Road,

**DISCLAIMER** : This Report is **PRIVATE & CONFIDENTIAL** and it is prepared at the request of and for its use by the Subscriber only. The Subscriber shall use the contents of the Report merely as an aid to its business. Mira Inform Private Limited ("MIPL") has collated information/data in the Report, which have not been verified unless otherwise specifically mentioned in the Report. The Subscriber shall independently verify the accuracy and correctness of the information/data before in any way acting upon the same. MIPL shall not be liable for any harm, injury, loss or damage caused to the Subscriber due to default by the Subscriber's debtors/beneficiaries in fulfilling their obligations of any nature whatsoever. This Report or any of its portion shall not be used as a documentary evidence or otherwise before any investigative agencies or forum of law. This Report is confidential and proprietary to MIPL. The Subscriber and/or any other person(s) may not reproduce, publish or disclose any of the contents of the Report to others without the express authorization of MIPL. This Report is prepared and issued to the Subscriber without any risk, responsibility or liability on the part of MIPL or its officials.

			of India					LHO Compound,Bangalore KA560001IN
2	G41185 778	105650 61	State Bank of India	26/02/20 15	-	12/04/20 17	1190000000.0	Overseas Branch(6861),No 65,St Marks Road,BangaloreKA560 001IN
3	G41190 000	105731 25	State Bank of India	26/02/20 15	-	12/04/20 17	187000000.0	Overseas Branch(6861),No 65,St Marks Road,BangaloreKA560 001IN
4	G29408 325	105041 41	Axis Bank Limite d	27/05/20 14	12/05/201 5	12/12/20 16	250000000.0	Corporate Banking BranchQueens Road,BangaloreKA560 001IN
5	B819470 87	103908 19	AXIS BANK LIMIT ED	06/12/20 12	-	13/08/20 13	800000000.0	Corporate Banking BranchQueens Road,BangaloreKA560 001IN
6	B772910 78	102225 31	Axis Bank Limite d	15/05/20 10	-	25/05/20 13	24714000.0	Kalburgi Plaza, 163/20A, Main RoadDeshpande NagarHubliKA580029I N
7	A989561 96	101567 19	UNIO N BANK OF INDIA	21/04/20 09	24/10/200 9	18/11/20 10	90000000.0	201, 1ST FLOORCAR STREETBELLARYKA 583101IN

**FIXED ASSETS:**

**Tangible assets**

- Land
- Buildings
- Plant and equipment
- Furniture and fixtures
- Vehicles
- Bridges roads ports culverts
- Office equipment

**CMT REPORT (Corruption, Money Laundering & Terrorism]**

The Public Notice information has been collected from various sources including but not limited to: **The Courts, India Prisons Service, Interpol, etc.**

**1] INFORMATION ON DESIGNATED PARTY**

No exist designating subject or any of its beneficial owners, controlling shareholders or senior officers as terrorist or terrorist organization or whom notice had been received that all financial transactions involving their assets have been blocked or convicted, found guilty or against whom a judgement or order had been entered in a proceedings for violating money-laundering, anti-corruption or bribery or international economic or anti-terrorism sanction laws or whose assets were seized, blocked, frozen or ordered forfeited for violation of money laundering or international anti-terrorism laws.

**2] Court Declaration :**

No records exist to suggest that subject is or was the subject of any formal or informal allegations, prosecutions or other official proceeding for making any prohibited payments or other improper payments to government officials for engaging in prohibited transactions or with designated parties.

**3] Asset Declaration :**

No records exist to suggest that the property or assets of the subject are derived from criminal conduct or a prohibited transaction.

**4] Record on Financial Crime :**

Charges or conviction registered against subject: **None**

**5] Records on Violation of Anti-Corruption Laws :**

Charges or investigation registered against subject: **None**

**6] Records on Int'l Anti-Money Laundering Laws/Standards :**

Charges or investigation registered against subject: **None**

**7] Criminal Records**

No available information exist that suggest that subject or any of its principals have been formally charged or convicted by a competent governmental authority for any financial crime or under any formal investigation by a competent government authority for any violation of anti-corruption laws or international anti-money laundering laws or standard.

**8] Affiliation with Government :**

No record exists to suggest that any director or indirect owners, controlling shareholders, director, officer or employee of the company is a government official or a family member or close business associate of a Government official.

**9] Compensation Package :**

Our market survey revealed that the amount of compensation sought by the subject is fair and reasonable and comparable to compensation paid to others for similar services.

**10] Press Report :**

No press reports / filings exists on the subject.

**CORPORATE GOVERNANCE**

MIRA INFORM as part of its Due Diligence do provide comments on Corporate Governance to identify management and governance. These factors often have been predictive and in some cases have created vulnerabilities to credit deterioration.

Our Governance Assessment focuses principally on the interactions between a company's management, its Board of Directors, Shareholders and other financial stakeholders.

**CONTRAVENTION**

Subject is not known to have contravened any existing local laws, regulations or policies that prohibit, restrict or otherwise affect the terms and conditions that could be included in the agreement with the subject.

**FOREIGN EXCHANGE RATES**

Currency	Unit	INR
US Dollar	1	INR 71.33
UK Pound	1	INR 91.72
Euro	1	INR 81.69

**INFORMATION DETAILS**

Information Gathered by :	JIR
Analysis Done by :	VIV
Report Prepared by :	JYTK

**SCORE FACTORS**

DEMERIT POINTS		
--BANK CHARGES	YES/NO	YES
--LITIGATION	YES/NO	NO
--OTHER ADVERSE INFORMATION	YES/NO	NO
MERIT POINTS		
--SOLE DISTRIBUTORSHIP	YES/NO	NO
--EXPORT ACTIVITIES	YES/NO	NO
--AFFILIATION	YES/NO	YES
--LISTED	YES/NO	NO
--OTHER MERIT FACTORS	YES/NO	YES

**RATING EXPLANATIONS**

Credit Rating	Explanation	Rating Comments
A++	Minimum Risk	Business dealings permissible with minimum risk of default
A+	Low Risk	Business dealings permissible with low risk of default
A	Acceptable Risk	Business dealings permissible with moderate risk of default
B	Medium Risk	Business dealings permissible on a regular monitoring basis
C	Medium High Risk	Business dealings permissible preferably on secured basis
D	High Risk	Business dealing not recommended or on secured terms only
NB	New Business	No recommendation can be done due to business in infancy stage
NT	No Trace	No recommendation can be done as the business is not traceable

NB is stated where there is insufficient information to facilitate rating. However, it is not to be considered as unfavourable.

This score serves as a reference to assess SC's credit risk and to set the amount of credit to be extended. It is calculated from a composite of weighted scores obtained from each of the major sections of this report. The assessed factors are as follows:

- Financial condition covering various ratios
- Company background and operations size
- Promoters / Management background
- Payment record
- Litigation against the subject
- Industry scenario / competitor analysis
- Supplier / Customer / Banker review (wherever available)

**DISCLAIMER** : This Report is **PRIVATE & CONFIDENTIAL** and it is prepared at the request of and for its use by the Subscriber only. The Subscriber shall use the contents of the Report merely as an aid to its business. Mira Inform Private Limited ("MIPL") has collated information/data in the Report, which have not been verified unless otherwise specifically mentioned in the Report. The Subscriber shall independently verify the accuracy and correctness of the information/data before in any way acting upon the same. MIPL shall not be liable for any harm, injury, loss or damage caused to the Subscriber due to default by the Subscriber's debtors/beneficiaries in fulfilling their obligations of any nature whatsoever. This Report or any of its portion shall not be used as a documentary evidence or otherwise before any investigative agencies or forum of law. This Report is confidential and proprietary to MIPL. The Subscriber and/or any other person(s) may not reproduce, publish or disclose any of the contents of the Report to others without the express authorization of MIPL. This Report is prepared and issued to the Subscriber without any risk, responsibility or liability on the part of MIPL or its officials.