

## MIRA INFORM REPORT

<b>Report No. :</b>	541675
<b>Report Date :</b>	23.11.2018

### IDENTIFICATION DETAILS

<b>Name :</b>	151 PRODUCTS LIMITED
<b>Formerly Known As :</b>	ELEGANT CRAYONS (UK) LIMITED
<b>Registered Office :</b>	The Old School House 39 Bengal Street Manchester M4 6AF
<b>Country :</b>	United Kingdom
<b>Financials (as on) :</b>	31.12.2017
<b>Date of Incorporation :</b>	23.07.1987
<b>Com. Reg. No.:</b>	02149608
<b>Legal Form :</b>	Private limited with Share Capital
<b>Line of Business :</b>	<ul style="list-style-type: none"> <li>• Wholesale of household goods (other than musical instruments) n.e.c.</li> <li>• Wholesaling of branded domestic products.</li> </ul>
<b>No. of Employees :</b>	111 (2017)

### RATING & COMMENTS

(Mira Inform has adopted New Rating mechanism w.e.f. 23<sup>rd</sup> January 2017)

<b>MIRA's Rating :</b>	A
------------------------	---

Credit Rating	Explanation	Rating Comments
A	Acceptable Risk	Business dealings permissible with moderate risk of default

<b>Status :</b>	Good
<b>Payment Behaviour :</b>	Regular
<b>Litigation :</b>	Clear

**DISCLAIMER :** This Report is **PRIVATE & CONFIDENTIAL** and it is prepared at the request of and for its use by the Subscriber only. The Subscriber shall use the contents of the Report merely as an aid to its business. Mira Inform Private Limited ("MIPL") has collated information/data in the Report, which have not been verified unless otherwise specifically mentioned in the Report. The Subscriber shall independently verify the accuracy and correctness of the information/data before in any way acting upon the same. MIPL shall not be liable for any harm, injury, loss or damage caused to the Subscriber due to default by the Subscriber's debtors/beneficiaries in fulfilling their obligations of any nature whatsoever. This Report or any of its portion shall not be used as a documentary evidence or otherwise before any investigative agencies or forum of law. This Report is confidential and proprietary to MIPL. The Subscriber and/or any other person(s) may not reproduce, publish or disclose any of the contents of the Report to others without the express authorization of MIPL. This Report is prepared and issued to the Subscriber without any risk, responsibility or liability on the part of MIPL or its officials.

**NOTES :**

Any query related to this report can be made on e-mail : [infodept@mirainform.com](mailto:infodept@mirainform.com) while quoting report number, name and date.

**ECGC Country Risk Classification List**

Country Name	Previous Rating (30.06.2018)	Current Rating (30.09.2018)
United Kingdom	A1	A1

Risk Category	ECGC Classification
Insignificant	A1
Low Risk	A2
Moderately Low Risk	B1
Moderate Risk	B2
Moderately High Risk	C1
High Risk	C2
Very High Risk	D

**DISCLAIMER :** This Report is **PRIVATE & CONFIDENTIAL** and it is prepared at the request of and for its use by the Subscriber only. The Subscriber shall use the contents of the Report merely as an aid to its business. Mira Inform Private Limited ("MIPL") has collated information/data in the Report, which have not been verified unless otherwise specifically mentioned in the Report. The Subscriber shall independently verify the accuracy and correctness of the information/data before in any way acting upon the same. MIPL shall not be liable for any harm, injury, loss or damage caused to the Subscriber due to default by the Subscriber's debtors/beneficiaries in fulfilling their obligations of any nature whatsoever. This Report or any of its portion shall not be used as a documentary evidence or otherwise before any investigative agencies or forum of law. This Report is confidential and proprietary to MIPL. The Subscriber and/or any other person(s) may not reproduce, publish or disclose any of the contents of the Report to others without the express authorization of MIPL. This Report is prepared and issued to the Subscriber without any risk, responsibility or liability on the part of MIPL or its officials.

**UNITED KINGDOM - ECONOMIC OVERVIEW**

The UK, a leading trading power and financial center, is the third largest economy in Europe after Germany and France. Agriculture is intensive, highly mechanized, and efficient by European standards, producing about 60% of food needs with less than 2% of the labor force. The UK has large coal, natural gas, and oil resources, but its oil and natural gas reserves are declining; the UK has been a net importer of energy since 2005. Services, particularly banking, insurance, and business services, are key drivers of British GDP growth. Manufacturing, meanwhile, has declined in importance but still accounts for about 10% of economic output.

In 2008, the global financial crisis hit the economy particularly hard, due to the importance of its financial sector. Falling home prices, high consumer debt, and the global economic slowdown compounded the UK's economic problems, pushing the economy into recession in the latter half of 2008 and prompting the then BROWN (Labour) government to implement a number of measures to stimulate the economy and stabilize the financial markets. Facing burgeoning public deficits and debt levels, in 2010 the then CAMERON-led coalition government (between Conservatives and Liberal Democrats) initiated an austerity program, which has continued under the Conservative government. However, the deficit still remains one of the highest in the G7, standing at 3.6% of GDP as of 2017, and the UK has pledged to lower its corporation tax from 20% to 17% by 2020. The UK had a debt burden of 90.4% GDP at the end of 2017.

The UK economy has begun to slow since the referendum vote to leave the EU in June 2016. A sustained depreciation of the British pound has increased consumer and producer prices, weighing on consumer spending without spurring a meaningful increase in exports. The UK has an extensive trade relationship with other EU members through its single market membership, and economic observers have warned the exit will jeopardize its position as the central location for European financial services. Prime Minister MAY is seeking a new "deep and special" trade relationship with the EU following the UK's exit. However, economists doubt that the UK will be able to preserve the benefits of EU membership without the obligations. The UK is expected to officially leave the EU by the end of March 2019.

Source : CIA

## **COMPANY NAME AND ADDRESS**

**151 PRODUCTS LIMITED**

THE OLD SCHOOL HOUSE 39 BENGAL STREET MANCHESTER M4 6AF

## **COMPANY NO.**

02149608

## **COMPANY STATUS**

Active - Accounts Filed

## **COMPANY SUMMARY**

Registered Address	THE OLD SCHOOL HOUSE 39 BENGAL STREET MANCHESTER M4 6AF
Trading Address	The Old School House 39 Bengal Street Manchester Gt. Manchester M4 6AF
Website Address	<a href="http://www.151.co.uk">http://www.151.co.uk</a>
Telephone Number	01618395949
Fax Number	
TPS	No
FPS	Yes
Incorporation Date	23/07/1987
Previous Name	ELEGANT CRAYONS (UK) LIMITED
Type	Private limited with Share Capital
FTSE Index	-
Date of Change	13/05/1997
Filing Date of Accounts	27/07/2018
Currency	GBP
Share Capital	£1,000

**DISCLAIMER** : This Report is **PRIVATE & CONFIDENTIAL** and it is prepared at the request of and for its use by the Subscriber only. The Subscriber shall use the contents of the Report merely as an aid to its business. Mira Inform Private Limited ("MIPL") has collated information/data in the Report, which have not been verified unless otherwise specifically mentioned in the Report. The Subscriber shall independently verify the accuracy and correctness of the information/data before in any way acting upon the same. MIPL shall not be liable for any harm, injury, loss or damage caused to the Subscriber due to default by the Subscriber's debtors/beneficiaries in fulfilling their obligations of any nature whatsoever. This Report or any of its portion shall not be used as a documentary evidence or otherwise before any investigative agencies or forum of law. This Report is confidential and proprietary to MIPL. The Subscriber and/or any other person(s) may not reproduce, publish or disclose any of the contents of the Report to others without the express authorization of MIPL. This Report is prepared and issued to the Subscriber without any risk, responsibility or liability on the part of MIPL or its officials.

SIC07	46499
Charity Number	-
SIC07 Description	WHOLESALE OF HOUSEHOLD GOODS (OTHER THAN MUSICAL INSTRUMENTS) N.E.C.
Principal Activity	Wholesaling of branded domestic products.

## **ADDITIONAL INFORMATION**

CCJ's	0 (£0)
No CCJ Information To Display	
Ultimate Holding Company	EUROSTATION LIMITED
Accountant	-
Mortgages	7
Trade Debtors	-
Group	2 companies
Linkages	0 companies
Countries	In 0 countries

## **KEY FINANCIALS**

Year to Date	Turnover	Pre Tax Profit	Shareholder's Funds	Employees
31/12/2017	£36,721,130	£1,010,489	£9,656,343	111
31/12/2016	£38,540,332	£1,119,557	£9,183,223	110
31/12/2015	£36,234,789	£1,834,695	£8,427,169	104

## **MORTGAGE SUMMARY**

Total Mortgage	7
Outstanding	6
Satisfied	1

## **TRADE DEBTORS / BAD DEBT SUMMARY**

Total Number of Documented Trade	12
Total Value of Documented Trade	£181,702

## **COMMENTARY**

This company's ratio of total liabilities to total assets indicates the presence of moderate equity funding.
This company's return on total assets employed ratio indicates a relatively efficient use of assets.
This company has only made late payments on a low percentage of invoices.
The company has more cash than short term bank borrowings.
This company trades in an industry with a lower level of corporate failures.

## **CCJ**

Total Number of Exact CCJs -	0	Total Value of Exact CCJs -	
Total Number of Possible CCJs -	0	Total Value of Possible CCJs -	
Total Number of Satisfied CCJs -	0	Total Value of Satisfied CCJs -	
Total Number of Writs -	-		

Total Current Directors	4	Total Current Secretaries	1
Total Previous Directors / Company Secretaries	4	Total Person's With Significant Control	1

## **CURRENT DIRECTORS**

<b>Title</b>	Mr	<b>Function</b>	Director
<b>Name</b>	Ian Paul George	<b>Nationality</b>	British
<b>Date of Birth</b>	11/1958	<b>Present Appointments</b>	8
<b>Latest Address</b>	22 Tor Avenue, Greenmount, Bury, Lancashire	<b>Appointment Date</b>	01/02/2000
<b>Post Code</b>	BL8 4HG		

<b>Title</b>	Mr	<b>Function</b>	Director
<b>Name</b>	Daniel Simon Shonn	<b>Nationality</b>	British
<b>Date of Birth</b>	04/1970	<b>Present Appointments</b>	11
<b>Latest Address</b>	2 Woodthorpe Court, Prestwich	<b>Appointment Date</b>	10/02/2006
<b>Post Code</b>	M25 0NP		

<b>Title</b>	Mr	<b>Function</b>	Director
<b>Name</b>	Steven Martin Shonn	<b>Nationality</b>	British
<b>Date of Birth</b>	04/1951	<b>Present Appointments</b>	16
<b>Latest Address</b>	69 Sandmoor Lane, Leeds	<b>Appointment Date</b>	25/07/1991
<b>Post Code</b>	LS17 7EA		
<b>Title</b>	Mr	<b>Function</b>	Director
<b>Name</b>	Richard Lee Shonn	<b>Nationality</b>	British

**DISCLAIMER** : This Report is **PRIVATE & CONFIDENTIAL** and it is prepared at the request of and for its use by the Subscriber only. The Subscriber shall use the contents of the Report merely as an aid to its business. Mira Inform Private Limited ("MIPL") has collated information/data in the Report, which have not been verified unless otherwise specifically mentioned in the Report. The Subscriber shall independently verify the accuracy and correctness of the information/data before in any way acting upon the same. MIPL shall not be liable for any harm, injury, loss or damage caused to the Subscriber due to default by the Subscriber's debtors/beneficiaries in fulfilling their obligations of any nature whatsoever. This Report or any of its portion shall not be used as a documentary evidence or otherwise before any investigative agencies or forum of law. This Report is confidential and proprietary to MIPL. The Subscriber and/or any other person(s) may not reproduce, publish or disclose any of the contents of the Report to others without the express authorization of MIPL. This Report is prepared and issued to the Subscriber without any risk, responsibility or liability on the part of MIPL or its officials.

Date of Birth	08/1977	Present Appointments	18
Latest Address	17 Ringley Road, Whitefield, Manchester	Appointment Date	13/04/2005
Post Code	M45 7LD		







## **CURRENT COMPANY SECRETARY**

Title	Mr	Function	Company Secretary
Name	Steven Martin Shonn	Nationality	British
Date of Birth	04/1951	Present Appointments	28
Latest Address	69 Sandmoor Lane, Leeds	Appointment Date	15/09/1995
Post Code	LS17 7EA		










## **TOP SHAREHOLDERS**

Name	Currency	Share Count	Share Type	Nominal Value	% of Total Share Count
EUROSTATION LTD	GBP	1,000	ORDINARY	1	100







## **PROFIT & LOSS**

	Date Of Accounts	31/12/17	(%)	31/12/16	(%)	31/12/15	(%)	31/12/14	(%)	31/12/13
	Weeks	52	(%)	52	(%)	52	(%)	52	(%)	52
	Currency	GBP	(%)	GBP	(%)	GBP	(%)	GBP	(%)	GBP
	Consolidated A/cs	N	(%)	N	(%)	N	(%)	N	(%)	N
	<b>Turnover</b>	<b>£36,721,130</b>	<b>-4.7%</b>	<b>£38,540,332</b>	<b>6.4%</b>	<b>£36,234,789</b>	<b>-6.3%</b>	<b>£38,667,940</b>	<b>10.3%</b>	<b>£35,054,528</b>
	Export	£4,016,355	24.2%	£3,233,076	6.1%	£3,048,041	-22.8%	£3,946,326	29.8%	£3,040,832
	Cost of Sales	£27,874,863	-4.9%	£29,302,191	11%	£26,406,278	-10.1%	£29,368,166	12.6%	£26,072,565
	Gross Profit	£8,846,267	-4.2%	£9,238,141	-6%	£9,828,511	5.7%	£9,299,774	3.5%	£8,981,963
	Wages & Salaries	£3,811,656	-2.7%	£3,916,299	10.7%	£3,537,200	21.6%	£2,908,250	-8.5%	£3,176,693
	Directors Emolumen	£374,408	-24%	£492,659	-9.7%	£545,524	21.6%	£448,464	4%	£431,117

**DISCLAIMER** : This Report is **PRIVATE & CONFIDENTIAL** and it is prepared at the request of and for its use by the Subscriber only. The Subscriber shall use the contents of the Report merely as an aid to its business. Mira Inform Private Limited ("MIPL") has collated information/data in the Report, which have not been verified unless otherwise specifically mentioned in the Report. The Subscriber shall independently verify the accuracy and correctness of the information/data before in any way acting upon the same. MIPL shall not be liable for any harm, injury, loss or damage caused to the Subscriber due to default by the Subscriber's debtors/beneficiaries in fulfilling their obligations of any nature whatsoever. This Report or any of its portion shall not be used as a documentary evidence or otherwise before any investigative agencies or forum of law. This Report is confidential and proprietary to MIPL. The Subscriber and/or any other person(s) may not reproduce, publish or disclose any of the contents of the Report to others without the express authorization of MIPL. This Report is prepared and issued to the Subscriber without any risk, responsibility or liability on the part of MIPL or its officials.

	ts									
	<b>Operating Profit</b>	<b>£1,108,725</b>	<b>-10.9%</b>	<b>£1,243,776</b>	<b>-36.4%</b>	<b>£1,954,569</b>	<b>-0.2%</b>	<b>£1,958,985</b>	<b>35.8%</b>	<b>£1,442,156</b>
	Depreciation	£181,190	-24.4%	£239,658	20.7%	£198,559	5.4%	£188,418	-16.9%	£226,689
	Audit Fees	£13,500	35%	£10,000	-35.5%	£15,500	55%	£10,000	-	£10,000
	Interest Payments	£101,449	-18.3%	£124,219	3.1%	£120,456	-24%	£158,468	1.9%	£155,541
	<b>Pre Tax Profit</b>	<b>£1,010,489</b>	<b>-9.7%</b>	<b>£1,119,557</b>	<b>-39%</b>	<b>£1,834,695</b>	<b>1.9%</b>	<b>£1,801,013</b>	<b>40%</b>	<b>£1,286,615</b>
	Taxation	-£107,769	38.9%	-£176,303	54.1%	-£384,207	-18.4%	-£324,549	-999.9%	£24,568
	Profit After Tax	£902,720	-4.3%	£943,254	-35%	£1,450,488	-1.8%	£1,476,464	12.6%	£1,311,183
	Dividends Payable	£429,600	129.5%	£187,200	-78.5%	£872,000	-	-	-	-
	<b>Retained Profit</b>	<b>£473,120</b>	<b>-37.4%</b>	<b>£756,054</b>	<b>30.7%</b>	<b>£578,488</b>	<b>-60.8%</b>	<b>£1,476,464</b>	<b>12.6%</b>	<b>£1,311,183</b>












## **BALANCE SHEET**

	Date Of Accounts	31/12/17	(%)	31/12/16	(%)	31/12/15	(%)	31/12/14	(%)	31/12/13
	Tangible Assets	£3,451,268	9.5%	£3,150,972	-5.8%	£3,345,470	-1%	£3,377,642	2.4%	£3,297,187
	Intangible Assets	0	-	0	-	0	-	0	-	0
	<b>Total Fixed Assets</b>	<b>£3,451,268</b>	<b>9.5%</b>	<b>£3,150,972</b>	<b>-5.8%</b>	<b>£3,345,470</b>	<b>-1%</b>	<b>£3,377,642</b>	<b>2.4%</b>	<b>£3,297,187</b>
	Stock	£4,165,856	-9.5%	£4,602,143	-9.7%	£5,094,428	-3.7%	£5,289,127	-5.5%	£5,594,832
	Trade Debtors	£4,891,720	-21.4%	£6,220,661	-2%	£6,347,545	11.4%	£5,699,081	-6.5%	£6,095,005
	Cash	£1,040,268	20.8%	£861,085	240.1%	£253,206	-57%	£588,911	999.9%	£31,396



**DISCLAIMER** : This Report is **PRIVATE & CONFIDENTIAL** and it is prepared at the request of and for its use by the Subscriber only. The Subscriber shall use the contents of the Report merely as an aid to its business. Mira Inform Private Limited ("MIPL") has collated information/data in the Report, which have not been verified unless otherwise specifically mentioned in the Report. The Subscriber shall independently verify the accuracy and correctness of the information/data before in any way acting upon the same. MIPL shall not be liable for any harm, injury, loss or damage caused to the Subscriber due to default by the Subscriber's debtors/beneficiaries in fulfilling their obligations of any nature whatsoever. This Report or any of its portion shall not be used as a documentary evidence or otherwise before any investigative agencies or forum of law. This Report is confidential and proprietary to MIPL. The Subscriber and/or any other person(s) may not reproduce, publish or disclose any of the contents of the Report to others without the express authorization of MIPL. This Report is prepared and issued to the Subscriber without any risk, responsibility or liability on the part of MIPL or its officials.

**151 PRODUCTS LIMITED - 541675**




**PAGE NO. : 9**

	Other Debtors	£3,538,843	43.2%	£2,470,749	-1.5%	£2,508,082	7.3%	£2,337,274	64.8%	£1,418,356
	Miscellaneous Current Assets	0	-	0	-	0	-	0	-	0
	<b>Total Current Assets</b>	<b>£13,636,687</b>	<b>-3.7%</b>	<b>£14,154,638</b>	<b>-0.3%</b>	<b>£14,203,261</b>	<b>2.1%</b>	<b>£13,914,393</b>	<b>5.9%</b>	<b>£13,139,589</b>
	Trade Creditors	£1,059,745	-36.7%	£1,675,439	-10%	£1,861,346	-19.5%	£2,311,097	22.9%	£1,881,041
	Bank Loans & Overdrafts	£148,392	-80.3%	£754,236	-58.1%	£1,801,003	-18.9%	£2,220,015	-23.8%	£2,915,159
	Other Short Term Finance	£2,356,493	79%	£1,316,807	101.2%	£654,339	90.7%	£343,190	-29.6%	£487,149
	Miscellaneous Current Liabilities	£1,975,906	-3.8%	£2,054,554	-11.8%	£2,330,715	17.7%	£1,980,110	-15.8%	£2,352,070
	<b>Total Current Liabilities</b>	<b>£5,540,536</b>	<b>-4.5%</b>	<b>£5,801,036</b>	<b>-12.7%</b>	<b>£6,647,403</b>	<b>-3%</b>	<b>£6,854,412</b>	<b>-10.2%</b>	<b>£7,635,419</b>
	Bank Loans & Overdrafts and LTL	£2,039,468	-33.7%	£3,075,587	-28.1%	£4,275,162	-11.1%	£4,808,957	-12.5%	£5,497,029
	Other Long Term Finance	£45,584	-57.2%	£106,400	-36.4%	£167,217	126.5%	£73,822	403.3%	£14,668
	<b>Total Long Term Liabilities</b>	<b>£1,891,076</b>	<b>-18.5%</b>	<b>£2,321,351</b>	<b>-6.2%</b>	<b>£2,474,159</b>	<b>-4.4%</b>	<b>£2,588,942</b>	<b>0.3%</b>	<b>£2,581,870</b>






**CAPITAL & RESERVES**

	Date Of Accounts	31/12/17	(%)	31/12/16	(%)	31/12/15	(%)	31/12/14	(%)	31/12/13
	Called Up Share Capital	£1,000	-	£1,000	-	£1,000	-	£1,000	-	£1,000
	P & L Account Reserve	£9,655,343	5.2%	£9,182,223	9%	£8,426,169	11.2%	£7,575,809	29%	£5,874,345




**DISCLAIMER** : This Report is **PRIVATE & CONFIDENTIAL** and it is prepared at the request of and for its use by the Subscriber only. The Subscriber shall use the contents of the Report merely as an aid to its business. Mira Inform Private Limited ("MIPL") has collated information/data in the Report, which have not been verified unless otherwise specifically mentioned in the Report. The Subscriber shall independently verify the accuracy and correctness of the information/data before in any way acting upon the same. MIPL shall not be liable for any harm, injury, loss or damage caused to the Subscriber due to default by the Subscriber's debtors/beneficiaries in fulfilling their obligations of any nature whatsoever. This Report or any of its portion shall not be used as a documentary evidence or otherwise before any investigative agencies or forum of law. This Report is confidential and proprietary to MIPL. The Subscriber and/or any other person(s) may not reproduce, publish or disclose any of the contents of the Report to others without the express authorization of MIPL. This Report is prepared and issued to the Subscriber without any risk, responsibility or liability on the part of MIPL or its officials.

	Revaluation Reserve	-	-	-	-	-	-	100%	£271,872	-21%	£344,142
	Sundry Reserves	-	-	-	-	-	-	-	-	-	-
	<b>Shareholder Funds</b>	<b>£9,656,343</b>	<b>5.2%</b>	<b>£9,183,223</b>	<b>9%</b>	<b>£8,427,169</b>	<b>7.4%</b>	<b>£7,848,681</b>	<b>26.2%</b>	<b>£6,219,487</b>	


## **OTHER FINANCIAL ITEMS**

	Date Of Accounts	31/12/17	(%)	31/12/16	(%)	31/12/15	(%)	31/12/14	(%)	31/12/13
	Net Worth	£9,656,343	5.2%	£9,183,223	9%	£8,427,169	7.4%	£7,848,681	26.2%	£6,219,487
	Working Capital	£8,096,151	-3.1%	£8,353,602	10.6%	£7,555,858	7%	£7,059,981	28.3%	£5,504,170
	Total Assets	£17,087,955	-1.3%	£17,305,610	-1.4%	£17,548,731	1.5%	£17,292,035	5.2%	£16,436,776
	Total Liabilities	£7,431,612	-8.5%	£8,122,387	-11%	£9,121,562	-3.4%	£9,443,354	-7.6%	£10,217,289
	Net Assets	£9,656,343	5.2%	£9,183,223	9%	£8,427,169	7.4%	£7,848,681	26.2%	£6,219,487



## **CASH FLOW**

	Date Of Accounts	31/12/17	(%)	31/12/16	(%)	31/12/15	(%)	31/12/14	(%)	31/12/13
	Net Cashflow from Operations	-	-	£1,945,274	73.8%	£1,119,289	-40.3%	£1,875,770	844.3%	£252,009
	Net Cashflow before Financing	-	-100%	£1,054,441	999.6%	-£117,206	-108.4%	£1,391,948	240.9%	£988,119
	Net Cashflow from Financing	-	-	£440,812	122.5%	£198,085	119.2%	-£1,030,038	-262.7%	£633,205

**DISCLAIMER** : This Report is **PRIVATE & CONFIDENTIAL** and it is prepared at the request of and for its use by the Subscriber only. The Subscriber shall use the contents of the Report merely as an aid to its business. Mira Inform Private Limited ("MIPL") has collated information/data in the Report, which have not been verified unless otherwise specifically mentioned in the Report. The Subscriber shall independently verify the accuracy and correctness of the information/data before in any way acting upon the same. MIPL shall not be liable for any harm, injury, loss or damage caused to the Subscriber due to default by the Subscriber's debtors/beneficiaries in fulfilling their obligations of any nature whatsoever. This Report or any of its portion shall not be used as a documentary evidence or otherwise before any investigative agencies or forum of law. This Report is confidential and proprietary to MIPL. The Subscriber and/or any other person(s) may not reproduce, publish or disclose any of the contents of the Report to others without the express authorization of MIPL. This Report is prepared and issued to the Subscriber without any risk, responsibility or liability on the part of MIPL or its officials.

	Increase in Cash	-	-	£1,495,253	999.9 %	£80,879	- 77.7%	£361,910	202%	- £354,914
---	------------------	---	---	------------	---------	---------	---------	----------	------	------------





## MISCELLANEOUS

	Date Of Accounts	31/12/17	(%)	31/12/16	(%)	31/12/15	(%)	31/12/14	(%)	31/12/13
	Contingent Liability	YES	-	YES	-	YES	-	YES	-	YES
	Capital Employed	£11,547,419	0.4 %	£11,504,574	5.5 %	£10,901,328	4.4%	£10,437,623	18.6 %	£8,801,357
	Number of Employees	111	0.9 %	110	5.8 %	104	19.5 %	87	3.6%	84
	Accountants									
	Auditors	MAZARS LLP								
	Auditor Comments	The audit report contains no adverse comments								
	Bankers	HSBC BANK PLC								
	Bank Branch Code									

## RATIOS

	Date Of Accounts	31/12/17	31/12/16	31/12/15	31/12/14	31/12/13
	Pre-tax profit margin %	2.75	2.90	5.06	4.66	3.67
	Current ratio	2.46	2.44	2.14	2.03	1.72
	Sales/Net Working Capital	4.54	4.61	4.80	5.48	6.37
	Gearing %	21.10	33.50	50.70	61.30	88.40
	Equity in %	56.50	53.10	48	45.40	37.80
	Creditor Days	10.50	15.82	18.69	21.75	19.53
	Debtor Days	48.48	58.75	63.76	53.64	63.28
	Liquidity/Acid Test	1.70	1.64	1.37	1.25	0.98
	Return On Capital Employed %	8.75	9.73	16.83	17.25	14.61
	Return On Total Assets Employed %	5.91	6.46	10.45	10.41	7.82

**DISCLAIMER** : This Report is **PRIVATE & CONFIDENTIAL** and it is prepared at the request of and for its use by the Subscriber only. The Subscriber shall use the contents of the Report merely as an aid to its business. Mira Inform Private Limited ("MIPL") has collated information/data in the Report, which have not been verified unless otherwise specifically mentioned in the Report. The Subscriber shall independently verify the accuracy and correctness of the information/data before in any way acting upon the same. MIPL shall not be liable for any harm, injury, loss or damage caused to the Subscriber due to default by the Subscriber's debtors/beneficiaries in fulfilling their obligations of any nature whatsoever. This Report or any of its portion shall not be used as a documentary evidence or otherwise before any investigative agencies or forum of law. This Report is confidential and proprietary to MIPL. The Subscriber and/or any other person(s) may not reproduce, publish or disclose any of the contents of the Report to others without the express authorization of MIPL. This Report is prepared and issued to the Subscriber without any risk, responsibility or liability on the part of MIPL or its officials.

	Current Debt Ratio	0.57	0.63	0.78	0.87	1.22
	Total Debt Ratio	0.76	0.88	1.08	1.20	1.64
	Stock Turnover Ratio %	11.34	11.94	14.05	13.67	15.96
	Return on Net Assets Employed %	10.46	12.19	21.77	22.94	20.68

## **REPORT NOTES**

There are no notes to display.

## **STATUS HISTORY**

No Status History found

## **\*EVENT HISTORY**

Date	Description
14/11/2018	Payment Data Update Received
24/10/2018	Payment Data Update Received
10/10/2018	Payment Data Update Received
04/08/2018	New Accounts Filed
04/08/2018	New Accounts Filed
24/04/2018	Confirmation Statement
28/07/2017	New Accounts Filed
28/07/2017	New Accounts Filed
19/05/2017	Confirmation Statement
02/12/2016	Mr J.S. Shonn has left the board
28/09/2016	New Accounts Filed
28/09/2016	New Accounts Filed
15/04/2016	Annual Returns
18/03/2016	Payment Data Update Received
19/02/2016	Payment Data Update Received

## **PREVIOUS COMPANY NAMES**

Date	Previous Name
13/05/1997	ELEGANT CRAYONS (UK) LIMITED
24/10/1988	PURGEZAP LIMITED

**DISCLAIMER** : This Report is **PRIVATE & CONFIDENTIAL** and it is prepared at the request of and for its use by the Subscriber only. The Subscriber shall use the contents of the Report merely as an aid to its business. Mira Inform Private Limited ("MIPL") has collated information/data in the Report, which have not been verified unless otherwise specifically mentioned in the Report. The Subscriber shall independently verify the accuracy and correctness of the information/data before in any way acting upon the same. MIPL shall not be liable for any harm, injury, loss or damage caused to the Subscriber due to default by the Subscriber's debtors/beneficiaries in fulfilling their obligations of any nature whatsoever. This Report or any of its portion shall not be used as a documentary evidence or otherwise before any investigative agencies or forum of law. This Report is confidential and proprietary to MIPL. The Subscriber and/or any other person(s) may not reproduce, publish or disclose any of the contents of the Report to others without the express authorization of MIPL. This Report is prepared and issued to the Subscriber without any risk, responsibility or liability on the part of MIPL or its officials.

## **WRIT DETAILS**

No writs found

## **STATISTICS**

<b>Group</b>	2 companies
<b>Linkages</b>	0 companies
<b>Countries</b>	In 0 countries

## **SUMMARY**

<b>Holding Company</b>	EUROSTATION LIMITED
<b>Ownership Status</b>	Wholly Owned
<b>Ultimate Holding Company</b>	EUROSTATION LIMITED

## **GROUP STRUCTURE FULL**

Company Name	Registered Number	Latest Key Financials	Consol. Accounts	Turnover
EUROSTATION LIMITED	04037712	31.12.2017	Y	£39,261,997
151 PRODUCTS LIMITED	02149608	31.12.2017	N	£36,721,130

## **MORTGAGE DETAILS**

<b>Mortgage Type:</b>	
<b>Date Charge Created:</b>	04/02/14
<b>Date Charge Registered:</b>	08/02/14
<b>Date Charge Satisfied:</b>	-
<b>Status:</b>	OUTSTANDING
<b>Person(s) Entitled:</b>	BARCLAYS BANK PLC;
<b>Amount Secured:</b>	
<b>Details:</b>	CONTAINS FIXED CHARGE.NOTIFICATION OF ADDITION TO OR AMENDMENT OF CHARGE.
<b>Mortgage Type:</b>	FLOATING CHARGE (ALL ASSETS)
<b>Date Charge Created:</b>	13/01/11
<b>Date Charge Registered:</b>	15/01/11

**DISCLAIMER :** This Report is **PRIVATE & CONFIDENTIAL** and it is prepared at the request of and for its use by the Subscriber only. The Subscriber shall use the contents of the Report merely as an aid to its business. Mira Inform Private Limited ("MIPL") has collated information/data in the Report, which have not been verified unless otherwise specifically mentioned in the Report. The Subscriber shall independently verify the accuracy and correctness of the information/data before in any way acting upon the same. MIPL shall not be liable for any harm, injury, loss or damage caused to the Subscriber due to default by the Subscriber's debtors/beneficiaries in fulfilling their obligations of any nature whatsoever. This Report or any of its portion shall not be used as a documentary evidence or otherwise before any investigative agencies or forum of law. This Report is confidential and proprietary to MIPL. The Subscriber and/or any other person(s) may not reproduce, publish or disclose any of the contents of the Report to others without the express authorization of MIPL. This Report is prepared and issued to the Subscriber without any risk, responsibility or liability on the part of MIPL or its officials.

<b>Date Charge Satisfied:</b>	-		
<b>Status:</b>	OUTSTANDING		
<b>Person(s) Entitled:</b>	HSBC INVOICE FINANCE (UK) LTD ("THE SECURITY HOLDER")		
<b>Amount Secured:</b>	ALL MONIES DUE OR TO BECOME DUE FROM THE COMPANY TO THE CHARGEES ON ANY ACCOUNT WHATSOEVER UNDER THE TERMS OF THE AFOREMENTIONED INSTRUMENT CREATING OR EVIDENCING THE CHARGE		
<b>Details:</b>	BY WAY OF FLOATING CHARGE ALL THE UNDERTAKING OF THE COMPANY AND ALL ASSETS WHATSOEVER AND WHERESOEVER INCLUDING STOCK IN TRADE AND UNCALLED CAPITAL BUT EXCLUDING ANY DEBTS AND ASSOCIATED RIGHTS RELATING THERETO		

<b>Mortgage Type:</b>	LEGAL ASSIGNMENT		
<b>Date Charge Created:</b>	09/12/10		
<b>Date Charge Registered:</b>	10/12/10		
<b>Date Charge Satisfied:</b>	-		
<b>Status:</b>	OUTSTANDING		
<b>Person(s) Entitled:</b>	HSBC BANK PLC		
<b>Amount Secured:</b>	ALL MONIES DUE OR TO BECOME DUE FROM THE COMPANY TO THE CHARGEES ON ANY ACCOUNT WHATSOEVER		
<b>Details:</b>	ANY CREDIT BALANCE DUE TO THE COMPANY UNDER CONDITION 13 OF THE AGREEMENT FOR THE PURCHASE OF DEBTS AND ANY DISCOUNTING ALLOWANCE DUE UNDER THE CONTRACT THE BENEFIT OF ALL THE OTHER PROVISIONS OF THE CONTRACT AND ALL SECURITIES IN RESPECT OF THAT CREDIT BALANCE		
<b>Mortgage Type:</b>	LEGAL MORTGAGE		
<b>Date Charge Created:</b>	21/10/09		
<b>Date Charge Registered:</b>	11/11/09		
<b>Date Charge Satisfied:</b>	-		
<b>Status:</b>	OUTSTANDING		
<b>Person(s) Entitled:</b>	HSBC BANK PLC		
<b>Amount Secured:</b>	ALL MONIES DUE OR TO BECOME DUE FROM THE COMPANY TO THE CHARGEES ON ANY ACCOUNT WHATSOEVER		
<b>Details:</b>	F/H CHILL OUT ABBOTSFIELD ROAD ABBOTSFIELD INDUSTRIAL ESTATE ST HELENS MERSEYSIDE T/NO SM495060		

<b>Mortgage Type:</b>	FIXED CHARGE ON PURCHASED DEBTS WHICH FAIL TO VEST		
<b>Date Charge Created:</b>	11/12/00		
<b>Date Charge Registered:</b>	13/12/00		
<b>Date Charge Satisfied:</b>	-		
<b>Status:</b>	OUTSTANDING		
<b>Person(s) Entitled:</b>	HSBC INVOICE FINANCE (UK) LTD		
<b>Amount Secured:</b>	ALL MONIES DUE OR TO BECOME DUE FROM THE COMPANY TO THE CHARGEES WHETHER ARISING UNDER AN AGREEMENT FOR THE PURCHASE OF DEBTS OR OTHERWISE		
<b>Details:</b>	BY WAY OF FIXED EQUITABLE CHARGE ALL DEBTS PURCHASED OR PURPORTED TO BE PURCHASED BY THE SECURITY HOLDER		

	PURSUANT TO AN AGREEMENT FOR THE PURCHASE OF DEBTS BETWEEN THE SECURITY HOLDER AND THE COMPANY (INCLUDING ASSOCIATED RIGHTS RELATING THERETO) WHICH FAIL TO VEST EFFECTIVELY OR ABSOLUTELY IN THE SECURITY HOLDER FOR ANY REASON		
<b>Mortgage Type:</b>	DEBENTURE		
<b>Date Charge Created:</b>	29/11/00		
<b>Date Charge Registered:</b>	02/12/00		
<b>Date Charge Satisfied:</b>	-		
<b>Status:</b>	OUTSTANDING		
<b>Person(s) Entitled:</b>	HSBC BANK PLC		
<b>Amount Secured:</b>	ALL MONIES DUE OR TO BECOME DUE FROM THE COMPANY TO THE CHARGEES ON ANY ACCOUNT WHATSOEVER		
<b>Details:</b>	FIXED AND FLOATING CHARGES OVER THE UNDERTAKING AND ALL PROPERTY AND ASSETS PRESENT AND FUTURE INCLUDING GOODWILL BOOK DEBTS UNCALLED CAPITAL BUILDINGS FIXTURES FIXED PLANT AND MACHINERY		

<b>Mortgage Type:</b>	DEBENTURE		
<b>Date Charge Created:</b>	10/12/97		
<b>Date Charge Registered:</b>	13/12/97		
<b>Date Charge Satisfied:</b>	26/01/01		
<b>Status:</b>	SATISFIED		
<b>Person(s) Entitled:</b>	THE ROYAL BANK OF SCOTLAND PLC		
<b>Amount Secured:</b>	ALL MONIES DUE OR TO BECOME DUE FROM THE COMPANY TO THE CHARGEES ON ANY ACCOUNT WHATSOEVER		
<b>Details:</b>	. FIXED AND FLOATING CHARGES OVER THE UNDERTAKING AND ALL PROPERTY AND ASSETS PRESENT AND FUTURE INCLUDING GOODWILL BOOK DEBTS UNCALLED CAPITAL BUILDINGS FIXTURES FIXED PLANT AND MACHINERY SEE THE MORTGAGE CHARGE DOCUMENT FOR FULL DETAILS		

## **CREDITOR DETAILS**

	<b>Total Number</b>	<b>Total Value</b>
Trade Creditors	<b>0</b>	-
No Creditor Data		

## **TRADE DEBTORS / BAD DEBT DETAIL**

	<b>Total Number of Documented Trade</b>	<b>Total Value of Documented Trade</b>	
Trade Debtors	<b>12</b>	<b>£181,702</b>	
<b>Company Name</b>	<b>Amount</b>		<b>Statement</b>

**DISCLAIMER :** This Report is **PRIVATE & CONFIDENTIAL** and it is prepared at the request of and for its use by the Subscriber only. The Subscriber shall use the contents of the Report merely as an aid to its business. Mira Inform Private Limited ("MIPL") has collated information/data in the Report, which have not been verified unless otherwise specifically mentioned in the Report. The Subscriber shall independently verify the accuracy and correctness of the information/data before in any way acting upon the same. MIPL shall not be liable for any harm, injury, loss or damage caused to the Subscriber due to default by the Subscriber's debtors/beneficiaries in fulfilling their obligations of any nature whatsoever. This Report or any of its portion shall not be used as a documentary evidence or otherwise before any investigative agencies or forum of law. This Report is confidential and proprietary to MIPL. The Subscriber and/or any other person(s) may not reproduce, publish or disclose any of the contents of the Report to others without the express authorization of MIPL. This Report is prepared and issued to the Subscriber without any risk, responsibility or liability on the part of MIPL or its officials.

		Date
Spectrum Lighting (N.E.) Ltd	£67,351	19/07/2017
Abrahams & Johnson Limited	£46,263	13/01/2016
Scan-Brokers International Ltd	£27,571	15/09/2011
R D A Trading (North West) Limited	£10,040	08/05/2018
The Pound Shop (Peterborough) Limited	£8,028	30/01/2015
Greatcloud Limited	£6,873	23/06/2015
M & A Wholesale Supplies Limited	£6,777	25/03/2015
Elasons & Asna Houseware Ltd	£2,554	01/03/2011
Parker Tools (North East) Limited	£2,260	08/08/2017
Home And Fashion Limited	£2,057	08/07/2011
Baker Brothers Limited	£1,528	20/01/2012
Pound Centre + Ltd	£400	22/02/2012

## **PREVIOUS DIRECTOR/COMPANY SECRETARIES**

Name	Current Active Appointments		Previous Appointments	Dissolved Companies
Lita Price	0		2	3
Jeffrey Stewart Shonn	2		2	1
Michael Warren Shonn	0		10	7
Daniel Simon Shonn	11		1	0
Total Persons With Significant Control	1	Total Statements		0
Active	1	Active		0
Ceased	0	Ceased		0

## **ACTIVE PERSONS WITH SIGNIFICANT CONTROL**

Name	Eurostation Limited	Kind	Corporate Entity With Significant Control
Address	39 Bengal Street, Manchester	Notified On	06/04/2016
Post Code	M4 6AF	Legal Form	Limited Company
Authority	Uk	Place Registered	England
Country Registered	England	Registration Number	04037712
Nature Of Control	Ownership of shares - above 75%		

## **CEASED PERSONS WITH SIGNIFICANT CONTROL**

No Ceased Persons With Significant Control To Display

**DISCLAIMER** : This Report is **PRIVATE & CONFIDENTIAL** and it is prepared at the request of and for its use by the Subscriber only. The Subscriber shall use the contents of the Report merely as an aid to its business. Mira Inform Private Limited ("MIPL") has collated information/data in the Report, which have not been verified unless otherwise specifically mentioned in the Report. The Subscriber shall independently verify the accuracy and correctness of the information/data before in any way acting upon the same. MIPL shall not be liable for any harm, injury, loss or damage caused to the Subscriber due to default by the Subscriber's debtors/beneficiaries in fulfilling their obligations of any nature whatsoever. This Report or any of its portion shall not be used as a documentary evidence or otherwise before any investigative agencies or forum of law. This Report is confidential and proprietary to MIPL. The Subscriber and/or any other person(s) may not reproduce, publish or disclose any of the contents of the Report to others without the express authorization of MIPL. This Report is prepared and issued to the Subscriber without any risk, responsibility or liability on the part of MIPL or its officials.

## **ACTIVE STATEMENTS**

No Active Statements To Display

## **CEASED STATEMENTS**

No Ceased Statements To Display

**FOREIGN EXCHANGE RATES**

Currency	Unit	Indian Rupees
US Dollar	1	INR 71.18
UK Pound	1	INR 91.04
Euro	1	INR 81.19
GBP	1	INR 91.01

**Note :** Above are approximate rates obtained from sources believed to be correct

**INFORMATION DETAILS**

Analysis Done by :	VIV
Report Prepared by :	TRU

**DISCLAIMER :** This Report is **PRIVATE & CONFIDENTIAL** and it is prepared at the request of and for its use by the Subscriber only. The Subscriber shall use the contents of the Report merely as an aid to its business. Mira Inform Private Limited ("MIPL") has collated information/data in the Report, which have not been verified unless otherwise specifically mentioned in the Report. The Subscriber shall independently verify the accuracy and correctness of the information/data before in any way acting upon the same. MIPL shall not be liable for any harm, injury, loss or damage caused to the Subscriber due to default by the Subscriber's debtors/beneficiaries in fulfilling their obligations of any nature whatsoever. This Report or any of its portion shall not be used as a documentary evidence or otherwise before any investigative agencies or forum of law. This Report is confidential and proprietary to MIPL. The Subscriber and/or any other person(s) may not reproduce, publish or disclose any of the contents of the Report to others without the express authorization of MIPL. This Report is prepared and issued to the Subscriber without any risk, responsibility or liability on the part of MIPL or its officials.

**RATING EXPLANATIONS**

Credit Rating	Explanation	Rating Comments
A++	Minimum Risk	Business dealings permissible with minimum risk of default
A+	Low Risk	Business dealings permissible with low risk of default
A	Acceptable Risk	Business dealings permissible with moderate risk of default
B	Medium Risk	Business dealings permissible on a regular monitoring basis
C	Medium High Risk	Business dealings permissible preferably on secured basis
D	High Risk	Business dealing not recommended or on secured terms only
NB	New Business	No recommendation can be done due to business in infancy stage
NT	No Trace	No recommendation can be done as the business is not traceable

NB is stated where there is insufficient information to facilitate rating. However, it is not to be considered as unfavourable.

This score serves as a reference to assess SC's credit risk and to set the amount of credit to be extended. It is calculated from a composite of weighted scores obtained from each of the major sections of this report. The assessed factors are as follows:

- Financial condition covering various ratios
- Company background and operations size
- Promoters / Management background
- Payment record
- Litigation against the subject
- Industry scenario / competitor analysis
- Supplier / Customer / Banker review (wherever available)