

MIRA INFORM REPORT

Report No. :	541482
Report Date :	24.11.2018

IDENTIFICATION DETAILS

Name :	FBM METALS (UK) LIMITED
Formerly Known As :	FRITZ BENDER METALS (U.K.) LIMITED
Registered Office :	5 Beauchamp Court 10 Victors Way Barnet En5 5tz
Country :	United States
Financials (as on) :	31.12.2017
Date of Incorporation :	12.08.1975
Com. Reg. No.:	01222727
Legal Form :	Private limited with Share Capital
Line of Business :	<ul style="list-style-type: none"> • Recovery of Sorted Materials • Trade in metal
No. of Employees :	1 (2017)

RATING & COMMENTS

(Mira Inform has adopted New Rating mechanism w.e.f. 23rd January 2017)

MIRA's Rating :

A

Credit Rating	Explanation	Rating Comments
A	Acceptable Risk	Business dealings permissible with moderate risk of default

Status :	Satisfactory
Payment Behaviour :	Slow but Correct
Litigation :	Clear

NOTES :

Any query related to this report can be made on e-mail : infodept@mirainform.com while quoting report number, name and date.

ECGC Country Risk Classification List

Country Name	Previous Rating (30.06.2018)	Current Rating (30.09.2018)
United States	A1	A1

Risk Category	ECGC Classification
Insignificant	A1
Low Risk	A2
Moderately Low Risk	B1
Moderate Risk	B2
Moderately High Risk	C1
High Risk	C2
Very High Risk	D

DISCLAIMER : This Report is **PRIVATE & CONFIDENTIAL** and it is prepared at the request of and for its use by the Subscriber only. The Subscriber shall use the contents of the Report merely as an aid to its business. Mira Inform Private Limited ("MIPL") has collated information/data in the Report, which have not been verified unless otherwise specifically mentioned in the Report. The Subscriber shall independently verify the accuracy and correctness of the information/data before in any way acting upon the same. MIPL shall not be liable for any harm, injury, loss or damage caused to the Subscriber due to default by the Subscriber's debtors/beneficiaries in fulfilling their obligations of any nature whatsoever. This Report or any of its portion shall not be used as a documentary evidence or otherwise before any investigative agencies or forum of law. This Report is confidential and proprietary to MIPL. The Subscriber and/or any other person(s) may not reproduce, publish or disclose any of the contents of the Report to others without the express authorization of MIPL. This Report is prepared and issued to the Subscriber without any risk, responsibility or liability on the part of MIPL or its officials.

UNITED STATES - ECONOMIC OVERVIEW

Singapore has a highly developed and successful free-market economy. It enjoys an open and corruption-free environment, stable prices, and a per capita GDP higher than that of most developed countries. Unemployment is very low. The economy depends heavily on exports, particularly of electronics, petroleum products, chemicals, medical and optical devices, pharmaceuticals, and on Singapore's vibrant transportation, business, and financial services sectors.

The economy contracted 0.6% in 2009 as a result of the global financial crisis, but has continued to grow since 2010. Growth from 2012-2017 was slower than during the previous decade, a result of slowing structural growth - as Singapore reached high-income levels - and soft global demand for exports. Growth recovered to 3.6% in 2017 with a strengthening global economy.

The government is attempting to restructure Singapore's economy to reduce its dependence on foreign labor, raise productivity growth, and increase wages amid slowing labor force growth and an aging population. Singapore has attracted major investments in advanced manufacturing, pharmaceuticals, and medical technology production and will continue efforts to strengthen its position as Southeast Asia's leading financial and technology hub. Singapore is a signatory of the Comprehensive and Progressive Agreement for Trans-Pacific Partnership (CPTPP), and a party to the Regional Comprehensive Economic Partnership (RCEP) negotiations with nine other ASEAN members plus Australia, China, India, Japan, South Korea, and New Zealand. In 2015, Singapore formed, with the other ASEAN members, the ASEAN Economic Community.

Source : CIA

COMPANY NAME AND ADDRESS

Company Name: **FBM METALS (UK) LIMITED**
Company No: **01222727**
Registered Address: **5 BEAUCHAMP COURT 10 VICTORS WAY BARNET EN5 5TZ**

COMPANY SUMMARY

Registered Address 5 BEAUCHAMP COURT
10 VICTORS WAY
BARNET
EN5 5TZ

Trading Address Flat 5
Vantage Point
12 Victors Way
BARNET
EN5 5TZ

Website Address <http://www.fbmmetals.com>

Telephone Number -

Fax Number

TPS -

FPS Yes

Incorporation Date 12/08/1975

Previous Name FRITZ BENDER METALS (U.K.) LIMITED

Type Private limited with Share Capital

FTSE Index -

Date of Change 06/10/2003

Filing Date of Accounts 14/07/2018

Currency GBP

Share Capital £10

SIC07	38320
Charity Number	-
SIC07 Description	RECOVERY OF SORTED MATERIALS
Principal Activity	Trade in metal.

ADDITIONAL INFORMATION

CCJ's	0 (£0)
No CCJ Information To Display	
Ultimate Holding Company	FBM HOLDINGS LIMITED
Accountant	-
Mortgages	3
Trade Debtors	-
Group	2 companies
Linkages	0 companies
Countries	In 0 countries

KEY FINANCIALS

Year to Date	Turnover	Pre Tax Profit	Shareholder's Funds	Employees
31/12/2017	£18,730,352	£1,759,522	£6,572,047	1
31/12/2016	£11,953,699	£1,135,921	£5,128,882	7
31/12/2015	£8,907,118	£174,358	£4,220,807	7

MORTGAGE SUMMARY

Total Mortgage	3
Outstanding	2
Satisfied	1

TRADE DEBTORS / BAD DEBT SUMMARY

Total Number of Documented Trade	1
Total Value of Documented Trade	£14,013

DISCLAIMER : This Report is **PRIVATE & CONFIDENTIAL** and it is prepared at the request of and for its use by the Subscriber only. The Subscriber shall use the contents of the Report merely as an aid to its business. Mira Inform Private Limited ("MIPL") has collated information/data in the Report, which have not been verified unless otherwise specifically mentioned in the Report. The Subscriber shall independently verify the accuracy and correctness of the information/data before in any way acting upon the same. MIPL shall not be liable for any harm, injury, loss or damage caused to the Subscriber due to default by the Subscriber's debtors/beneficiaries in fulfilling their obligations of any nature whatsoever. This Report or any of its portion shall not be used as a documentary evidence or otherwise before any investigative agencies or forum of law. This Report is confidential and proprietary to MIPL. The Subscriber and/or any other person(s) may not reproduce, publish or disclose any of the contents of the Report to others without the express authorization of MIPL. This Report is prepared and issued to the Subscriber without any risk, responsibility or liability on the part of MIPL or its officials.

COMMENTARY

This company's ratio of total liabilities to total assets indicates the presence of strong equity funding.
This company's return on total assets employed ratio indicates a highly efficient use of assets.
The company has more cash than short term bank borrowings.
This company trades in an industry with a lower level of corporate failures.

CCJ

Total Number of Exact CCJs -	0	Total Value of Exact CCJs -	
Total Number of Possible CCJs -	0	Total Value of Possible CCJs -	
Total Number of Satisfied CCJs -	0	Total Value of Satisfied CCJs -	
Total Number of Writs -	-		
Total Current Directors	2	Total Current Secretaries	1
Total Previous Directors / Company Secretaries	5	Total Person's With Significant Control	1

CURRENT DIRECTORS

Title	Mr	Function	Director
Name	Henry Edward Wilkinson	Nationality	British
Date of Birth	02/1976	Present Appointments	3
Latest Address	5 Beauchamp Court, 10 Victors Way, Barnet	Appointment Date	31/07/2015
Post Code	EN5 5TZ		
Other Actions	View Director Report	View Consumer Report	View AML Report
	View Trace Report	View Compliance Report	
Title	Mr	Function	Director
Name	Michael Stephen Gawne	Nationality	British
Date of Birth	03/1983	Present Appointments	2
Latest Address	5 Beauchamp Court, 10 Victors Way, Barnet	Appointment Date	31/07/2015
Post Code	EN5 5TZ		
Other Actions	View Director Report	View Consumer Report	View AML Report
	View Trace Report	View Compliance Report	

CURRENT COMPANY SECRETARY







Title	Mr	Function	Company Secretary
Name	Henry Edward Wilkinson	Nationality	
Date of Birth	-	Present Appointments	1
Latest Address	5 Beauchamp Court, 10 Victors Way, Barnet	Appointment Date	12/07/2018
Post Code	EN5 5TZ		
Other Actions		View Consumer Report	View Trace Report
	View Compliance Report		

TOP SHAREHOLDERS

Name	Currency	Share Count	Share Type	Nominal Value	% of Total Share Count
FBM HOLDINGS LIMITED	GBP	10	ORDINARY	1	100

FINANCIALS

Profit & Loss

	Date Of Accounts	31/12/17	(%)	31/12/16	(%)	31/12/15	(%)	31/12/14	(%)	31/12/13
	Weeks	52	(%)	52	(%)	52	(%)	52	(%)	52
	Currency	GBP	(%)	GBP	(%)	GBP	(%)	GBP	(%)	GBP
	Consolidated A/cs	N	(%)	N	(%)	N	(%)	N	(%)	N
	Turnover	£18,730,352	56.7%	£11,953,699	34.2%	£8,907,118	-38.4%	£14,448,922	34.8%	£10,714,962
	Export	£18,107,128	56%	£11,608,362	33.9%	£8,671,419	-39.9%	£14,429,446	35.3%	£10,667,194
	Cost of Sales	£16,047,161	48.4%	£10,811,233	27.4%	£8,483,931	-36.4%	£13,329,956	33.5%	£9,982,506
	Gross Profit	£2,683,191	134.9%	£1,142,466	170%	£423,187	-62.2%	£1,118,966	52.8%	£732,456
	Wages & Salaries	£42,132	-68.5%	£133,872	-20%	£167,382	-53.1%	£356,931	-14.4%	£416,802
	Directors	£1,620	-73%	£6,000	-	£34,165	-	£66,085	-	£125,729











DISCLAIMER : This Report is **PRIVATE & CONFIDENTIAL** and it is prepared at the request of and for its use by the Subscriber only. The Subscriber shall use the contents of the Report merely as an aid to its business. Mira Inform Private Limited ("MIPL") has collated information/data in the Report, which have not been verified unless otherwise specifically mentioned in the Report. The Subscriber shall independently verify the accuracy and correctness of the information/data before in any way acting upon the same. MIPL shall not be liable for any harm, injury, loss or damage caused to the Subscriber due to default by the Subscriber's debtors/beneficiaries in fulfilling their obligations of any nature whatsoever. This Report or any of its portion shall not be used as a documentary evidence or otherwise before any investigative agencies or forum of law. This Report is confidential and proprietary to MIPL. The Subscriber and/or any other person(s) may not reproduce, publish or disclose any of the contents of the Report to others without the express authorization of MIPL. This Report is prepared and issued to the Subscriber without any risk, responsibility or liability on the part of MIPL or its officials.

	Emoluments				82.4 %		48.3 %		47.4 %	
	Operating Profit	£1,696,968	58.6 %	£1,070,019	771.3 %	£122,807	- 82.7 %	£709,883	154.1 %	£279,356
	Depreciation	£4,983	- 30.6 %	£7,184	- 43.2 %	£12,648	- 51.8 %	£26,254	- 10.2 %	£29,231
	Audit Fees	£15,000	- 42.9 %	£26,250	-4.5%	£27,500	0.2%	£27,450	11.1 %	£24,700
	Interest Payments	£298	462.3 %	£53	- 58.9 %	£129	-	-	- 100%	£179
	Pre Tax Profit	£1,759,522	54.9 %	£1,135,921	551.5 %	£174,358	- 75.5 %	£712,619	125.5 %	£316,081
	Taxation	-£316,357	- 38.8 %	-£227,846	- 531.4 %	-£36,086	76.6 %	-£154,087	- 110.3 %	-£73,266
	Profit After Tax	£1,443,165	58.9 %	£908,075	556.7 %	£138,272	- 75.2 %	£558,532	130%	£242,815
	Dividends Payable	-	-	-	-	-	- 100 %	£14,400	-	-
	Retained Profit	£1,443,165	58.9 %	£908,075	556.7 %	£138,272	- 74.6 %	£544,132	124.1 %	£242,815






Balance Sheet

	Date Of Accounts	31/12/17	(%)	31/12/16	(%)	31/12/15	(%)	31/12/14	(%)	31/12/13
	Tangible Assets	£13,557	- 50.6 %	£27,453	- 25.4 %	£36,795	- 44.3%	£66,010	- 9.1%	£72,656
	Intangible Assets	0	-	0	-	0	-	0	-	0
	Total Fixed Assets	£13,557	- 50.6 %	£27,453	- 25.4 %	£36,795	- 44.3%	£66,010	- 9.1%	£72,656
	Stock	£1,321,287	83.9 %	£718,662	-19%	£887,508	2.2%	£868,488	- 4.2%	£906,565
	Trade Debtors	£2,395,809	20.7 %	£1,985,375	90.7 %	£1,041,024	- 48.5%	£2,020,300	24.9 %	£1,618,100
	Cash	£841,239	10.6 %	£760,843	25.5 %	£606,329	-75%	£2,423,703	-5%	£2,550,097
	Other Debtors	£4,583,747	27.3 %	£3,601,309	31.9 %	£2,730,155	742.6 %	£324,013	138 %	£136,124

DISCLAIMER : This Report is **PRIVATE & CONFIDENTIAL** and it is prepared at the request of and for its use by the Subscriber only. The Subscriber shall use the contents of the Report merely as an aid to its business. Mira Inform Private Limited ("MIPL") has collated information/data in the Report, which have not been verified unless otherwise specifically mentioned in the Report. The Subscriber shall independently verify the accuracy and correctness of the information/data before in any way acting upon the same. MIPL shall not be liable for any harm, injury, loss or damage caused to the Subscriber due to default by the Subscriber's debtors/beneficiaries in fulfilling their obligations of any nature whatsoever. This Report or any of its portion shall not be used as a documentary evidence or otherwise before any investigative agencies or forum of law. This Report is confidential and proprietary to MIPL. The Subscriber and/or any other person(s) may not reproduce, publish or disclose any of the contents of the Report to others without the express authorization of MIPL. This Report is prepared and issued to the Subscriber without any risk, responsibility or liability on the part of MIPL or its officials.

	Miscellaneous Current Assets	0	-	0	-	0	-	0	-	0
	Total Current Assets	£9,142,082	29.4 %	£7,066,189	34.2 %	£5,265,016	-6.6%	£5,636,504	8.2%	£5,210,886
	Trade Creditors	£1,187,349	17.6 %	£1,009,279	88.1 %	£536,540	-42.1%	£926,803	-1%	£935,959
	Bank Loans & Overdrafts	0	-	0	-100 %	£8,359	-	0	-	0
	Other Short Term Finance	0	-	0	-100 %	£16,573	-	0	-100 %	£7,120
	Miscellaneous Current Liabilities	£1,396,243	46.1 %	£955,481	83.9 %	£519,532	-25.7%	£699,580	-13.5 %	£808,464
	Total Current Liabilities	£2,583,592	31.5 %	£1,964,760	81.8 %	£1,081,004	-33.5%	£1,626,383	-7.1%	£1,751,543
	Bank Loans & Overdrafts and LTL	0	-	0	-100 %	£8,359	-	0	-	0
	Other Long Term Finance	0	-	0	-	0	-	0	-	0
	Total Long Term Liabilities	0	-	0	-	0	-	0	-	0






Capital & Reserves

	Date Of Accounts	31/12/17	(%)	31/12/16	(%)	31/12/15	(%)	31/12/14	(%)	31/12/13
	Called Up Share Capital	£10	-	£10	-	£10	-	£10	-	£10
	P & L Account Reserve	£6,571,947	28.1 %	£5,128,782	21.5 %	£4,220,707	3.5 %	£4,076,031	15.4 %	£3,531,899
	Revaluation Reserve	-	-	-	-	-	-	-	-	-
	Sundry Reserves	£90	-	£90	-	£90	-	£90	-	£90
	Shareholder Funds	£6,572,047	28.1 %	£5,128,882	21.5 %	£4,220,807	3.5 %	£4,076,131	15.4 %	£3,531,999





Other Financial Items

	Date Of	31/12/17	(%)	31/12/16	(%)	31/12/15	(%)	31/12/14	(%)	31/12/13
--	---------	----------	-----	----------	-----	----------	-----	----------	-----	----------



DISCLAIMER : This Report is **PRIVATE & CONFIDENTIAL** and it is prepared at the request of and for its use by the Subscriber only. The Subscriber shall use the contents of the Report merely as an aid to its business. Mira Inform Private Limited ("MIPL") has collated information/data in the Report, which have not been verified unless otherwise specifically mentioned in the Report. The Subscriber shall independently verify the accuracy and correctness of the information/data before in any way acting upon the same. MIPL shall not be liable for any harm, injury, loss or damage caused to the Subscriber due to default by the Subscriber's debtors/beneficiaries in fulfilling their obligations of any nature whatsoever. This Report or any of its portion shall not be used as a documentary evidence or otherwise before any investigative agencies or forum of law. This Report is confidential and proprietary to MIPL. The Subscriber and/or any other person(s) may not reproduce, publish or disclose any of the contents of the Report to others without the express authorization of MIPL. This Report is prepared and issued to the Subscriber without any risk, responsibility or liability on the part of MIPL or its officials.

Account s										
 Net Worth	£6,572,047	28.1 %	£5,128,882	21.5 %	£4,220,807	3.5%	£4,076,131	15.4 %	£3,531,999	
 Working Capital	£6,558,490	28.6 %	£5,101,429	21.9 %	£4,184,012	4.3%	£4,010,121	15.9 %	£3,459,343	
 Total Assets	£9,155,639	29.1 %	£7,093,642	33.8 %	£5,301,811	-7%	£5,702,514	7.9%	£5,283,542	
 Total Liabilities	£2,583,592	31.5 %	£1,964,760	81.8 %	£1,081,004	-33.5 %	£1,626,383	-7.1%	£1,751,543	
 Net Assets	£6,572,047	28.1 %	£5,128,882	21.5 %	£4,220,807	3.5%	£4,076,131	15.4 %	£3,531,999	

Cash Flow

Date Of Accounts	31/12/17	(%)	31/12/16	(%)	31/12/15	(%)	31/12/14	(%)	31/12/13
 Net Cashflow from Operations	£302,007	33.3 %	£226,620	112.5 %	-£1,806,770	-999.9 %	-£8,766	-101.9 %	£468,358
 Net Cashflow before Financing	£91,010	-50%	£182,066	109.9 %	-£1,842,306	-999.9 %	-£126,394	-115.4 %	£822,399
 Net Cashflow from Financing	-£10,614	44.7 %	-£19,193	215.8 %	£16,573	-	-	100%	-£4,293,092
 Increase in Cash	£80,396	-50.6 %	£162,873	108.9 %	-£1,825,733	-999.9 %	-£126,394	96.4%	-£3,470,693






Miscellaneous

Date Of Accounts	31/12/17	(%)	31/12/16	(%)	31/12/15	(%)	31/12/14	(%)	31/12/13	
Contingent Liability	NO	-	NO	-	NO	-	NO	-	NO	
 Capital Employed	£6,572,047	28.1 %	£5,128,882	21.5 %	£4,220,807	3.5%	£4,076,131	15.4 %	£3,531,999	
 Number of Employees	1	-85.7 %	7	-	7	-12.5 %	8	-	8	
Accountants										
Auditors	EVANS MOCKLER LIMITED									
Auditor Comments	The audit report contains no adverse comments									
Bankers										

DISCLAIMER : This Report is **PRIVATE & CONFIDENTIAL** and it is prepared at the request of and for its use by the Subscriber only. The Subscriber shall use the contents of the Report merely as an aid to its business. Mira Inform Private Limited ("MIPL") has collated information/data in the Report, which have not been verified unless otherwise specifically mentioned in the Report. The Subscriber shall independently verify the accuracy and correctness of the information/data before in any way acting upon the same. MIPL shall not be liable for any harm, injury, loss or damage caused to the Subscriber due to default by the Subscriber's debtors/beneficiaries in fulfilling their obligations of any nature whatsoever. This Report or any of its portion shall not be used as a documentary evidence or otherwise before any investigative agencies or forum of law. This Report is confidential and proprietary to MIPL. The Subscriber and/or any other person(s) may not reproduce, publish or disclose any of the contents of the Report to others without the express authorization of MIPL. This Report is prepared and issued to the Subscriber without any risk, responsibility or liability on the part of MIPL or its officials.

Bank Branch Code	
------------------------	--

Ratios

	Date Of Accounts	31/12/17	31/12/16	31/12/15	31/12/14	31/12/13
	Pre-tax profit margin %	9.39	9.50	1.96	4.93	2.95
	Current ratio	3.54	3.60	4.87	3.47	2.98
	Sales/Net Working Capital	2.86	2.34	2.13	3.60	3.10
	Gearing %	0	0	0.20	0	0
	Equity in %	71.80	72.30	79.60	71.50	66.80
	Creditor Days	23.07	30.73	21.92	23.34	31.79
	Debtor Days	46.55	60.45	42.54	50.89	54.96
	Liquidity/Acid Test	3.02	3.23	4.04	2.93	2.45
	Return On Capital Employed %	26.77	22.14	4.13	17.48	8.94
	Return On Total Assets Employed %	19.21	16.01	3.28	12.49	5.98
	Current Debt Ratio	0.39	0.38	0.25	0.39	0.49
	Total Debt Ratio	0.39	0.38	0.25	0.39	0.49
	Stock Turnover Ratio %	7.05	6.01	9.96	6.01	8.46
	Return on Net Assets Employed %	26.77	22.14	4.13	17.48	8.94

EVENT HISTORY VIEW DOCUMENTS

Date	Description
18/08/2018	Confirmation Statement
03/08/2018	Ms L.J. Hodson has resigned as company secretary
03/08/2018	Mr M.J. Wilkinson has left the board
03/08/2018	New Company Secretary Mr H.E. Wilkinson appointed
20/07/2018	New Accounts Filed
20/07/2018	New Accounts Filed
10/04/2018	Payment Data Update Received
26/01/2018	Change in Reg.Office
26/01/2018	Change of Company Postcode
06/12/2017	Payment Data Update Received
02/10/2017	New Accounts Filed
26/07/2017	Confirmation Statement
22/02/2017	Payment Data Update Received
25/01/2017	Payment Data Update Received
06/10/2016	New Accounts Filed

DISCLAIMER : This Report is **PRIVATE & CONFIDENTIAL** and it is prepared at the request of and for its use by the Subscriber only. The Subscriber shall use the contents of the Report merely as an aid to its business. Mira Inform Private Limited ("MIPL") has collated information/data in the Report, which have not been verified unless otherwise specifically mentioned in the Report. The Subscriber shall independently verify the accuracy and correctness of the information/data before in any way acting upon the same. MIPL shall not be liable for any harm, injury, loss or damage caused to the Subscriber due to default by the Subscriber's debtors/beneficiaries in fulfilling their obligations of any nature whatsoever. This Report or any of its portion shall not be used as a documentary evidence or otherwise before any investigative agencies or forum of law. This Report is confidential and proprietary to MIPL. The Subscriber and/or any other person(s) may not reproduce, publish or disclose any of the contents of the Report to others without the express authorization of MIPL. This Report is prepared and issued to the Subscriber without any risk, responsibility or liability on the part of MIPL or its officials.

PREVIOUS COMPANY NAMES

Date	Previous Name
06/10/2003	FRITZ BENDER METALS (U.K.) LIMITED

Writ Details

No writs found

STATISTICS

Group	2 companies
Linkages	0 companies
Countries	In 0 countries

SUMMARY

Holding Company	FBM HOLDINGS LIMITED
Ownership Status	Wholly Owned
Ultimate Holding Company	FBM HOLDINGS LIMITED

GROUP STRUCTURE FULL

Company Name	Registered Number	Latest Key Financials	Consol. Accounts	Turnover
FBM HOLDINGS LIMITED	09497236	31.12.2017	Y	£18,730,353
FBM METALS (UK) LIMITED	01222727	31.12.2017	N	£18,730,352

Group	2 companies
Linkages	0 companies
Countries	In 0 countries

MORTGAGE DETAILS

Mortgage Type:	CHARGE OF DEPOSIT		
Date Charge Created:	07/02/03		
Date Charge Registered:	14/02/03		
Date Charge Satisfied:	-		
Status:	OUTSTANDING		
Person(s) Entitled:	NATIONAL WESTMINSTER BANK PLC		
Amount Secured:	ALL MONIES DUE OR TO BECOME DUE FROM THE COMPANY TO THE CHARGE ON ANY ACCOUNT WHATSOEVER		
Details:	ALL DEPOSITS CREDITED TO ACCOUNT NO 78855454 WITH THE BANK AND ANY DEPOSIT OR ACCOUNT OF ANY OTHER CURRENCY		
Mortgage Type:	CHARGE OVER CREDIT BALANCES		
Date Charge Created:	13/05/94		
Date Charge Registered:	20/05/94		
Date Charge Satisfied:	12/09/16		
Status:	SATISFIED		
Person(s) Entitled:	NATIONAL WESTMINSTER BANK PLC;		
Amount Secured:			
Details:	THE SUM OF £225,000 TOGETHER WITH INTEREST ACCRUED NOW OR TO BE HELD BY THE BANK ON AN ACCOUNT NUMBERED 83917853 AND EARMARKED OR DESIGNATED BY REFERENCE TO THE COMPANY		
Mortgage Type:	MORTGAGE DEBENTURE		
Date Charge Created:	12/12/86		
Date Charge Registered:	18/12/86		
Date Charge Satisfied:	-		
Status:	OUTSTANDING		
Person(s) Entitled:	NATIONAL WESTMINSTER BANK PLC		
Amount Secured:	ALL MONIES DUE OR TO BECOME DUE FROM THE COMPANY TO THE CHARGE ON ANY ACCOUNT WHATSOEVER		
Details:	A SPECIFIC EQUITABLE CHARGE OVER ALL FREEHOLD AND LEASEHOLD PROPERTIES AND/OR THE PROCEEDS OF SALE THEREOF FIXED AND FLOATING CHARGES OVER UNDERTAKING AND ALL PROPERTY AND ASSETS PRESENT AND FUTURE INCLUDING GOODWILL BOOKDEBTS AND THE BENEFITS OF ANY LICENCES		

CREDITOR DETAILS

	Total Number	Total Value
Trade Creditors	0	-
No Creditor Data		

TRADE DEBTORS / BAD DEBT DETAIL

	Total Number of Documented Trade	Total Value of Documented Trade	
Trade Debtors	1	£14,013	
Company Name		Amount	Statement Date
G M F (Bradford) Limited		£14,013	12/09/2012

PREVIOUS DIRECTOR/COMPANY SECRETARIES

Name	Current Active Appointments	Previous Appointments	Dissolved Companies
Julia Wilkinson	0	1	2
Ralf Michael Bender	0	1	0
Michael John Wilkinson	1	1	0
Ansgar Uhlemann	0	1	0
Leona Jane Hodson	0	1	0
Total Persons With Significant Control	1	Total Statements	0
Active	1	Active	0
Ceased	0	Ceased	0

ACTIVE PERSONS WITH SIGNIFICANT CONTROL

Name	Fbm Holdings Limited	Kind	Corporate Entity With Significant Control
Address	Morton House Victoria Street, St. Albans, Hertfordshire	Notified On	06/04/2016
Post Code	AL1 3XH	Legal Form	Limited Company
Authority	Companies Act 2006	Place Registered	England & Wales
Country Registered	England	Registration Number	09497236
Nature Of Control	Ownership of shares - above 75%		

CEASED PERSONS WITH SIGNIFICANT CONTROL

No Ceased Persons With Significant Control To Display

ACTIVE STATEMENTS

No Active Statements To Display

CEASED STATEMENTS

No Ceased Statements To Display

FOREIGN EXCHANGE RATES

Currency	Unit	Indian Rupees
US Dollar	1	INR 71.18
UK Pound	1	INR 91.04
Euro	1	INR 81.19
GBP	1	INR 90.62

Note : Above are approximate rates obtained from sources believed to be correct

INFORMATION DETAILS

Analysis Done by :	PRI
Report Prepared by :	KET

DISCLAIMER : This Report is **PRIVATE & CONFIDENTIAL** and it is prepared at the request of and for its use by the Subscriber only. The Subscriber shall use the contents of the Report merely as an aid to its business. Mira Inform Private Limited ("MIPL") has collated information/data in the Report, which have not been verified unless otherwise specifically mentioned in the Report. The Subscriber shall independently verify the accuracy and correctness of the information/data before in any way acting upon the same. MIPL shall not be liable for any harm, injury, loss or damage caused to the Subscriber due to default by the Subscriber's debtors/beneficiaries in fulfilling their obligations of any nature whatsoever. This Report or any of its portion shall not be used as a documentary evidence or otherwise before any investigative agencies or forum of law. This Report is confidential and proprietary to MIPL. The Subscriber and/or any other person(s) may not reproduce, publish or disclose any of the contents of the Report to others without the express authorization of MIPL. This Report is prepared and issued to the Subscriber without any risk, responsibility or liability on the part of MIPL or its officials.

RATING EXPLANATIONS

Credit Rating	Explanation	Rating Comments
A++	Minimum Risk	Business dealings permissible with minimum risk of default
A+	Low Risk	Business dealings permissible with low risk of default
A	Acceptable Risk	Business dealings permissible with moderate risk of default
B	Medium Risk	Business dealings permissible on a regular monitoring basis
C	Medium High Risk	Business dealings permissible preferably on secured basis
D	High Risk	Business dealing not recommended or on secured terms only
NB	New Business	No recommendation can be done due to business in infancy stage
NT	No Trace	No recommendation can be done as the business is not traceable

NB is stated where there is insufficient information to facilitate rating. However, it is not to be considered as unfavourable.

This score serves as a reference to assess SC's credit risk and to set the amount of credit to be extended. It is calculated from a composite of weighted scores obtained from each of the major sections of this report. The assessed factors are as follows:

- Financial condition covering various ratios
- Company background and operations size
- Promoters / Management background
- Payment record
- Litigation against the subject
- Industry scenario / competitor analysis
- Supplier / Customer / Banker review (wherever available)

DISCLAIMER : This Report is **PRIVATE & CONFIDENTIAL** and it is prepared at the request of and for its use by the Subscriber only. The Subscriber shall use the contents of the Report merely as an aid to its business. Mira Inform Private Limited ("MIPL") has collated information/data in the Report, which have not been verified unless otherwise specifically mentioned in the Report. The Subscriber shall independently verify the accuracy and correctness of the information/data before in any way acting upon the same. MIPL shall not be liable for any harm, injury, loss or damage caused to the Subscriber due to default by the Subscriber's debtors/beneficiaries in fulfilling their obligations of any nature whatsoever. This Report or any of its portion shall not be used as a documentary evidence or otherwise before any investigative agencies or forum of law. This Report is confidential and proprietary to MIPL. The Subscriber and/or any other person(s) may not reproduce, publish or disclose any of the contents of the Report to others without the express authorization of MIPL. This Report is prepared and issued to the Subscriber without any risk, responsibility or liability on the part of MIPL or its officials.