

MIRA INFORM REPORT

Report No. :	540398
Report Date :	23.11.2018

IDENTIFICATION DETAILS

Name :	INTER TOUCH METAL BUILDINGS PRIVATE LIMITED
Registered Office :	202-205 Ten Square Mall, 1st Floor, No 64, Jawarahalal Nehru Road, Koyambedu, Chennai – 600107, Tamilnadu
Tel. No.:	91-44-42936666
Country :	India
Financials (as on) :	31.03.2017
Date of Incorporation :	25.08.2000
CIN No.: [Company Identification No.]	U26931TN2000PTC045625
Capital Investment / Paid-up Capital :	INR 48.365 Million
PAN No.: [Permanent Account No.]	AAACI7758N
GSTN : [Goods & Service Tax Registration No.]	29AAACI7758N1ZS – Karnataka 09AAACI7758N1ZU - Uttar Pradesh 33AAACI7758N1Z3 – Tamilnadu 07AAACI7758N2ZX – Delhi 37AAACI7758N1ZV – Andhra Pradesh
Legal Form :	Private Limited Liability Company.
Line of Business :	Subject is engaged into the business of Purchase and Sale of Erection of Pre Engineered Building and its Components. [Registered Activity]
No. of Employees :	Information denied by the management

RATING & COMMENTS

(Mira Inform has adopted New Rating mechanism w.e.f. 23rd January 2017)

DISCLAIMER : This Report is **PRIVATE & CONFIDENTIAL** and it is prepared at the request of and for its use by the Subscriber only. The Subscriber shall use the contents of the Report merely as an aid to its business. Mira Inform Private Limited ("MIPL") has collated information/data in the Report, which have not been verified unless otherwise specifically mentioned in the Report. The Subscriber shall independently verify the accuracy and correctness of the information/data before in any way acting upon the same. MIPL shall not be liable for any harm, injury, loss or damage caused to the Subscriber due to default by the Subscriber's debtors/beneficiaries in fulfilling their obligations of any nature whatsoever. This Report or any of its portion shall not be used as a documentary evidence or otherwise before any investigative agencies or forum of law. This Report is confidential and proprietary to MIPL. The Subscriber and/or any other person(s) may not reproduce, publish or disclose any of the contents of the Report to others without the express authorization of MIPL. This Report is prepared and issued to the Subscriber without any risk, responsibility or liability on the part of MIPL or its officials.

MIRA's Rating :	A
------------------------	----------

Credit Rating	Explanation	Rating Comments
A	Acceptable Risk	Business dealings permissible with moderate risk of default

Status :	Satisfactory
Payment Behaviour :	Usually correct
Litigation :	Clear
Comments :	<p>Subject was incorporated in the year 2000 and it is engaged in the business of trading and work contract in pre-engineered buildings, roofing materials, false ceiling material and decorative materials.</p> <p>For the financial year 2017, the company has achieved decent growth in its revenue as compared to its previous year along with fair profit margin during the year.</p> <p>The company possesses satisfactory risk profile marked by satisfactory financial risk profile marked by adequate net worth base and comfortable debt protection metrics.</p> <p>Rating continues to derive strength from its long and established track record of its business operation backed by its well experienced management team.</p> <p>Payment seems to be usually correct.</p> <p>In view of aforesaid, the company can be considered for business dealings at usual trade terms and conditions.</p>

NOTES :

Any query related to this report can be made on e-mail : infodept@mirainform.com while quoting report number, name and date.

ECGC Country Risk Classification List

Country Name	Previous Rating (30.06.2018)	Current Rating (30.09.2018)
India	A1	A1

Risk Category	ECGC Classification
Insignificant	A1
Low Risk	A2
Moderately Low Risk	B1

DISCLAIMER : This Report is **PRIVATE & CONFIDENTIAL** and it is prepared at the request of and for its use by the Subscriber only. The Subscriber shall use the contents of the Report merely as an aid to its business. Mira Inform Private Limited ("MIPL") has collated information/data in the Report, which have not been verified unless otherwise specifically mentioned in the Report. The Subscriber shall independently verify the accuracy and correctness of the information/data before in any way acting upon the same. MIPL shall not be liable for any harm, injury, loss or damage caused to the Subscriber due to default by the Subscriber's debtors/beneficiaries in fulfilling their obligations of any nature whatsoever. This Report or any of its portion shall not be used as a documentary evidence or otherwise before any investigative agencies or forum of law. This Report is confidential and proprietary to MIPL. The Subscriber and/or any other person(s) may not reproduce, publish or disclose any of the contents of the Report to others without the express authorization of MIPL. This Report is prepared and issued to the Subscriber without any risk, responsibility or liability on the part of MIPL or its officials.

Moderate Risk	B2
Moderately High Risk	C1
High Risk	C2
Very High Risk	D

EXTERNAL AGENCY RATING

NOT AVAILABLE

RBI DEFAULTERS' LIST STATUS

Subject's name is not enlisted as a defaulter in the publicly available RBI Defaulters' list.

EPF (Employee Provident Fund) DEFAULTERS' LIST STATUS

Subject's name is not enlisted as a defaulter in the publicly available EPF (Employee Provident Fund) Defaulters' list as of 31-03-2018.

BIFR (Board for Industrial & Financial Reconstruction) LISTING STATUS

Subject's name is not listed as a Sick Unit in the publicly available BIFR (Board for Industrial & Financial Reconstruction) list as of 23.11.2018

IBBI (Insolvency and Bankruptcy Board of India) LISTING STATUS

Subject's name is not listed in the publicly available IBBI (Insolvency and Bankruptcy Board of India) list as of report date.

INFORMATION DENIED

Management Non-Cooperative (Tel. No.: 91-44-42936666)

LOCATIONS

Registered Office :	202-205 Ten Square Mall, 1st Floor, No 64, Jawarahalal Nehru Road, Koyambedu, Chennai – 600107, Tamilnadu, India
Tel. No.:	Not Available
Fax No.:	Not Available

DISCLAIMER : This Report is **PRIVATE & CONFIDENTIAL** and it is prepared at the request of and for its use by the Subscriber only. The Subscriber shall use the contents of the Report merely as an aid to its business. Mira Inform Private Limited ("MIPL") has collated information/data in the Report, which have not been verified unless otherwise specifically mentioned in the Report. The Subscriber shall independently verify the accuracy and correctness of the information/data before in any way acting upon the same. MIPL shall not be liable for any harm, injury, loss or damage caused to the Subscriber due to default by the Subscriber's debtors/beneficiaries in fulfilling their obligations of any nature whatsoever. This Report or any of its portion shall not be used as a documentary evidence or otherwise before any investigative agencies or forum of law. This Report is confidential and proprietary to MIPL. The Subscriber and/or any other person(s) may not reproduce, publish or disclose any of the contents of the Report to others without the express authorization of MIPL. This Report is prepared and issued to the Subscriber without any risk, responsibility or liability on the part of MIPL or its officials.

E-Mail :	accounts@intertouchgroup.com
Website :	http://www.intertouchgroup.com
Branch Office 1 :	U-75, 5th Main Road, Anna Nagar, Chennai – 600040, Tamilnadu, India
Tel. No.:	91-44-42936666 (30 lines)
Fax No.:	91-44-26207680
E-Mail :	intertouch@intertouchgroup.com
Branch Office 2 :	Virebergsvägen 15169 30 Solna Stockholm ,Sweden

DIRECTORS

AS ON 31.03.2018

Name :	Mrs. Sadhna Malik
Designation :	Director
Address :	No.L- 1504 Jawaharlal Nehru Road, Metro Zone, Anna Nagar, Chennai – 600040, Tamilnadu, India
Date of Birth/Age :	11.11.1962
Date of Appointment :	25.08.2000
DIN No.:	01258902
Name :	Mr. Niraj Malik
Designation :	Managing Director
Address :	L-1504, The Metrozone No 44, Pillaiyar Koll Street, Jawaharlal Nehru Road, Chennai – 600040, Tamilnadu, India
Date of Birth/Age :	08.05.1962
Date of Appointment :	25.08.2000
DIN No.:	01374103
Name :	Mr. Ravi Trimbakrao Dafe
Designation :	Director
Address :	93, Nagbhoomo Layout, Chhatrapati Nagar, Nagpur – 440015, Maharashtra, India
Date of Appointment :	28.01.2015
DIN No.:	07065293

MAJOR SHAREHOLDERS / SHAREHOLDING PATTERN

AS ON 31.03.2017

Names of Shareholders	No. of Shares
Sadhna Malik	1951600
Niraj Malik	2837330

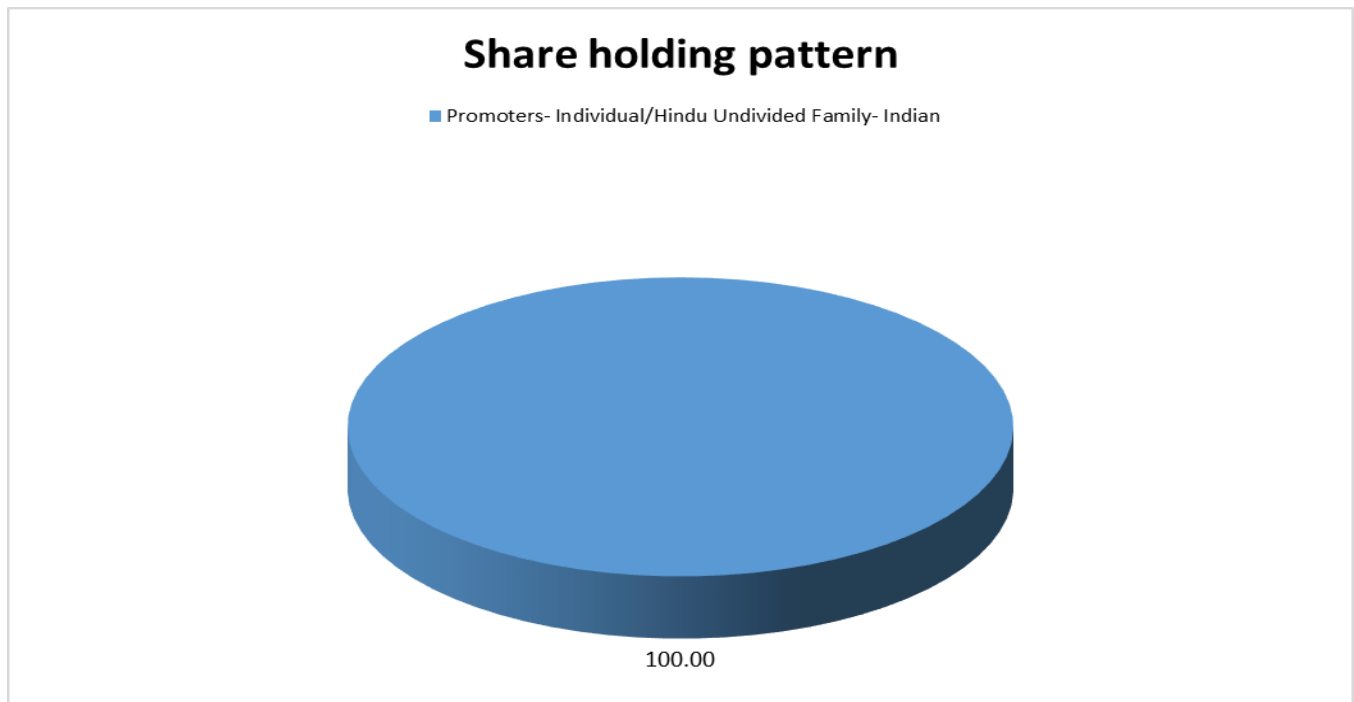
DISCLAIMER : This Report is **PRIVATE & CONFIDENTIAL** and it is prepared at the request of and for its use by the Subscriber only. The Subscriber shall use the contents of the Report merely as an aid to its business. Mira Inform Private Limited ("MIPL") has collated information/data in the Report, which have not been verified unless otherwise specifically mentioned in the Report. The Subscriber shall independently verify the accuracy and correctness of the information/data before in any way acting upon the same. MIPL shall not be liable for any harm, injury, loss or damage caused to the Subscriber due to default by the Subscriber's debtors/beneficiaries in fulfilling their obligations of any nature whatsoever. This Report or any of its portion shall not be used as a documentary evidence or otherwise before any investigative agencies or forum of law. This Report is confidential and proprietary to MIPL. The Subscriber and/or any other person(s) may not reproduce, publish or disclose any of the contents of the Report to others without the express authorization of MIPL. This Report is prepared and issued to the Subscriber without any risk, responsibility or liability on the part of MIPL or its officials.

Ravi Trimbakrao Dafe		47600
Total		4836530

Equity Share Break up (Percentage of Total Equity)

AS ON 30.09.2017

Category	Percentage
Promoters- Individual/Hindu Undivided Family- Indian	100.00
Total	100.00



BUSINESS DETAILS

Line of Business :	Subject is engaged into the business of Purchase and Sale of Erection of Pre Engineered Building and its Components. [Registered Activity]	
Products / Services :	Name and Description of main products / services	NIC Code of the Product/service
	Pre engineered buildings and components	68101990
	Industrial Buildings	99531219
Brand Names :	Not Available	
Agencies Held :	Not Available	
Exports :	Not Available	
Imports :	Not Available	
Terms :	Not Divulged	

PRODUCTION STATUS – (NOT AVAILABLE)

GENERAL INFORMATION

Suppliers :	Reference :	Not Divulged
	Name of the Person :	--
	Contact No.:	--
	Since How Long Known :	--
	Maximum Limit Dealt :	--
	Experience :	--
	Remark:	--
Customers :	Reference :	Not Divulged
	Name of the Person :	--
	Contact No.:	--
	Since How Long Known :	--
	Maximum Limit Dealt :	--
	Experience :	--
	Remark:	--
No. of Employees :	Information denied by the management	
Bankers :	Banker Name :	HDFC Bank Limited
	Branch :	HDFC Bank, House Senapati Bapat Marg,

DISCLAIMER : This Report is **PRIVATE & CONFIDENTIAL** and it is prepared at the request of and for its use by the Subscriber only. The Subscriber shall use the contents of the Report merely as an aid to its business. Mira Inform Private Limited ("MIPL") has collated information/data in the Report, which have not been verified unless otherwise specifically mentioned in the Report. The Subscriber shall independently verify the accuracy and correctness of the information/data before in any way acting upon the same. MIPL shall not be liable for any harm, injury, loss or damage caused to the Subscriber due to default by the Subscriber's debtors/beneficiaries in fulfilling their obligations of any nature whatsoever. This Report or any of its portion shall not be used as a documentary evidence or otherwise before any investigative agencies or forum of law. This Report is confidential and proprietary to MIPL. The Subscriber and/or any other person(s) may not reproduce, publish or disclose any of the contents of the Report to others without the express authorization of MIPL. This Report is prepared and issued to the Subscriber without any risk, responsibility or liability on the part of MIPL or its officials.

	Lower Parel West, Mumbai – 400013, Maharashtra, India
Person Name (With Designation) :	--
Contact Number :	--
Name of Account Holder :	--
Account Number :	--
Account Since (Date/Year of Account Opening) :	--
Average Balance Maintained :	--
Credit Facilities Enjoyed (CC/OD/Term Loan) :	--
Account Operation :	--
Remark :	--

Facilities :	(INR In Million)	
	SECURED LOAN	
	As on 31.03.2017	As on 31.03.2016
LONG TERM BORROWING		
Axis Bank Limited – Power Drive Loan (Secured by hypothecation of vehicle loan which is payable in 36 equated monthly installments of INR 0.011 Million)	0.000	0.064
OBC Car loan (Secured by hypothecation of vehicle loan which is repayable in 36 equated monthly installment of INR 0.008 Million)	0.000	0.209
Kotak Mahindra Prime Limited (Secured by hypothecation of vehicle loan which is repayable in 60 equated monthly installment of INR 0.060 Million per month)	1.752	2.288
Kotak Mahindra Prime Limited – Jaguar (Secured by hypothecation of Jaguar car which is repayable is 60 equated monthly installment of INR 0.124 Million)	4.737	0.000
HDFC Bank CE Loan (Secured by hypothecation of Crane which is repayable in 47 equated monthly installments of INR 0.026 per month)	0.644	8.377
Demand loan OBC	7.135	0.000
SHORT TERM BORROWING		
Loan repayable on demand – From Bank Cash Credit Account	19.989	11.043
Total	34.257	21.981

Auditors :	
Name :	Purushothaman Bhutani and Company Chartered Accountants

DISCLAIMER : This Report is **PRIVATE & CONFIDENTIAL** and it is prepared at the request of and for its use by the Subscriber only. The Subscriber shall use the contents of the Report merely as an aid to its business. Mira Inform Private Limited ("MIPL") has collated information/data in the Report, which have not been verified unless otherwise specifically mentioned in the Report. The Subscriber shall independently verify the accuracy and correctness of the information/data before in any way acting upon the same. MIPL shall not be liable for any harm, injury, loss or damage caused to the Subscriber due to default by the Subscriber's debtors/beneficiaries in fulfilling their obligations of any nature whatsoever. This Report or any of its portion shall not be used as a documentary evidence or otherwise before any investigative agencies or forum of law. This Report is confidential and proprietary to MIPL. The Subscriber and/or any other person(s) may not reproduce, publish or disclose any of the contents of the Report to others without the express authorization of MIPL. This Report is prepared and issued to the Subscriber without any risk, responsibility or liability on the part of MIPL or its officials.

Address :	Sannasi Illam, I Floor, No 1 Bakthavachalam, St., Kanaga Sabai Colony, Koyambedu, Chennai – 600107, Tamilnadu, India
Tel. No.:	91-44-24798924
Mobile No.:	91-9382189620
PAN N Income-tax PAN of auditor or auditor's firm :	AAJFP7653D
Memberships :	Not Available
Collaborators :	Not Available
Other Related Party :	<ul style="list-style-type: none"> • Intertouch Roffing and Ceiling • Intertouch Roffing System LLC, Dubai

CAPITAL STRUCTURE

AS ON 31.03.2017

Authorised Capital :

No. of Shares	Type	Value	Amount
5000000	Equity Shares	INR 10/- each	INR 50.000 Million

Issued, Subscribed & Paid-up Capital :

No. of Shares	Type	Value	Amount
4836530	Equity Shares	INR 10/- each	INR 48.365 Million

FINANCIAL DATA
[all figures are INR Million]

ABRIDGED BALANCE SHEET

SOURCES OF FUNDS	31.03.2017	31.03.2016	31.03.2015
I. EQUITY AND LIABILITIES			
(1) Shareholders' Funds			
(a) Share Capital	48.365	48.365	18.137
(b) Reserves & Surplus	31.556	20.556	38.622
(c) Money received against share warrants	0.000	0.000	0.000
(2) Share Application money pending allotment	0.000	0.000	0.000
Total Shareholders' Funds (1) + (2)	79.921	68.921	56.759
(3) Non-Current Liabilities			
(a) long-term borrowings	44.405	41.000	29.908
(b) Deferred tax liabilities (Net)	0.317	0.044	0.000
(c) Other long term liabilities	0.000	0.000	0.000
(d) long-term provisions	0.000	0.000	0.000
Total Non-current Liabilities (3)	44.722	41.044	29.908
(4) Current Liabilities			
(a) Short term borrowings	19.989	11.043	20.368
(b) Trade payables	67.124	62.594	58.181
(c) Other current liabilities	31.238	27.606	15.715
(d) Short-term provisions	10.979	14.455	8.498
Total Current Liabilities (4)	129.330	115.698	102.762
TOTAL	253.973	225.663	189.429
II. ASSETS			
(1) Non-current assets			
(a) Fixed Assets			
(i) Tangible assets	26.228	15.043	8.676
(ii) Intangible Assets	0.000	0.000	0.000
(iii) Capital work-in-progress	0.000	0.000	0.000
(iv) Intangible assets under development	0.000	0.000	0.000
(b) Non-current Investments	8.045	5.615	1.015
(c) Deferred tax assets (net)	0.000	0.000	0.011
(d) Long-term Loan and Advances	2.768	4.463	4.163

DISCLAIMER : This Report is **PRIVATE & CONFIDENTIAL** and it is prepared at the request of and for its use by the Subscriber only. The Subscriber shall use the contents of the Report merely as an aid to its business. Mira Inform Private Limited ("MIPL") has collated information/data in the Report, which have not been verified unless otherwise specifically mentioned in the Report. The Subscriber shall independently verify the accuracy and correctness of the information/data before in any way acting upon the same. MIPL shall not be liable for any harm, injury, loss or damage caused to the Subscriber due to default by the Subscriber's debtors/beneficiaries in fulfilling their obligations of any nature whatsoever. This Report or any of its portion shall not be used as a documentary evidence or otherwise before any investigative agencies or forum of law. This Report is confidential and proprietary to MIPL. The Subscriber and/or any other person(s) may not reproduce, publish or disclose any of the contents of the Report to others without the express authorization of MIPL. This Report is prepared and issued to the Subscriber without any risk, responsibility or liability on the part of MIPL or its officials.

(e) Other Non-current assets	0.000	0.000	0.000
Total Non-Current Assets	37.041	25.121	13.865
(2) Current assets			
(a) Current investments	0.000	0.000	0.000
(b) Inventories	86.032	52.778	7.075
(c) Trade receivables	62.466	69.920	99.541
(d) Cash and cash equivalents	55.378	57.771	47.629
(e) Short-term loans and advances	13.056	20.073	21.319
(f) Other current assets	0.000	0.000	0.000
Total Current Assets	216.932	200.542	175.564
TOTAL	253.973	225.663	189.429

PROFIT & LOSS ACCOUNT

	PARTICULARS	31.03.2017	31.03.2016	31.03.2015
	SALES			
	Income	310.213	307.775	233.670
	Other Income	5.046	4.096	4.678
	TOTAL	315.259	311.871	238.348
Less	EXPENSES			
	Cost of Materials Consumed	217.653	200.370	128.904
	Changes in inventories of finished goods, work-in-progress and Stock-in-Trade	(33.253)	(45.703)	17.440
	Operating Expenses	40.615	69.620	35.268
	Employees benefits expense	41.257	40.504	29.412
	Other expenses	18.440	15.881	8.043
	TOTAL	284.712	280.672	219.067
	PROFIT/ (LOSS) BEFORE INTEREST, TAX, DEPRECIATION AND AMORTISATION	30.547	31.199	19.281
Less	FINANCIAL EXPENSES	10.471	10.864	8.181
	PROFIT / (LOSS) BEFORE TAX, DEPRECIATION AND AMORTISATION	20.076	20.335	11.100
Less	DEPRECIATION/ AMORTISATION	3.359	2.144	3.889
	PROFIT/ (LOSS) BEFORE TAX	16.717	18.191	7.211

DISCLAIMER : This Report is **PRIVATE & CONFIDENTIAL** and it is prepared at the request of and for its use by the Subscriber only. The Subscriber shall use the contents of the Report merely as an aid to its business. Mira Inform Private Limited ("MIPL") has collated information/data in the Report, which have not been verified unless otherwise specifically mentioned in the Report. The Subscriber shall independently verify the accuracy and correctness of the information/data before in any way acting upon the same. MIPL shall not be liable for any harm, injury, loss or damage caused to the Subscriber due to default by the Subscriber's debtors/beneficiaries in fulfilling their obligations of any nature whatsoever. This Report or any of its portion shall not be used as a documentary evidence or otherwise before any investigative agencies or forum of law. This Report is confidential and proprietary to MIPL. The Subscriber and/or any other person(s) may not reproduce, publish or disclose any of the contents of the Report to others without the express authorization of MIPL. This Report is prepared and issued to the Subscriber without any risk, responsibility or liability on the part of MIPL or its officials.

Less	TAX	5.718	6.028	1.972
	PROFIT/ (LOSS) AFTER TAX	10.999	12.163	5.239
	Earnings / (Loss) Per Share (INR)	2.27	2.51	2.89

CURRENT MATURITIES OF LONG TERM DEBT DETAILS

Particulars	31.03.2017	31.03.2016	31.03.2015
Current Maturities of Long term debt	1.854	0.685	0.395
Cash generated from operations	20.658	25.587	4.135
Net cash flows from (used in) operations	15.213	19.614	1.419

KEY RATIOS

EFFICIENCY RATIOS

PARTICULARS	31.03.2017	31.03.2016	31.03.2015
Average Collection Days (Sundry Debtors / Income * 365 Days)	73.50	82.92	155.49
Account Receivables Turnover (Income / Sundry Debtors)	4.97	4.40	2.35
Average Payment Days (Sundry Creditors / Purchases * 365 Days)	112.57	114.02	164.74
Inventory Turnover (Operating Income / Inventories)	0.36	0.59	2.73
Asset Turnover (Operating Income / Net Fixed Assets)	1.16	2.07	2.22

LEVERAGE RATIOS

PARTICULARS	31.03.2017	31.03.2016	31.03.2015
Debt Ratio ((Borrowing + Current Liabilities) / Total Assets)	0.69	0.70	0.70
Debt Equity Ratio (Total Liability / Networth)	0.83	0.77	0.89

DISCLAIMER : This Report is **PRIVATE & CONFIDENTIAL** and it is prepared at the request of and for its use by the Subscriber only. The Subscriber shall use the contents of the Report merely as an aid to its business. Mira Inform Private Limited ("MIPL") has collated information/data in the Report, which have not been verified unless otherwise specifically mentioned in the Report. The Subscriber shall independently verify the accuracy and correctness of the information/data before in any way acting upon the same. MIPL shall not be liable for any harm, injury, loss or damage caused to the Subscriber due to default by the Subscriber's debtors/beneficiaries in fulfilling their obligations of any nature whatsoever. This Report or any of its portion shall not be used as a documentary evidence or otherwise before any investigative agencies or forum of law. This Report is confidential and proprietary to MIPL. The Subscriber and/or any other person(s) may not reproduce, publish or disclose any of the contents of the Report to others without the express authorization of MIPL. This Report is prepared and issued to the Subscriber without any risk, responsibility or liability on the part of MIPL or its officials.

Current Liabilities to Networth (Current Liabilities / Net Worth)	1.62	1.68	1.81
Fixed Assets to Networth (Net Fixed Assets / Networth)	0.33	0.22	0.15
Interest Coverage Ratio (PBIT / Financial Charges)	2.92	2.87	2.36

PROFITABILITY RATIOS

PARTICULARS		31.03.2017	31.03.2016	31.03.2015
Net Profit Margin ((PAT / Sales) * 100)	%	3.55	3.95	2.24
Return on Total Assets ((PAT / Total Assets) * 100)	%	4.33	5.39	2.77
Return on Investment (ROI) ((PAT / Networth) * 100)	%	13.76	17.65	9.23

SOLVENCY RATIOS

PARTICULARS		31.03.2017	31.03.2016	31.03.2015
Current Ratio (Current Assets / Current Liabilities)		1.68	1.73	1.71
Quick Ratio ((Current Assets – Inventories) / Current Liabilities)		1.01	1.28	1.64
G-Score Ratio Financial (Networth / Total Assets)		0.31	0.31	0.30
G-Score Ratio Debt (Debts / Equity Capital)		1.37	1.09	2.79
G-Score Ratio Liquidity (Total Current Assets / Total Current Liabilities)		1.68	1.73	1.71

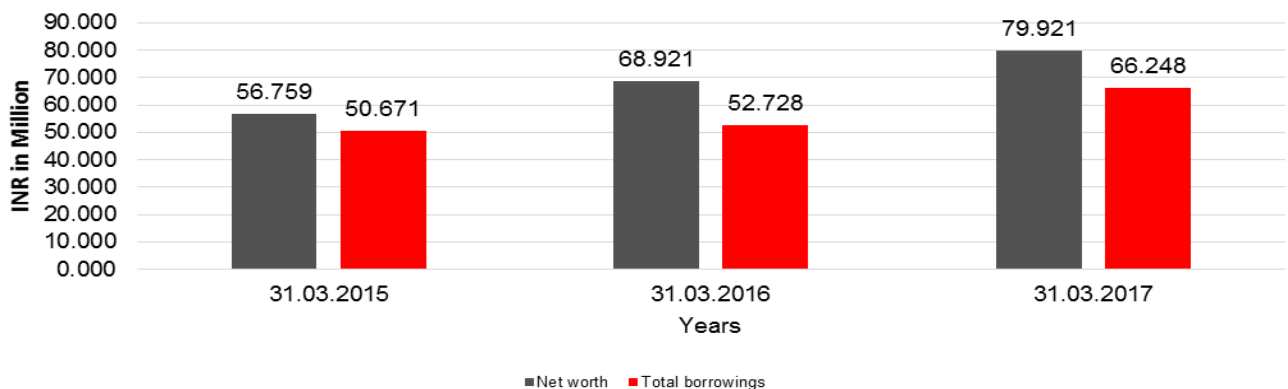
Total Liability = Short-term Debt + Long-term Debt + Current Maturities of Long-term debts

FINANCIAL ANALYSIS
[all figures are INR Million]

DEBT EQUITY RATIO

Particular	31.03.2015	31.03.2016	31.03.2017
	INR In Million	INR In Million	INR In Million
Share Capital	18.137	48.365	48.365
Reserves & Surplus	38.622	20.556	31.556
Share Application money pending allotment	0.000	0.000	0.000
Net worth	56.759	68.921	79.921
long-term borrowings	29.908	41.000	44.405
Short term borrowings	20.368	11.043	19.989
Current Maturities of Long term debt	0.395	0.685	1.854
Total borrowings	50.671	52.728	66.248
Debt/Equity ratio	0.893	0.765	0.829

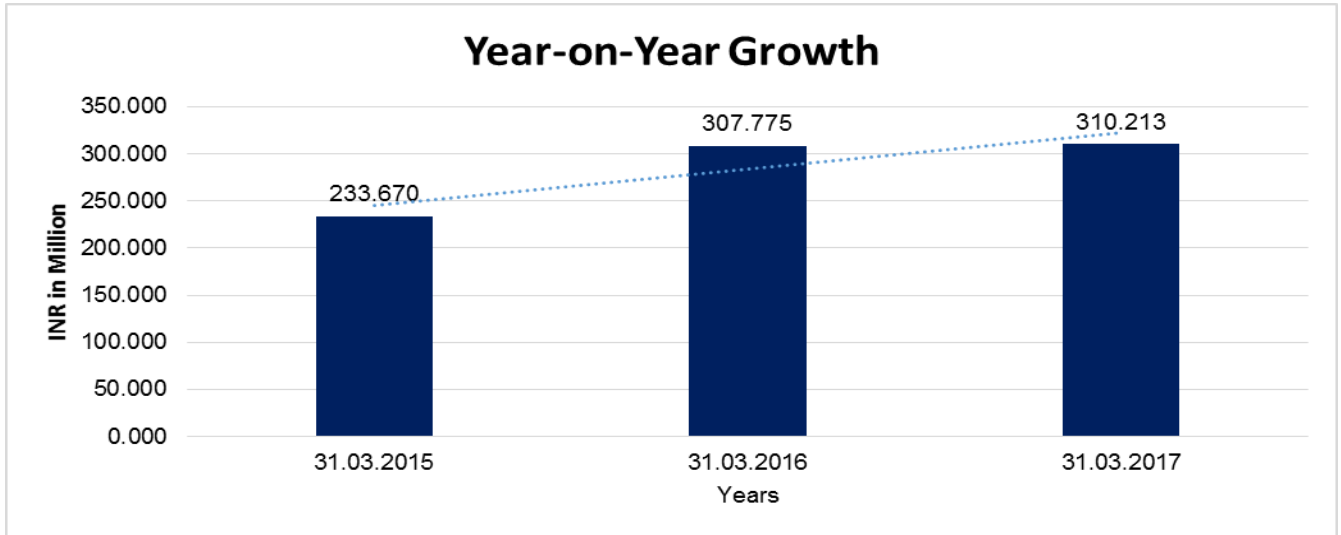
Debt to Equity



YEAR-ON-YEAR GROWTH

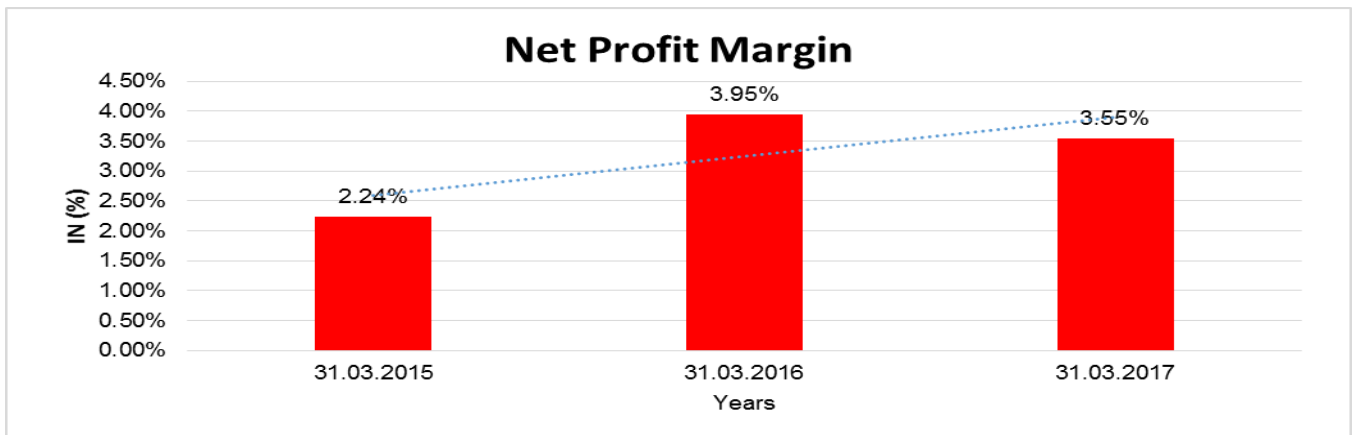
Year on Year Growth	31.03.2015	31.03.2016	31.03.2017
	INR In Million	INR In Million	INR In Million
Sales	233.670	307.775	310.213
		31.714	0.792

DISCLAIMER : This Report is **PRIVATE & CONFIDENTIAL** and it is prepared at the request of and for its use by the Subscriber only. The Subscriber shall use the contents of the Report merely as an aid to its business. Mira Inform Private Limited ("MIPL") has collated information/data in the Report, which have not been verified unless otherwise specifically mentioned in the Report. The Subscriber shall independently verify the accuracy and correctness of the information/data before in any way acting upon the same. MIPL shall not be liable for any harm, injury, loss or damage caused to the Subscriber due to default by the Subscriber's debtors/beneficiaries in fulfilling their obligations of any nature whatsoever. This Report or any of its portion shall not be used as a documentary evidence or otherwise before any investigative agencies or forum of law. This Report is confidential and proprietary to MIPL. The Subscriber and/or any other person(s) may not reproduce, publish or disclose any of the contents of the Report to others without the express authorization of MIPL. This Report is prepared and issued to the Subscriber without any risk, responsibility or liability on the part of MIPL or its officials.



NET PROFIT MARGIN

Net Profit Margin	31.03.2015	31.03.2016	31.03.2017
	INR In Million	INR In Million	INR In Million
Sales	233.670	307.775	310.213
Profit	5.239	12.163	10.999
	2.24%	3.95%	3.55%



DISCLAIMER : This Report is **PRIVATE & CONFIDENTIAL** and it is prepared at the request of and for its use by the Subscriber only. The Subscriber shall use the contents of the Report merely as an aid to its business. Mira Inform Private Limited ("MIPL") has collated information/data in the Report, which have not been verified unless otherwise specifically mentioned in the Report. The Subscriber shall independently verify the accuracy and correctness of the information/data before in any way acting upon the same. MIPL shall not be liable for any harm, injury, loss or damage caused to the Subscriber due to default by the Subscriber's debtors/beneficiaries in fulfilling their obligations of any nature whatsoever. This Report or any of its portion shall not be used as a documentary evidence or otherwise before any investigative agencies or forum of law. This Report is confidential and proprietary to MIPL. The Subscriber and/or any other person(s) may not reproduce, publish or disclose any of the contents of the Report to others without the express authorization of MIPL. This Report is prepared and issued to the Subscriber without any risk, responsibility or liability on the part of MIPL or its officials.

LOCAL AGENCY FURTHER INFORMATION

Sr. No.	Check list by info agents	Available in Report (Yes/No)
1	Year of establishment	Yes
2	Constitution of the entity -Incorporation details	Yes
3	Locality of the entity	Yes
4	Premises details	No
5	Buyer visit details	--
6	Contact numbers	Yes
7	Name of the person contacted	No
8	Designation of contact person	No
9	Promoter's background	Yes
10	Date of Birth of Proprietor / Partners / Directors	Yes
11	Pan Card No. of Proprietor / Partners	No
12	Voter Id Card No. of Proprietor / Partners	No
13	Type of business	Yes
14	Line of Business	Yes
15	Export/import details (if applicable)	No
16	No. of employees	No
17	Details of sister concerns	Yes
18	Major suppliers	No
19	Major customers	No
20	Banking Details	Yes
21	Banking facility details	Yes
22	Conduct of the banking account	--
23	Financials, if provided	Yes
24	Capital in the business	Yes
25	Last accounts filed at ROC, if applicable	Yes
26	Turnover of firm for last three years	Yes
27	Reasons for variation <> 20%	--
28	Estimation for coming financial year	No
29	Profitability for last three years	Yes
30	Major shareholders, if available	Yes
31	External Agency Rating, if available	No
32	Litigations that the firm/promoter involved in	--
33	Market information	--
34	Payments terms	No
35	Negative Reporting by Auditors in the Annual Report	No

UNSECURED LOANS:

(INR In Million)

Particulars	As on 31.03.2017	As on 31.03.2016
LONG TERM BORROWING		
Loans and Advance from related parties	30.137	30.062
Total	30.137	30.062

BRIEF DESCRIPTION OF COMPANY

The company is mainly engaged in purchase and sale and erection of pre engineered buildings and its components. During the year the company has reported income from operation of INR 310.213 Million and profit after tax of INR 10.999 Million compared to income from operation of INR 307.774 Million and has reported a profit after tax of INR 12.162 Million for the Financial Year 2015-16.

INDEX OF CHARGE:

Charges Registered								
SN o	SRN	Charge Id	Charge Holder Name	Date of Creation	Date of Modific ation	Date of Satisfac tion	Amount	Address
1	G543112 79	1001245 49	HDFC BANK LIMITED	01/09/20 17	-	-	17696000.0	HDFC BANK HOUSENAPATI BAPAT MARGLOWER PAREL WMUMBAIMH40001 3IN
2	C528897 55	1056783 4	Oriental Bank of Commer ce	06/04/20 15	-	-	40000000.0	Rajasri, T-94, III Avenue Anna Nagar EastChennaiTN6000 40IN
3	G134639 63	1011317 8	Oriental Bank of Commer ce	27/05/20 08	20/08/2 016	-	185700000.0	Mount Road Branch,769, Anna Salai, Spencer Plaza, Second Floor,ChennaiTN600 002IN

FIXED ASSETS:

- Furniture and Fittings
- Office Equipment
- Plant and Machinery
- Vehicles
- Computer and Data Processing Unit

CMT REPORT (Corruption, Money Laundering & Terrorism]

The Public Notice information has been collected from various sources including but not limited to: **The Courts, India Prisons Service, Interpol, etc.**

1] INFORMATION ON DESIGNATED PARTY

No records exist designating subject or any of its beneficial owners, controlling shareholders or senior officers as terrorist or terrorist organization or whom notice had been received that all financial transactions involving their assets have been blocked or convicted, found guilty or against whom a judgement or order had been entered in a proceedings for violating money-laundering, anti-corruption or bribery or international economic or anti-terrorism sanction laws or whose assets were seized, blocked, frozen or ordered forfeited for violation of money laundering or international anti-terrorism laws.

2] Court Declaration :

No records exist to suggest that subject is or was the subject of any formal or informal allegations, prosecutions or other official proceeding for making any prohibited payments or other improper payments to government officials for engaging in prohibited transactions or with designated parties.

3] Asset Declaration :

No records exist to suggest that the property or assets of the subject are derived from criminal conduct or a prohibited transaction.

4] Record on Financial Crime :

Charges or conviction registered against subject: **None**

5] Records on Violation of Anti-Corruption Laws :

Charges or investigation registered against subject: **None**

6] Records on Int'l Anti-Money Laundering Laws/Standards :

Charges or investigation registered against subject: **None**

7] Criminal Records

No available information exist that suggest that subject or any of its principals have been formally charged or convicted by a competent governmental authority for any financial crime or under any formal investigation by a competent government authority for any violation of anti-corruption laws or international anti-money laundering laws or standard.

8] Affiliation with Government :

No record exists to suggest that any director or indirect owners, controlling shareholders, director, officer or employee of the company is a government official or a family member or close business associate of a Government official.

9] Compensation Package :

Our market survey revealed that the amount of compensation sought by the subject is fair and reasonable and comparable to compensation paid to others for similar services.

10] Press Report :

No press reports / filings exists on the subject.

CORPORATE GOVERNANCE

MIRA INFORM as part of its Due Diligence do provide comments on Corporate Governance to identify management and governance. These factors often have been predictive and in some cases have created vulnerabilities to credit deterioration.

Our Governance Assessment focuses principally on the interactions between a company's management, its Board of Directors, Shareholders and other financial stakeholders.

CONTRAVENTION

Subject is not known to have contravened any existing local laws, regulations or policies that prohibit, restrict or otherwise affect the terms and conditions that could be included in the agreement with the subject.

FOREIGN EXCHANGE RATES

Currency	Unit	INR
US Dollar	1	INR 70.84
UK Pound	1	INR 91.24
Euro	1	INR 80.83

INFORMATION DETAILS

Information Gathered by :	GYT
Analysis Done by :	NIS
Report Prepared by :	JYO

SCORE FACTORS

DEMERIT POINTS		
--BANK CHARGES	YES/NO	YES
--LITIGATION	YES/NO	NO
--OTHER ADVERSE INFORMATION	YES/NO	NO
MERIT POINTS		
--SOLE DISTRIBUTORSHIP	YES/NO	NO
--EXPORT ACTIVITIES	YES/NO	NO
--AFFILIATION	YES/NO	NO
--LISTED	YES/NO	NO
--OTHER MERIT FACTORS	YES/NO	YES

RATING EXPLANATIONS

Credit Rating	Explanation	Rating Comments
A++	Minimum Risk	Business dealings permissible with minimum risk of default
A+	Low Risk	Business dealings permissible with low risk of default
A	Acceptable Risk	Business dealings permissible with moderate risk of default
B	Medium Risk	Business dealings permissible on a regular monitoring basis
C	Medium High Risk	Business dealings permissible preferably on secured basis
D	High Risk	Business dealing not recommended or on secured terms only
NB	New Business	No recommendation can be done due to business in infancy stage
NT	No Trace	No recommendation can be done as the business is not traceable

NB is stated where there is insufficient information to facilitate rating. However, it is not to be considered as unfavourable.

This score serves as a reference to assess SC's credit risk and to set the amount of credit to be extended. It is calculated from a composite of weighted scores obtained from each of the major sections of this report. The assessed factors are as follows:

- Financial condition covering various ratios
- Company background and operations size
- Promoters / Management background
- Payment record
- Litigation against the subject
- Industry scenario / competitor analysis
- Supplier / Customer / Banker review (wherever available)

DISCLAIMER : This Report is **PRIVATE & CONFIDENTIAL** and it is prepared at the request of and for its use by the Subscriber only. The Subscriber shall use the contents of the Report merely as an aid to its business. Mira Inform Private Limited ("MIPL") has collated information/data in the Report, which have not been verified unless otherwise specifically mentioned in the Report. The Subscriber shall independently verify the accuracy and correctness of the information/data before in any way acting upon the same. MIPL shall not be liable for any harm, injury, loss or damage caused to the Subscriber due to default by the Subscriber's debtors/beneficiaries in fulfilling their obligations of any nature whatsoever. This Report or any of its portion shall not be used as a documentary evidence or otherwise before any investigative agencies or forum of law. This Report is confidential and proprietary to MIPL. The Subscriber and/or any other person(s) may not reproduce, publish or disclose any of the contents of the Report to others without the express authorization of MIPL. This Report is prepared and issued to the Subscriber without any risk, responsibility or liability on the part of MIPL or its officials.