

MIRA INFORM REPORT

Report No. :	540329
Report Date :	26.11.2018

IDENTIFICATION DETAILS

Name :	MEGHA ENGINEERING AND INFRASTRUCTURES LIMITED
Registered Office :	S-2, Technocrat Industrial Estate, Balanagar, Hyderabad - 500037, Telangana
Mob. No.:	91-8008408383 [Mr. Sadeep]
Country :	India
Financials (as on) :	31.03.2017
Date of Incorporation :	07.06.2006
CIN No.: [Company Identification No.]	U45202TG2006PLC050271
Capital Investment / Paid-up Capital :	INR 1500.100 Million
TIN No.:	36199104026
PAN No.: [Permanent Account No.]	AAECM7627A
GSTN : [Goods & Service Tax Registration No.]	37AAECM7627A1ZM - Andhra Pradesh 08AAECM7627A1ZN- Rajasthan 02AAECM7627A2ZY- Himachal Pradesh 25AAECM7627A1ZR - Daman and Diu 18AAECM7627A1ZM - Assam 36AAECM7627A1ZO - Telangana 29AAECM7627A1ZJ - Karnataka 33AAECM7627A1ZU - Tamil Nadu 27AAECM7627A1ZN - Maharashtra 21AAECM7627A1ZZ - Odisha 24AAECM7627A1ZT - Gujarat
Legal Form :	A Closely Held Public Limited Liability Company
Line of Business :	Engineering, procurement, Construction of Irrigation, Water Management, Power and Transmission lines, Hydrocarbon, Transportation, Buildings and Industrial Infrastructures Projects. [Registered Activity]

DISCLAIMER : This Report is **PRIVATE & CONFIDENTIAL** and it is prepared at the request of and for its use by the Subscriber only. The Subscriber shall use the contents of the Report merely as an aid to its business. Mira Inform Private Limited ("MIPL") has collated information/data in the Report, which have not been verified unless otherwise specifically mentioned in the Report. The Subscriber shall independently verify the accuracy and correctness of the information/data before in any way acting upon the same. MIPL shall not be liable for any harm, injury, loss or damage caused to the Subscriber due to default by the Subscriber's debtors/beneficiaries in fulfilling their obligations of any nature whatsoever. This Report or any of its portion shall not be used as a documentary evidence or otherwise before any investigative agencies or forum of law. This Report is confidential and proprietary to MIPL. The Subscriber and/or any other person(s) may not reproduce, publish or disclose any of the contents of the Report to others without the express authorization of MIPL. This Report is prepared and issued to the Subscriber without any risk, responsibility or liability on the part of MIPL or its officials.

No. of Employees :	Information denied by the management
--------------------	--------------------------------------

RATING & COMMENTS
(Mira Inform has adopted New Rating mechanism w.e.f. 23rd January 2017)

MIRA's Rating :	A+
------------------------	-----------

Credit Rating	Explanation	Rating Comments
A+	Low Risk	Business dealings permissible with low risk of default

Status :	Excellent
Payment Behaviour :	Regular
Litigation :	Clear
Comments :	<p>Megha Engineering and Infrastructures Limited executes infrastructure projects on an engineering, procurement and construction basis in irrigation, drinking water supply, sewerage treatment, roads, power, hydrocarbon, etc. The company was incorporated in the year 2006 and is based in Hyderabad, Telangana. It is an established company excellent track record.</p> <p>For the financial year ended 2017, the company has witnessed a healthy growth in its revenue and has reported decent profit margin at 13.97% (approx.)</p> <p>The company possesses robust financial risk profile marked by strong net worth base along with negligible debt recorded and favorable gap between trade payables to its trade receivables.</p> <p>Fundamentals of the company are strong and healthy.</p> <p>Trade relations are reported as fair. Business is active. Payment terms are seems to be regular and as per commitments.</p> <p>In view of the aforesaid, the company can be considered for business dealings at usual trade terms and conditions.</p>

NOTES :

Any query related to this report can be made on e-mail : infodept@mirainform.com while quoting report number, name and date.

ECGC Country Risk Classification List

Country Name	Previous Rating (30.06.2018)	Current Rating (30.09.2018)
India	A1	A1

DISCLAIMER : This Report is **PRIVATE & CONFIDENTIAL** and it is prepared at the request of and for its use by the Subscriber only. The Subscriber shall use the contents of the Report merely as an aid to its business. Mira Inform Private Limited ("MIPL") has collated information/data in the Report, which have not been verified unless otherwise specifically mentioned in the Report. The Subscriber shall independently verify the accuracy and correctness of the information/data before in any way acting upon the same. MIPL shall not be liable for any harm, injury, loss or damage caused to the Subscriber due to default by the Subscriber's debtors/beneficiaries in fulfilling their obligations of any nature whatsoever. This Report or any of its portion shall not be used as a documentary evidence or otherwise before any investigative agencies or forum of law. This Report is confidential and proprietary to MIPL. The Subscriber and/or any other person(s) may not reproduce, publish or disclose any of the contents of the Report to others without the express authorization of MIPL. This Report is prepared and issued to the Subscriber without any risk, responsibility or liability on the part of MIPL or its officials.

Risk Category	ECGC Classification
Insignificant	A1
Low Risk	A2
Moderately Low Risk	B1
Moderate Risk	B2
Moderately High Risk	C1
High Risk	C2
Very High Risk	D

EXTERNAL AGENCY RATING

Rating Agency Name	INDIA RATING
Rating	Long term rating = (A+)
Rating Explanation	Adequate degree of safety and low credit risk
Date	27.09.2018

Rating Agency Name	INDIA RATING
Rating	Short term rating = (A1+)
Rating Explanation	Very strong degree of safety and carry lowest credit risk
Date	27.09.2018

RBI DEFAULTERS' LIST STATUS

Subject's name is not enlisted as a defaulter in the publicly available RBI Defaulters' list.

EPF (Employee Provident Fund) DEFAULTERS' LIST STATUS

Subject's name is not enlisted as a defaulter in the publicly available EPF (Employee Provident Fund) Defaulters' list as of 31-03-2018.

BIFR (Board for Industrial & Financial Reconstruction) LISTING STATUS

Subject's name is not listed as a Sick Unit in the publicly available BIFR (Board for Industrial & Financial Reconstruction) list as of 26.11.2018

IBBI (Insolvency and Bankruptcy Board of India) LISTING STATUS

Subject's name is not listed in the publicly available IBBI (Insolvency and Bankruptcy Board of India) list as of report date.

INFORMATION DECLINED BY

DISCLAIMER : This Report is **PRIVATE & CONFIDENTIAL** and it is prepared at the request of and for its use by the Subscriber only. The Subscriber shall use the contents of the Report merely as an aid to its business. Mira Inform Private Limited ("MIPL") has collated information/data in the Report, which have not been verified unless otherwise specifically mentioned in the Report. The Subscriber shall independently verify the accuracy and correctness of the information/data before in any way acting upon the same. MIPL shall not be liable for any harm, injury, loss or damage caused to the Subscriber due to default by the Subscriber's debtors/beneficiaries in fulfilling their obligations of any nature whatsoever. This Report or any of its portion shall not be used as a documentary evidence or otherwise before any investigative agencies or forum of law. This Report is confidential and proprietary to MIPL. The Subscriber and/or any other person(s) may not reproduce, publish or disclose any of the contents of the Report to others without the express authorization of MIPL. This Report is prepared and issued to the Subscriber without any risk, responsibility or liability on the part of MIPL or its officials.

Name :	Mr. Sandeep
Designation :	Manager
Contact No.:	91-8008408383
Date :	20.11.2018

Management Non-Cooperative (91-40-44336700)

LOCATIONS

Registered/ Head Office :	S-2, Technocrat Industrial Estate, Balanagar, Hyderabad - 500037, Telangana, India
Tel. No.:	91-40-44336700
Mob. No.:	91-8008408383 [Mr. Sandeep]
Fax No.:	91-40-44336800
E-Mail :	chandrakala@meilgroup.com info@meil.in
Website :	http://meil.in
Network Offices :	Located at <ul style="list-style-type: none"> • Chennai • Margo • Bhopal • Bhubaneswar • Varanasi • Simaluguri
Regional Offices:	Located at <ul style="list-style-type: none"> • New Delhi • Jaipur • Ahmedabad • Bangalore • Mumbai

DIRECTORS

AS ON 31.03.2018

Name :	Mr. Venkatakrishna Reddy Puritipati
Designation :	Managing Director
Address :	H.No.8-2-293/82/A/295, Road No.25, Jubilee hills Hyderabad - 500033, Telangana, India
Date of Birth/Age :	30.06.1969
Qualification:	Graduate

DISCLAIMER : This Report is **PRIVATE & CONFIDENTIAL** and it is prepared at the request of and for its use by the Subscriber only. The Subscriber shall use the contents of the Report merely as an aid to its business. Mira Inform Private Limited ("MIPL") has collated information/data in the Report, which have not been verified unless otherwise specifically mentioned in the Report. The Subscriber shall independently verify the accuracy and correctness of the information/data before in any way acting upon the same. MIPL shall not be liable for any harm, injury, loss or damage caused to the Subscriber due to default by the Subscriber's debtors/beneficiaries in fulfilling their obligations of any nature whatsoever. This Report or any of its portion shall not be used as a documentary evidence or otherwise before any investigative agencies or forum of law. This Report is confidential and proprietary to MIPL. The Subscriber and/or any other person(s) may not reproduce, publish or disclose any of the contents of the Report to others without the express authorization of MIPL. This Report is prepared and issued to the Subscriber without any risk, responsibility or liability on the part of MIPL or its officials.

Date of Appointment :	07.06.2006		
DIN No.:	01815061		
PAN No.:	AAQPP7020H		
Other Directorship:			
List of Companies			
CIN/FCRN	Company Name	Begin Date	End Date
U40105UP2009PLC038219	WESTERN U. P. POWER TRANSMISSION COMPANY LIMITED	24/09/2012	-
U72900AP2009PLC064883	MEIL ADVANCED SYSTEMS LIMITED	31/08/2009	-
U11100TG2010PTC071069	MEIL RUSGAZ ENGINEERING PRIVATE LIMITED	03/11/2010	-
U40108TG2011PLC072056	MEIL GREEN POWER LIMITED	05/01/2011	-
U93030TG2011PLC077278	MEIL PURA LIMITED	04/11/2011	-
U85100TG2012NPL082259	MEIL FOUNDATION	31/07/2012	-
U45209TG2013PTC089514	POA OFFSHORE PRIVATE LIMITED	14/08/2013	-
U11100TG2014PTC093404	MEIL SAI RAMA OIL & GAS PRIVATE LIMITED	10/03/2014	-
U41000TG2014PTC093724	MEIL (BHUBANESWAR) BULK WATER PROJECT PRIVATE LIMITED	30/09/2017	-
U45209TG2009PLC064573	MEIL HOLDINGS LIMITED	30/07/2009	-
U74999TG2006PLC051913	MEGHA FIBRE GLASS INDUSTRIES LIMITED	20/02/2008	-
U26950TG1996PTC024260	MEGHA STRUCTURES PRIVATE LIMITED	04/06/1996	-
U93000AP2013PTC087429	MEIL GREEN PURA PRIVATE LIMITED	01/05/2013	-
U65990TG2018PLC128145	MEIL INVESTMENTS (INDIA) LIMITED	05/11/2018	-
List of LLP			
LLPIN/FLLPIN	LLP Name	Begin Date	End Date
AAK-5447	CAPITAL NEWGEN DEVELOPERS LLP	09/09/2017	-
AAK-5449	CAPITAL PARKLAND DEVELOPERS LLP	09/09/2017	-
AAK-9567	CAPITAL NEWGEN PRIMEDEVELOPERS LLP	25/10/2017	-
AAM-8401	TPL PRIMEDEVELOPERS LLP	20/06/2018	-
AAM-9086	TPL LAND DEVELOPERS LLP	03/07/2018	-
Name :	Mr. Tirupathi Rao Nadipeni		
Designation :	Wholetime Director		
Address :	8-2-269/S/101/B, Plot No-101, Road No-2, Sagar Society, Banjara Hills, Hyderabad -500034, Telangana, India		
Date of Birth/Age :	01.02.1953		
Qualification:	Chartered Accountant		
Date of Appointment :	28.11.2009		
DIN No.:	00055610		
PAN No.:	ABFPN3611A		
Other Directorship:			
CIN/FCRN	Company Name	Begin Date	End Date
U40102TG2002PTC039705	NAGAI POWER PRIVATE LIMITED	30/09/2016	-
U92419TG2009PLC064563	MEIL MEDIA LIMITED	30/07/2009	-
U11100TG2010PTC071069	MEIL RUSGAZ ENGINEERING PRIVATE LIMITED	03/11/2010	-
U40101TG2007PTC054760	MCLEOD HYDRO POWER VENTURES PRIVATE	11/07/2007	-

DISCLAIMER : This Report is **PRIVATE & CONFIDENTIAL** and it is prepared at the request of and for its use by the Subscriber only. The Subscriber shall use the contents of the Report merely as an aid to its business. Mira Inform Private Limited ("MIPL") has collated information/data in the Report, which have not been verified unless otherwise specifically mentioned in the Report. The Subscriber shall independently verify the accuracy and correctness of the information/data before in any way acting upon the same. MIPL shall not be liable for any harm, injury, loss or damage caused to the Subscriber due to default by the Subscriber's debtors/beneficiaries in fulfilling their obligations of any nature whatsoever. This Report or any of its portion shall not be used as a documentary evidence or otherwise before any investigative agencies or forum of law. This Report is confidential and proprietary to MIPL. The Subscriber and/or any other person(s) may not reproduce, publish or disclose any of the contents of the Report to others without the express authorization of MIPL. This Report is prepared and issued to the Subscriber without any risk, responsibility or liability on the part of MIPL or its officials.

LIMITED			
Name :	Pitchi Reddy Pamireddy		
Designation :	Wholetime Director		
Address :	8-2-293/82/A/265/P, Road No.10 Jubilee Hills, Hyderabad -500033, Telangana, India		
Date of Birth/Age :	01.10.1957		
Date of Appointment :	01.08.2014		
DIN No.:	01450174		
PAN No.:	AANPP8623K		
Other Directorship:			
List of Companies			
CIN/FCRN	Company Name	Begin Date	End Date
U01110TG1996PTC023128	MANJALI AGRO FARMS PRIVATE LIMITED	06/02/1996	-
U26950TG1996PTC024260	MEGHA STRUCTURES PRIVATE LIMITED	04/06/1996	-
U92419TG2009PLC064563	MEIL MEDIA LIMITED	30/07/2009	-
U45209TG2009PLC064573	MEIL HOLDINGS LIMITED	30/07/2009	-
U72900AP2009PLC064883	MEIL ADVANCED SYSTEMS LIMITED	31/08/2009	-
U40105UP2009PLC038219	WESTERN U. P. POWER TRANSMISSION COMPANY LIMITED	24/09/2012	-
U40108TG2011PLC072056	MEIL GREEN POWER LIMITED	11/10/2012	-
U93030TG2011PLC077278	MEIL PURA LIMITED	04/11/2011	-
U85100TG2012NPL082259	MEIL FOUNDATION	31/07/2012	-
U45209TG2013PTC089514	POA OFFSHORE PRIVATE LIMITED	14/08/2013	-
U74999TG2006PLC051913	MEGHA FIBRE GLASS INDUSTRIES LIMITED	05/12/2006	-
U93000AP2013PTC087429	MEIL GREEN PURA PRIVATE LIMITED	01/05/2013	-
List of LLP			
LLPIN/FLLPIN	LLP Name	Begin Date	End Date
AAK-9567	CAPITAL NEWGEN PRIMEDEVELOPERS LLP	25/10/2017	-
Name :	Doraiah Palimpati		
Designation :	Wholetime Director		
Address :	8-3-320/G-106, Keerthi Apartment, Yellareddyguda, Hyderabad - 500073, Telangana, India		
Date of Birth/Age :	12.06.1957		
Qualification:	Electrical Engineer		
Date of Appointment :	28.11.2009		
DIN No.:	02120726		
PAN No.:	ACUPP3799B		
Other Directorship:			
CIN/FCRN	Company Name	Begin Date	End Date
U11100TG2011PLC076146	SAI RAMA OIL & GAS INFRA LIMITED	23/08/2011	-
U11100TG2014PTC093404	MEIL SAI RAMA OIL & GAS PRIVATE LIMITED	10/03/2014	-
U74999TG2016PTC111855	MEIL APLUS ENGINEERING PRIVATE LIMITED	07/09/2016	-

Name :	Mr. Srinivas Reddy Bonthu		
Designation :	Wholetime Director		
Address :	Villa No.218, Indu Fortune Feilds, Phase-13 Near Hitech City Railway Station, KPHB Colony, Kul Hyderabad -500072, Telangana, India		
Date of Birth/Age :	10.08.1969		
Qualification:	Management Graduate		
Date of Appointment :	28.11.2009		
DIN No.:	02331802		
PAN No.:	AHTPB0699J		
Other Directorship:			
CIN/FCRN	Company Name	Begin Date	End Date
U45207DL2008PTC183515	MEGHAVARAM POWER PRIVATE LIMITED	29/07/2009	-
U72900AP2009PLC064883	MEIL ADVANCED SYSTEMS LIMITED	31/08/2009	-
U40105UP2009PLC038219	WESTERN U. P. POWER TRANSMISSION COMPANY LIMITED	11/10/2012	-
U40108TG2011PLC072056	MEIL GREEN POWER LIMITED	11/10/2012	-
Name :	Mr. Peda Subbaiah Chakka		
Designation :	Wholetime Director		
Address :	C-6, Vora Towers, Madhuranagar Ameerpet Hyderabad -500038, Telangana, India		
Date of Birth/Age :	15.04.1960		
Qualification:	Civil Engineering		
Date of Appointment :	21.07.2015		
DIN No.:	03560382		
PAN No.:	AFMPC0550L		
Other Directorship:			
CIN/FCRN	Company Name	Begin Date	End Date
U40102TG2002PTC039705	NAGAI POWER PRIVATE LIMITED	30/09/2016	-
U93090TN1995PTC030660	SEPC POWER PRIVATE LIMITED	20/01/2016	-
U41000TG2014PTC093724	MEIL (BHUBANESWAR) BULK WATER PROJECT PRIVATE LIMITED	24/03/2014	-
U65990TG2018PLC128145	MEIL INVESTMENTS (INDIA) LIMITED	05/11/2018	-
Name :	Mr. Rama Reddy Pamireddy		
Designation :	Director		
Address :	H.No.8-2-293/82/A/265/P, Road No.10 Jubilee Hills, Hyderabad- 500033, Telangana, India		
Date of Birth/Age :	28.05.1967		
Date of Appointment :	07.06.2006		
DIN No.:	01614179		
PAN No.:	ADFPP4408F		
Other Directorship:			
CIN/FCRN	Company Name	Begin Date	End Date

U26950TG1996PTC024260	MEGHA STRUCTURES PRIVATE LIMITED	04/06/1996	-
U45209TG2009PLC064573	MEIL HOLDINGS LIMITED	30/07/2009	-
U40108TG2011PLC072056	MEIL GREEN POWER LIMITED	30/09/2015	-
U74999TG2006PLC051913	MEGHA FIBRE GLASS INDUSTRIES LIMITED	29/09/2008	-
Name : Sudharani Puritipaati			
Designation : Director			
Address : H.No.8-2-293/82/A/295/1 Road No.25, Jubilee hills Hyderabad -500033, Telangana, India			
Date of Birth/Age : 10.12.1978			
Qualification: Graduate			
Date of Appointment : 31.07.2009			
DIN No.: 02061208			
PAN No.: AVKPP2085M			
Other Directorship:			
CIN/FCRN	Company Name	Begin Date	End Date
U40105UP2009PLC038219	WESTERN U. P. POWER TRANSMISSION COMPANY LIMITED	29/09/2015	-
U74999TG2006PLC051913	MEGHA FIBRE GLASS INDUSTRIES LIMITED	01/04/2008	-
Name : Modepalle Baburao			
Designation : Director			
Address : Plot No 105, Srinagar Colony, Behind Care Cilinic, Hyderabad -500073, Telangana, India			
Date of Appointment : 25.08.2018			
DIN No.: 00442429			
Other Directorship:			
CIN/FCRN	Company Name	Begin Date	End Date
U27101TG1982PTC003578	G.S.B.FORGE PRIVATE LIMITED	04/06/2014	-
U28932TG1975PLC006382	CMH TOOLS LIMITED	19/09/2009	-
U91110PN1965NPL018870	ASSOCIATION OF INDIAN FORGING INDUSTRY	24/10/2009	-
Name : Mr. Shraavan Kudaravalli			
Designation : Director			
Address : 7-1-636/26, Model Colony, Near SR Nagar, Hyderabad -500038, Telangana, India			
Date of Appointment : 25.08.2018			
DIN No.: 06905851			
Other Directorship:			
CIN/FCRN	Company Name	Begin Date	End Date
L24239AP1987PLC008066	SMS PHARMACEUTICALS LIMITED	20/09/2018	-
L74930TG2006PLC050223	SMS LIFESCIENCES INDIA LIMITED	20/09/2018	-

KEY EXECUTIVES

Name :	Tirupathi Rao Nadipineni
Designation :	Chief Finance Officer
Address :	8-2-269/S/101/B, Plot No-101, Road No-2, Sagar Society, Banjara Hills Hyderabad -500034, Telangana, India
Date of Birth/Age :	01.02.1953
Qualification:	Chartered Accountant
Date of Appointment :	01.04.2014
PAN No.:	ABFPN3611A
Name :	Chandra Kala Nandipeta
Designation :	Company Secretary
Address :	H.No:8-3-502/10/B, Yellareddyguda, Ameerpet, Hyderabad -500073, Telangana, India
Date of Birth/Age :	05.02.1980
Date of Appointment :	08.07.2015
PAN No.:	ADZPN3230D
Name :	Mr. Sandeep
Designation :	Manager

MAJOR SHAREHOLDERS

AS ON 31.03.2017

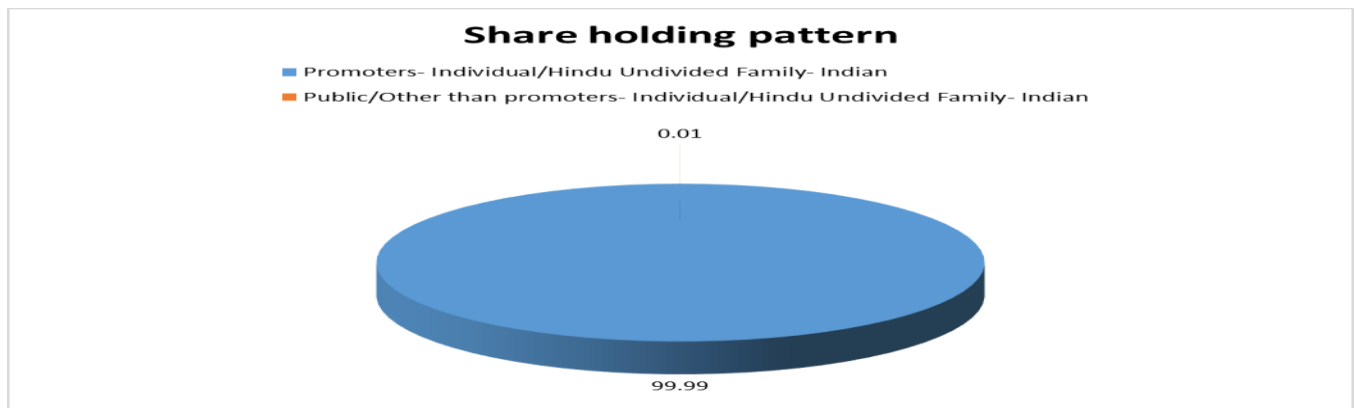
Names of Shareholders	No. of Shares
P P Reddy	76483875
P V Krishna Reddy	73470000
P Rama Reddy	18750
P Sudha Rani	18750
P Manjali Reddy	7500
P Rajesh Reddy	375
P V Subba Reddy	375
P Raja Reddy	375
P Sumanth Reddy	1666
B Neelima	4167
B Nandana	4167
Total	150010000

Equity Share Break up (Percentage of Total Equity)

AS ON 30.09.2017

DISCLAIMER : This Report is **PRIVATE & CONFIDENTIAL** and it is prepared at the request of and for its use by the Subscriber only. The Subscriber shall use the contents of the Report merely as an aid to its business. Mira Inform Private Limited ("MIPL") has collated information/data in the Report, which have not been verified unless otherwise specifically mentioned in the Report. The Subscriber shall independently verify the accuracy and correctness of the information/data before in any way acting upon the same. MIPL shall not be liable for any harm, injury, loss or damage caused to the Subscriber due to default by the Subscriber's debtors/beneficiaries in fulfilling their obligations of any nature whatsoever. This Report or any of its portion shall not be used as a documentary evidence or otherwise before any investigative agencies or forum of law. This Report is confidential and proprietary to MIPL. The Subscriber and/or any other person(s) may not reproduce, publish or disclose any of the contents of the Report to others without the express authorization of MIPL. This Report is prepared and issued to the Subscriber without any risk, responsibility or liability on the part of MIPL or its officials.

Category	Percentage
Promoters- Individual/Hindu Undivided Family- Indian	99.99
Public/Other than promoters- Individual/Hindu Undivided Family- Indian	0.01
Total	100.00



BUSINESS DETAILS

Line of Business :	Engineering, procurement, Construction of Irrigation, Water Management, Power and Transmission lines, Hydrocarbon, Transportation, Buildings and Industrial Infrastructures Projects. [Registered Activity]		
Products / Services :	Name and Description of main products / services	ITC Code of the Product/service	
	EPC, Contract Revenue and sale of Power	99532909	
	Name and Description of main products / services	NIC Code of the Product/service	
	Engineering, procurement, Construction of Irrigation, Water Management, Power and Transmission lines, Hydrocarbon, Transportation, Buildings and Industrial Infrastructures Projects.	42201,42202,42203, 42204, 42205	
Brand Names :	Not Available		
Agencies Held :	Not Available		
Exports :	Not Divulged		
Imports :	Not Divulged		
Terms :	Not Divulged		

DISCLAIMER : This Report is **PRIVATE & CONFIDENTIAL** and it is prepared at the request of and for its use by the Subscriber only. The Subscriber shall use the contents of the Report merely as an aid to its business. Mira Inform Private Limited ("MIPL") has collated information/data in the Report, which have not been verified unless otherwise specifically mentioned in the Report. The Subscriber shall independently verify the accuracy and correctness of the information/data before in any way acting upon the same. MIPL shall not be liable for any harm, injury, loss or damage caused to the Subscriber due to default by the Subscriber's debtors/beneficiaries in fulfilling their obligations of any nature whatsoever. This Report or any of its portion shall not be used as a documentary evidence or otherwise before any investigative agencies or forum of law. This Report is confidential and proprietary to MIPL. The Subscriber and/or any other person(s) may not reproduce, publish or disclose any of the contents of the Report to others without the express authorization of MIPL. This Report is prepared and issued to the Subscriber without any risk, responsibility or liability on the part of MIPL or its officials.

PRODUCTION STATUS – (NOT AVAILABLE)

GENERAL INFORMATION

Suppliers :	Reference :	Not Divulged	
	Name of the Person :	--	
	Contact No.:	--	
	Since How Long Known :	--	
	Maximum Limit Dealt :	--	
	Experience :	--	
	Remark:	--	
Customers :	Reference :	Not Divulged	
	Name of the Person :	--	
	Contact No.:	--	
	Since How Long Known :	--	
	Maximum Limit Dealt :	--	
	Experience :	--	
	Remark:	--	
No. of Employees :	Information denied by the management		
Bankers :	Banker Name :	State Bank of India	
	Branch :	Commercial Branch (04168)Bank Street, Koti, Hyderabad - 500037, Telangana, India	
	Person Name (With Designation) :	--	
	Contact Number :	--	
	Name of Account Holder :	--	
	Account Number :	--	
	Account Since (Date/Year of Account Opening) :	--	
	Average Balance Maintained :	--	
	Credit Facilities Enjoyed (CC/OD/Term Loan) :	--	
	Account Operation :	--	
	Remark :	--	
<ul style="list-style-type: none"> Andhra Bank, Balangar Branch, T.I.E, Balanagar, Hyderabad - 500037, Telangana, India 			
Facilities :	(INR In Million)		
	SECURED LOAN	As on 31.03.2017	As on 31.03.2016
	SHORT TERM BORROWING		

	Term loans from banks	3093.830	4481.770
	Total	3093.830	4481.770

Auditors :	
Name :	Darapaneni and Company Chartered Accountants
Address :	Plot No 84, Flat No 1A Rama Apartments Sri Nagar Colony, Hyderabad – 500073, Telangana, India
PAN N Income-tax PAN of auditor or auditor's firm :	AAGFD6406K
Memberships :	Not Available
Collaborators :	Not Available
Subsidiaries :	<ul style="list-style-type: none"> • MEIL Holdings Limited [U45209TG2009PLC064573] • MEIL Pura Limited [U93030TG2011PLC077278] • Meghavaram power Private Limited [U45207DL2008PTC183515] • TP Power Holdings Private Limited [U67190TG2012PTC082656] • MEIL Sai Rama Oil and Gas Private Limited [U11100TG2014PTC093404] • MEIL(Bhubaneswar) Bulk Water projects Private Limited [U41000TG2014PTC093724] • MEIL Media Limited [U92419TG2009PLC064563] • Western U.P Power Transmission Co. Limited [U40105UP2009PLCO38219] • MEIL Foundation [U85100TG2012NPL082259] • MEIL APLUS Engineering Private Limited [U74999TG2016PTC111855] • MEIL International F.Z.E.
Step- down Subsidiary:	<ul style="list-style-type: none"> • JCE Engineering and Management Services Private Limited [U74899DL1989PLC034661] • Koya and Company Construction Limited [U27109TG2002PLC038726] • SEPC Power Private Limited [U93090TN1995PTC030660] • KU Power Projects Limited [U45209DL2008PLC184757] • Ku Dhauladhar Hydro Power Private Limited [U40107DL2009PTC190754] • Turbo Megha Airways Private Limited [U62200TG2013PTC086338]
Joint Ventures:	<ul style="list-style-type: none"> • MEIL-MAYTAS-WPIL List of Joint Ventures • MEIL-MAYTAS-ABB-AAG • MAYTAS-MEIL-ABB-AAG • HCC-MEIL-CBE • MEIL-GAYATRI-ZVS-ITT • HCC-MEIL-NCC-WPIL • MEIL-IVRCL-HCC-WPIL • KCEL-MEIL

	<ul style="list-style-type: none"> • MEIL-ZVS-PVSRSN-ITT • MEIL-RATNA-KBL • SAI RAMA-MEIL-VOLGOGRAD • MEIL-KBL • MEIL-PRASAD-KBL • MEIL-RATNA CONSORTUM • MEIL-RATNA • HCC-SEW-MEIL • SEW-MEIL-ZVST-AAG • NCC-MEIL-ZVST-SIGMA • JCPL-MEIL-KBL • PLR-MEIL-WPIL • AIPPL-MEIL • MEIL-IVRCL • MEIL-MAYTAS-KBL • MEIL-KCCPL-FLOWMORE • MEIL-SEW-MAYTAS-BHEL • MEIL-SEW-ABB-AAG • IVRCL-MEIL • OPTIMA-MEIL List of Joint Ventures • MEIL-SMC-WPIL • MEIL-KBL-WEG • MEIL-BRPCL-AIPPC • KBL-MEIL-KCCPL • NCC-MEIL-IHP • SEW-MEIL-BHEL • HCC-MEIL-BHEL • HCC-SEW-MEIL-AAG • MAYTAS-MEIL-KBL • MAYTAS-MEIL-ABB-AAG • IVRCL-KBL-MEIL • MEIL-ITT • MEIL-KEPCO • SEW-MEIL • IVRCL-MEIL (NC-28) • IVRCL-MEIL (NC-33) • MEIL-SAISUDHIR-PRATIBHA • MEIL-SMC • MEIL-BRCCPL • NETAFIM-MEIL • KMC-MEIL-BEBL • MEIL-OCIPL-MSPL • MEIL-SPML • SPML-MEIL • SREE-MEIL • MEIL-JYOTI • MEIL-PRASAD
--	--

DISCLAIMER : This Report is **PRIVATE & CONFIDENTIAL** and it is prepared at the request of and for its use by the Subscriber only. The Subscriber shall use the contents of the Report merely as an aid to its business. Mira Inform Private Limited ("MIPL") has collated information/data in the Report, which have not been verified unless otherwise specifically mentioned in the Report. The Subscriber shall independently verify the accuracy and correctness of the information/data before in any way acting upon the same. MIPL shall not be liable for any harm, injury, loss or damage caused to the Subscriber due to default by the Subscriber's debtors/beneficiaries in fulfilling their obligations of any nature whatsoever. This Report or any of its portion shall not be used as a documentary evidence or otherwise before any investigative agencies or forum of law. This Report is confidential and proprietary to MIPL. The Subscriber and/or any other person(s) may not reproduce, publish or disclose any of the contents of the Report to others without the express authorization of MIPL. This Report is prepared and issued to the Subscriber without any risk, responsibility or liability on the part of MIPL or its officials.

	<ul style="list-style-type: none"> • MEIL-SMC-SNT • MEIL-KBL (KDWSP) • MEIL-KCCL (KDWSP) • EMCL-MEIL • CONSORTIUM OF SAIRAMA & MEIL • MEIL-RVRPL • MEIL-BHEL • MEIL-VARKS • MEIL-HES • MEIL-NCC
--	---

CAPITAL STRUCTURE

AS ON 31.03.2017

Authorised Capital :

No. of Shares	Type	Value	Amount
325,000,000	Equity Shares	INR 10/- each	INR 3250.000 Million

Issued, Subscribed & Paid-up Capital :

No. of Shares	Type	Value	Amount
150,010,000	Equity Shares	INR 10/- each	INR 1500.100 Million

FINANCIAL DATA
[all figures are INR Million]

ABRIDGED BALANCE SHEET (STANDALONE)

SOURCES OF FUNDS	31.03.2017	31.03.2016	31.03.2015
I. EQUITY AND LIABILITIES			
(1) Shareholders' Funds			
(a) Share Capital	1500.100	1500.100	1500.100
(b) Reserves & Surplus	56551.560	38383.810	25201.737
(c) Money received against share warrants	0.000	0.000	0.000
(2) Share Application money pending allotment	0.000	0.000	0.000
Total Shareholders' Funds (1) + (2)	58051.660	39883.910	26701.837
(3) Non-Current Liabilities			
(a) long-term borrowings	0.000	0.000	57.673
(b) Deferred tax liabilities (Net)	828.420	594.780	223.340
(c) Other long term liabilities	10800.820	6664.910	7264.743
(d) long-term provisions	129.540	78.720	63.555
Total Non-current Liabilities (3)	11758.780	7338.410	7609.311
(4) Current Liabilities			
(a) Short term borrowings	3093.830	4481.770	3589.730
(b) Trade payables	22760.400	15100.470	13003.273
(c) Other current liabilities	39405.500	39056.960	20986.441
(d) Short-term provisions	781.920	393.280	897.426
Total Current Liabilities (4)	66041.650	59032.480	38476.870
TOTAL	135852.090	106254.800	72788.018
II. ASSETS			
(1) Non-current assets			
(a) Fixed Assets			
(i) Tangible assets	14164.490	11059.670	4226.223
(ii) Intangible Assets	8.450	8.790	6.584
(iii) Capital work-in-progress	170.670	49.220	0.000
(iv) Intangible assets under development	515.200	7.550	51.932
(b) Non-current Investments	16205.440	8989.050	8993.925
(c) Deferred tax assets (net)	0.000	0.000	0.000
(d) Long-term Loan and Advances	0.000	0.000	1742.129
(e) Other Non-current assets	7654.710	8224.450	4920.972
Total Non-Current Assets	38718.960	28338.730	19941.765

DISCLAIMER : This Report is **PRIVATE & CONFIDENTIAL** and it is prepared at the request of and for its use by the Subscriber only. The Subscriber shall use the contents of the Report merely as an aid to its business. Mira Inform Private Limited ("MIPL") has collated information/data in the Report, which have not been verified unless otherwise specifically mentioned in the Report. The Subscriber shall independently verify the accuracy and correctness of the information/data before in any way acting upon the same. MIPL shall not be liable for any harm, injury, loss or damage caused to the Subscriber due to default by the Subscriber's debtors/beneficiaries in fulfilling their obligations of any nature whatsoever. This Report or any of its portion shall not be used as a documentary evidence or otherwise before any investigative agencies or forum of law. This Report is confidential and proprietary to MIPL. The Subscriber and/or any other person(s) may not reproduce, publish or disclose any of the contents of the Report to others without the express authorization of MIPL. This Report is prepared and issued to the Subscriber without any risk, responsibility or liability on the part of MIPL or its officials.

(2) Current assets			
(a) Current investments	115.080	13.760	12.001
(b) Inventories	4528.710	2924.970	4364.443
(c) Trade receivables	40617.620	34156.250	14739.058
(d) Cash and cash equivalents	13115.070	8409.470	9720.961
(e) Short-term loans and advances	2142.710	4892.020	9982.031
(f) Other current assets	36613.940	27519.600	14027.759
Total Current Assets	97133.130	77916.070	52846.253
TOTAL	135852.090	106254.800	72788.018

PROFIT & LOSS ACCOUNT (STANDALONE)

	PARTICULARS	31.03.2017	31.03.2016	31.03.2015
	SALES			
	Income	130085.880	87567.670	62650.954
	Other Income	837.070	1817.210	981.966
	TOTAL	130922.950	89384.880	63632.920
Less	EXPENSES			
	Cost of Materials Consumed	53635.990	43090.070	28872.524
	Changes in inventories of finished goods, work-in-progress and Stock-in-Trade	(503.140)	349.210	(7.712)
	Employees benefits expense	3446.340	2510.130	1887.048
	Expenditure on production, transportation and other expenditure pertaining to exploration and production activities	49295.030	26353.730	0.000
	Other expenses	1662.860	1359.120	22469.901
	TOTAL	107537.080	73662.260	53221.761
	PROFIT/ (LOSS) BEFORE INTEREST, TAX, DEPRECIATION AND AMORTISATION	23385.870	15722.620	10411.159
Less	FINANCIAL EXPENSES	1684.480	1799.130	1687.402
	PROFIT / (LOSS) BEFORE TAX, DEPRECIATION AND AMORTISATION	21701.390	13923.490	8723.757
Less/ Add	DEPRECIATION/ AMORTISATION	998.280	774.650	501.866
	PROFIT/ (LOSS) BEFORE TAX	20703.110	13148.840	8221.891
Less	TAX	2535.360	1628.430	809.465
	PROFIT/ (LOSS) AFTER TAX	18167.750	11520.410	7412.426

DISCLAIMER : This Report is **PRIVATE & CONFIDENTIAL** and it is prepared at the request of and for its use by the Subscriber only. The Subscriber shall use the contents of the Report merely as an aid to its business. Mira Inform Private Limited ("MIPL") has collated information/data in the Report, which have not been verified unless otherwise specifically mentioned in the Report. The Subscriber shall independently verify the accuracy and correctness of the information/data before in any way acting upon the same. MIPL shall not be liable for any harm, injury, loss or damage caused to the Subscriber due to default by the Subscriber's debtors/beneficiaries in fulfilling their obligations of any nature whatsoever. This Report or any of its portion shall not be used as a documentary evidence or otherwise before any investigative agencies or forum of law. This Report is confidential and proprietary to MIPL. The Subscriber and/or any other person(s) may not reproduce, publish or disclose any of the contents of the Report to others without the express authorization of MIPL. This Report is prepared and issued to the Subscriber without any risk, responsibility or liability on the part of MIPL or its officials.

	EARNINGS IN FOREIGN CURRENCY			
	Export Earnings	NA	1443.151	2233.100
	Earnings / (Loss) Per Share (INR)	121.11	76.80	49.41

CURRENT MATURITIES OF LONG TERM DEBT DETAILS

Particulars	31.03.2017	31.03.2016	31.03.2015
Current Maturities of Long term debt	0.000	71.540	78.526
Cash generated from operations	NA	NA	NA
Net cash flows from (used in) operations	22406.540	(1344.700)	5846.697
Net cash flows from (used in) operating activities	20492.380	(1628.710)	4763.566

KEY RATIOS

EFFICIENCY RATIOS

PARTICULARS	31.03.2017	31.03.2016	31.03.2015
Average Collection Days (Sundry Debtors / Income * 365 Days)	113.97	142.37	85.87
Account Receivables Turnover (Income / Sundry Debtors)	3.20	2.56	4.25
Average Payment Days (Sundry Creditors / Purchases * 365 Days)	154.89	127.91	164.38
Inventory Turnover (Operating Income / Inventories)	5.16	5.38	2.39
Asset Turnover (Operating Income / Net Fixed Assets)	1.57	1.41	2.43

LEVERAGE RATIOS

PARTICULARS	31.03.2017	31.03.2016	31.03.2015
Debt Ratio ((Borrowing + Current Liabilities) / Total Assets)	0.49	0.56	0.53

DISCLAIMER : This Report is **PRIVATE & CONFIDENTIAL** and it is prepared at the request of and for its use by the Subscriber only. The Subscriber shall use the contents of the Report merely as an aid to its business. Mira Inform Private Limited ("MIPL") has collated information/data in the Report, which have not been verified unless otherwise specifically mentioned in the Report. The Subscriber shall independently verify the accuracy and correctness of the information/data before in any way acting upon the same. MIPL shall not be liable for any harm, injury, loss or damage caused to the Subscriber due to default by the Subscriber's debtors/beneficiaries in fulfilling their obligations of any nature whatsoever. This Report or any of its portion shall not be used as a documentary evidence or otherwise before any investigative agencies or forum of law. This Report is confidential and proprietary to MIPL. The Subscriber and/or any other person(s) may not reproduce, publish or disclose any of the contents of the Report to others without the express authorization of MIPL. This Report is prepared and issued to the Subscriber without any risk, responsibility or liability on the part of MIPL or its officials.

Debt Equity Ratio (Total Liability / Networth)	0.05	0.11	0.14
Current Liabilities to Networth (Current Liabilities / Net Worth)	1.14	1.48	1.44
Fixed Assets to Networth (Net Fixed Assets / Networth)	0.26	0.28	0.16
Interest Coverage Ratio (PBIT / Financial Charges)	13.88	8.74	6.17

PROFITABILITY RATIOS

PARTICULARS		31.03.2017	31.03.2016	31.03.2015
Net Profit Margin ((PAT / Sales) * 100)	%	13.97	13.16	11.83
Return on Total Assets ((PAT / Total Assets) * 100)	%	13.37	10.84	10.18
Return on Investment (ROI) ((PAT / Networth) * 100)	%	31.30	28.88	27.76

SOLVENCY RATIOS

PARTICULARS		31.03.2017	31.03.2016	31.03.2015
Current Ratio (Current Assets / Current Liabilities)		1.47	1.32	1.37
Quick Ratio ((Current Assets - Inventories) / Current Liabilities)		1.40	1.27	1.26
G-Score Ratio Financial (Networth / Total Assets)		0.43	0.38	0.37
G-Score Ratio Debt (Debts / Equity Capital)		2.06	3.04	2.48
G-Score Ratio Liquidity (Total Current Assets / Total Current Liabilities)		1.47	1.32	1.37

Total Liability = Short-term Debt + Long-term Debt + Current Maturities of Long-term debts

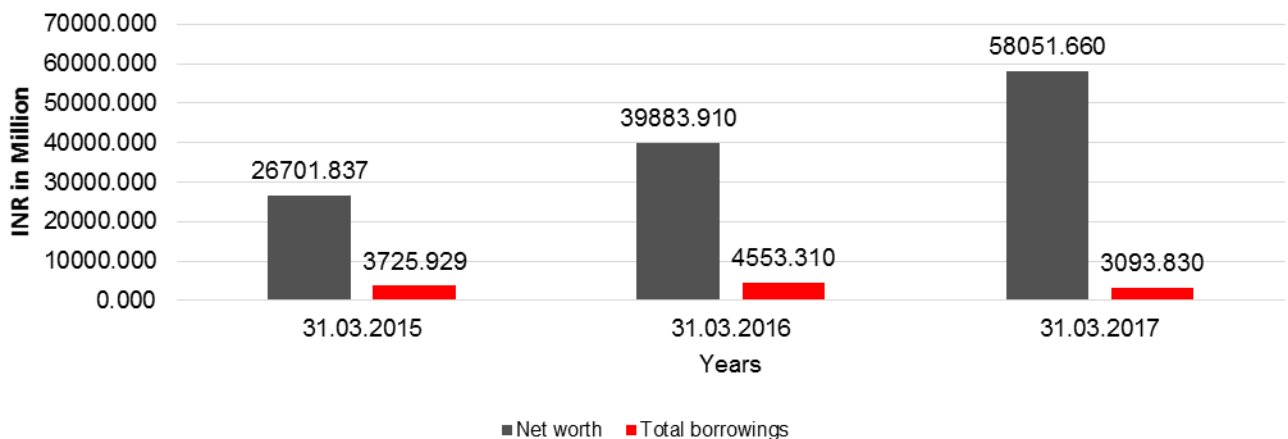
DISCLAIMER : This Report is **PRIVATE & CONFIDENTIAL** and it is prepared at the request of and for its use by the Subscriber only. The Subscriber shall use the contents of the Report merely as an aid to its business. Mira Inform Private Limited ("MIPL") has collated information/data in the Report, which have not been verified unless otherwise specifically mentioned in the Report. The Subscriber shall independently verify the accuracy and correctness of the information/data before in any way acting upon the same. MIPL shall not be liable for any harm, injury, loss or damage caused to the Subscriber due to default by the Subscriber's debtors/beneficiaries in fulfilling their obligations of any nature whatsoever. This Report or any of its portion shall not be used as a documentary evidence or otherwise before any investigative agencies or forum of law. This Report is confidential and proprietary to MIPL. The Subscriber and/or any other person(s) may not reproduce, publish or disclose any of the contents of the Report to others without the express authorization of MIPL. This Report is prepared and issued to the Subscriber without any risk, responsibility or liability on the part of MIPL or its officials.

FINANCIAL ANALYSIS
[all figures are INR Million]

DEBT EQUITY RATIO

Particular	31.03.2015	31.03.2016	31.03.2017
	INR In Million	INR In Million	INR In Million
Share Capital	1500.100	1500.100	1500.100
Reserves & Surplus	25201.737	38383.810	56551.560
Share Application money pending allotment	0.000	0.000	0.000
Net worth	26701.837	39883.910	58051.660
Long Term borrowings	57.673	0.000	0.000
Short Term borrowings	3589.730	4481.770	3093.830
Current Maturities of Long term debt	78.526	71.540	0.000
Total borrowings	3725.929	4553.310	3093.830
Debt/Equity ratio	0.140	0.114	0.053

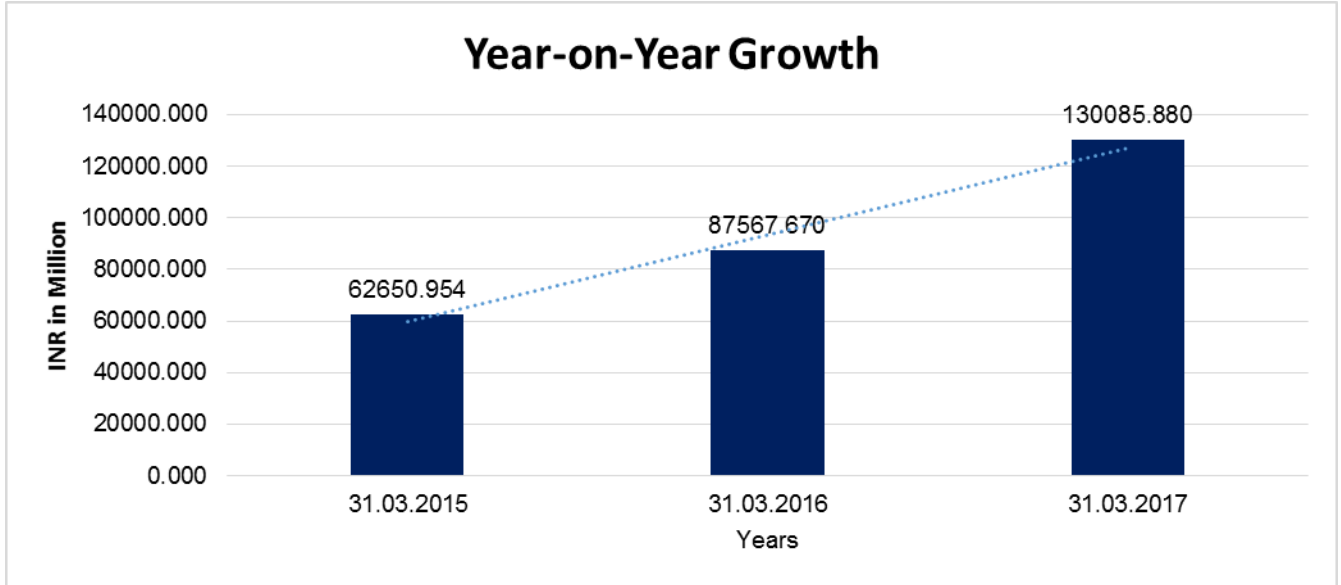
Debt to Equity



YEAR-ON-YEAR GROWTH

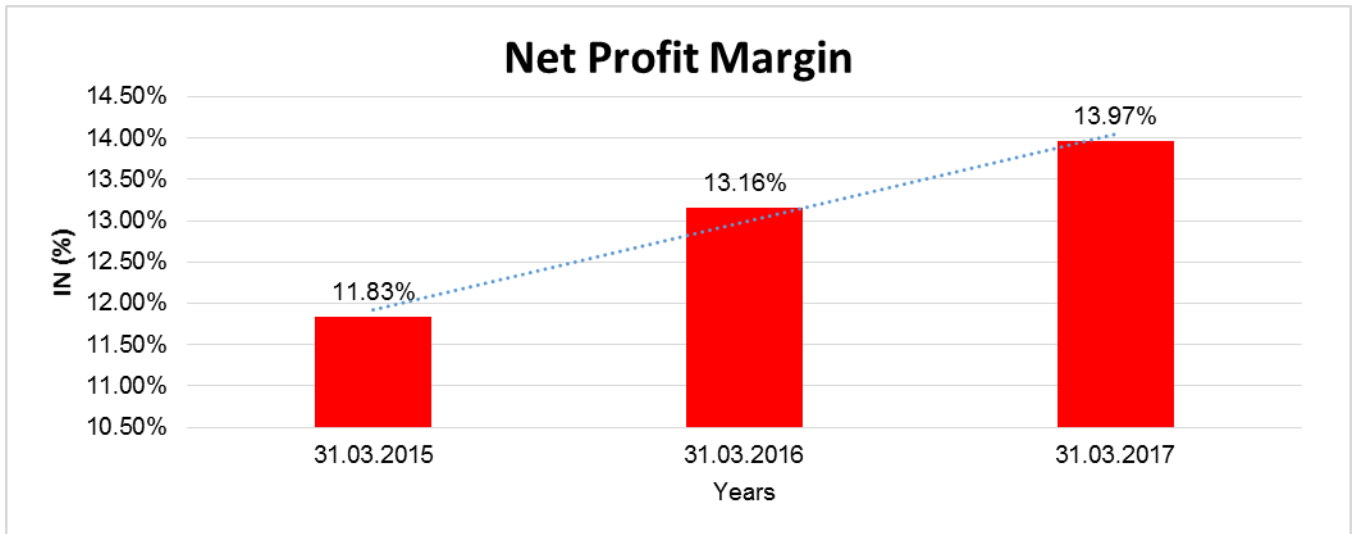
Year on Year Growth	31.03.2015	31.03.2016	31.03.2017
	INR In Million	INR In Million	INR In Million
Sales	62650.954	87567.670	130085.880
		39.771	48.555

DISCLAIMER : This Report is **PRIVATE & CONFIDENTIAL** and it is prepared at the request of and for its use by the Subscriber only. The Subscriber shall use the contents of the Report merely as an aid to its business. Mira Inform Private Limited ("MIPL") has collated information/data in the Report, which have not been verified unless otherwise specifically mentioned in the Report. The Subscriber shall independently verify the accuracy and correctness of the information/data before in any way acting upon the same. MIPL shall not be liable for any harm, injury, loss or damage caused to the Subscriber due to default by the Subscriber's debtors/beneficiaries in fulfilling their obligations of any nature whatsoever. This Report or any of its portion shall not be used as a documentary evidence or otherwise before any investigative agencies or forum of law. This Report is confidential and proprietary to MIPL. The Subscriber and/or any other person(s) may not reproduce, publish or disclose any of the contents of the Report to others without the express authorization of MIPL. This Report is prepared and issued to the Subscriber without any risk, responsibility or liability on the part of MIPL or its officials.



NET PROFIT MARGIN

Net Profit Margin	31.03.2015	31.03.2016	31.03.2017
	INR In Million	INR In Million	INR In Million
Sales	62650.954	87567.670	130085.880
Profit	7412.426	11520.410	18167.750
	11.83%	13.16%	13.97%



DISCLAIMER : This Report is **PRIVATE & CONFIDENTIAL** and it is prepared at the request of and for its use by the Subscriber only. The Subscriber shall use the contents of the Report merely as an aid to its business. Mira Inform Private Limited ("MIPL") has collated information/data in the Report, which have not been verified unless otherwise specifically mentioned in the Report. The Subscriber shall independently verify the accuracy and correctness of the information/data before in any way acting upon the same. MIPL shall not be liable for any harm, injury, loss or damage caused to the Subscriber due to default by the Subscriber's debtors/beneficiaries in fulfilling their obligations of any nature whatsoever. This Report or any of its portion shall not be used as a documentary evidence or otherwise before any investigative agencies or forum of law. This Report is confidential and proprietary to MIPL. The Subscriber and/or any other person(s) may not reproduce, publish or disclose any of the contents of the Report to others without the express authorization of MIPL. This Report is prepared and issued to the Subscriber without any risk, responsibility or liability on the part of MIPL or its officials.

ABRIDGED BALANCE SHEET (CONSOLIDATED)

SOURCES OF FUNDS	31.03.2017	31.03.2016
I. EQUITY AND LIABILITIES		
(1) Shareholders' Funds		
(a) Share Capital	1500.100	1500.100
(b) Reserves & Surplus	56070.410	37474.420
(c) Money received against share warrants	0.000	0.000
(2) Share Application money pending allotment	0.000	0.000
Non controlling interest	760.450	1161.600
Total Shareholders' Funds (1) + (2)	58330.960	40136.120
(3) Non-Current Liabilities		
(a) long-term borrowings	8658.270	6339.600
(b) Deferred tax liabilities (Net)	2279.000	561.510
(c) Other long term liabilities	8938.200	3967.590
(d) long-term provisions	149.830	93.090
Total Non-current Liabilities (3)	20025.300	10961.790
(4) Current Liabilities		
(a) Short term borrowings	3098.690	4698.080
(b) Trade payables	23394.140	15411.230
(c) Other current liabilities	43822.570	39736.110
(d) Short-term provisions	828.270	413.150
Total Current Liabilities (4)	71143.670	60258.570
TOTAL	149499.930	111356.480
II. ASSETS		
(1) Non-current assets		
(a) Fixed Assets		
(i) Tangible assets	14620.570	11397.280
(ii) Intangible Assets	1973.760	772.430
(iii) Capital work-in-progress	5798.020	1877.870
(iv) Intangible assets under development	515.190	7.560
(b) Non-current Investments	2888.040	1778.930
(c) Deferred tax assets (net)	0.000	0.000
(d) Long-term Loan and Advances	38728.650	30346.680
(e) Other Non-current assets	10083.660	6378.760
Total Non-Current Assets	74607.890	52559.510
(2) Current assets		
(a) Current investments	264.730	301.090
(b) Inventories	4916.230	3010.390
(c) Trade receivables	19151.980	15871.890

DISCLAIMER : This Report is **PRIVATE & CONFIDENTIAL** and it is prepared at the request of and for its use by the Subscriber only. The Subscriber shall use the contents of the Report merely as an aid to its business. Mira Inform Private Limited ("MIPL") has collated information/data in the Report, which have not been verified unless otherwise specifically mentioned in the Report. The Subscriber shall independently verify the accuracy and correctness of the information/data before in any way acting upon the same. MIPL shall not be liable for any harm, injury, loss or damage caused to the Subscriber due to default by the Subscriber's debtors/beneficiaries in fulfilling their obligations of any nature whatsoever. This Report or any of its portion shall not be used as a documentary evidence or otherwise before any investigative agencies or forum of law. This Report is confidential and proprietary to MIPL. The Subscriber and/or any other person(s) may not reproduce, publish or disclose any of the contents of the Report to others without the express authorization of MIPL. This Report is prepared and issued to the Subscriber without any risk, responsibility or liability on the part of MIPL or its officials.

(d) Cash and cash equivalents		15175.050	9605.370
(e) Short-term loans and advances		0.000	0.000
(f) Other current assets		35384.050	30008.230
Total Current Assets		74892.040	58796.970
TOTAL		149499.930	111356.480

PROFIT & LOSS ACCOUNT (CONSOLIDATED)

	PARTICULARS	31.03.2017	31.03.2016
	SALES		
	Income	139795.700	77577.000
	Other Income	899.460	1855.310
	TOTAL	140695.160	79432.310
Less	EXPENSES		
	Cost of Materials Consumed	53664.750	34704.480
	Changes in inventories of finished goods, work-in-progress and Stock-in-Trade	(548.780)	329.310
	Employees benefits expense	3696.950	2607.070
	Expenditure on production, transportation and other expenditure pertaining to exploration and production activities	57842.280	25175.550
	Other expenses	1728.300	1356.200
	TOTAL	116383.500	64172.610
	PROFIT/ (LOSS) BEFORE INTEREST, TAX, DEPRECIATION AND AMORTISATION	24311.660	15259.700
Less	FINANCIAL EXPENSES	1706.450	1758.180
	PROFIT / (LOSS) BEFORE TAX, DEPRECIATION AND AMORTISATION	22605.210	13501.520
Less/ Add	DEPRECIATION/ AMORTISATION	1029.690	796.880
	PROFIT/ (LOSS) BEFORE TAX	21575.520	12704.640
Less	TAX	4288.940	1675.190
	Net movement in regulatory deferral account balances related to profit or loss and the related deferred tax movement	224.180	-61.110
	PROFIT/ (LOSS) AFTER TAX	17510.760	10968.340

DISCLAIMER : This Report is **PRIVATE & CONFIDENTIAL** and it is prepared at the request of and for its use by the Subscriber only. The Subscriber shall use the contents of the Report merely as an aid to its business. Mira Inform Private Limited ("MIPL") has collated information/data in the Report, which have not been verified unless otherwise specifically mentioned in the Report. The Subscriber shall independently verify the accuracy and correctness of the information/data before in any way acting upon the same. MIPL shall not be liable for any harm, injury, loss or damage caused to the Subscriber due to default by the Subscriber's debtors/beneficiaries in fulfilling their obligations of any nature whatsoever. This Report or any of its portion shall not be used as a documentary evidence or otherwise before any investigative agencies or forum of law. This Report is confidential and proprietary to MIPL. The Subscriber and/or any other person(s) may not reproduce, publish or disclose any of the contents of the Report to others without the express authorization of MIPL. This Report is prepared and issued to the Subscriber without any risk, responsibility or liability on the part of MIPL or its officials.

	Share of profit (loss) of associates and joint ventures accounted for using equity method		18.770	17.280
	TOTAL PROFIT (LOSS) FOR PERIOD		17529.530	10985.620
	Earnings / (Loss) Per Share (INR)		116.86	73.23

LOCAL AGENCY FURTHER INFORMATION

Sr. No.	Check list by info agents	Available in Report (Yes/No)
1	Year of establishment	Yes
2	Constitution of the entity -Incorporation details	Yes
3	Locality of the entity	Yes
4	Premises details	No
5	Buyer visit details	--
6	Contact numbers	Yes
7	Name of the person contacted	Yes
8	Designation of contact person	No
9	Promoter's background	Yes
10	Date of Birth of Proprietor / Partners / Directors	Yes
11	Pan Card No. of Proprietor / Partners	Yes
12	Voter Id Card No. of Proprietor / Partners	No
13	Type of business	Yes
14	Line of Business	Yes
15	Export/import details (if applicable)	No
16	No. of employees	No
17	Details of sister concerns	Yes
18	Major suppliers	No
19	Major customers	No
20	Banking Details	Yes
21	Banking facility details	Yes
22	Conduct of the banking account	--
23	Financials, if provided	Yes
24	Capital in the business	Yes
25	Last accounts filed at ROC, if applicable	Yes
26	Turnover of firm for last three years	Yes
27	Reasons for variation <> 20%	--
28	Estimation for coming financial year	No
29	Profitability for last three years	Yes
30	Major shareholders, if available	Yes
31	External Agency Rating, if available	Yes

DISCLAIMER : This Report is **PRIVATE & CONFIDENTIAL** and it is prepared at the request of and for its use by the Subscriber only. The Subscriber shall use the contents of the Report merely as an aid to its business. Mira Inform Private Limited ("MIPL") has collated information/data in the Report, which have not been verified unless otherwise specifically mentioned in the Report. The Subscriber shall independently verify the accuracy and correctness of the information/data before in any way acting upon the same. MIPL shall not be liable for any harm, injury, loss or damage caused to the Subscriber due to default by the Subscriber's debtors/beneficiaries in fulfilling their obligations of any nature whatsoever. This Report or any of its portion shall not be used as a documentary evidence or otherwise before any investigative agencies or forum of law. This Report is confidential and proprietary to MIPL. The Subscriber and/or any other person(s) may not reproduce, publish or disclose any of the contents of the Report to others without the express authorization of MIPL. This Report is prepared and issued to the Subscriber without any risk, responsibility or liability on the part of MIPL or its officials.

32	Litigations that the firm/promoter involved in	--
33	Market information	--
34	Payments terms	No
35	Negative Reporting by Auditors in the Annual Report	No

STANDALONE FINANCIAL RESULTS AND OPERATIONAL PERFORMANCE

The company's performance during the year has been satisfactory. During the financial year ended March 31, 2017, on standalone basis, the company achieved revenues from operations of INR 130085.880 million as compared to the revenues of INR 87567.670 million achieved during the previous financial year ended March 31, 2016. Profit before interest, Taxes, Depreciation & Amortization (EBITDA) increased to INR 23385.870 million compared to INR 15722.620 million. The Net Profit of the Company for the financial year ended March 31, 2017 stood at INR 18167.750 million as against the Net Profit of INR 11520.410 million for the financial year ended March 31, 2016.

FUTURE OUTLOOK

Infrastructure sector is the key driver for the growth of the Indian economy. This sector is highly responsible for propelling India's overall development and enjoys intense focus from Government for initiating policies that would ensure time-bound creation of world class infrastructure in the country. Infrastructure sector includes power, bridges, dams, roads and urban infrastructure development.

MERGER OF MEIL GREEN POWER LIMITED.

- i) MEIL Green Power Limited is engaged in power generation and distribution. MEIL Green Power is a Wholly owned subsidiary of the company.
- ii) Pursuant to the scheme of amalgamation of MEIL Green Power Limited., a Wholly owned subsidiary ("Transferor Company") with the company, as sanctioned by the Hon'ble High Court of Judicature at Hyderabad for the State of Telangana and for the State of Andhra Pradesh, the assets and liabilities of the Transferor company were transferred to and vested with the Company with effect from the Appointed date April 01, 2015.
- iii) The amalgamation has been accounted for under the 'pooling of interests' method as prescribed by Accounting Standard 14 specified under Section 133 of the Companies Act 2013, read with Rule-7 of the Companies (Accounts) Rules, 2014. Accordingly, the assets, liabilities and reserves of the 'Transferor Company as at April 1, 2015 have been taken over at their book values and in the same form.
- iv) There were no differences between the accounting policies of the transferor company and the company which requires adjustment in the books of the company.
- v) Consequent to the scheme of amalgamation, the authorized share capital of the Transferor Company stand cancelled. Also since the merger is of the wholly owned subsidiary with its parent company, no shares were exchanged to effect the amalgamation.
- vi) Since the amalgamation is an 'amalgamation in the nature of merger', the identity of the reserves is preserved and they appear in the financial statements of the transferee company in the same form in which they appeared in the financial statements of the transferor company. Accordingly, and as provided in the scheme of amalgamation, the following amounts have been adjusted against the general reserve / Credit Balance of Profit and Loss of the Company:

DISCLAIMER : This Report is **PRIVATE & CONFIDENTIAL** and it is prepared at the request of and for its use by the Subscriber only. The Subscriber shall use the contents of the Report merely as an aid to its business. Mira Inform Private Limited ("MIPL") has collated information/data in the Report, which have not been verified unless otherwise specifically mentioned in the Report. The Subscriber shall independently verify the accuracy and correctness of the information/data before in any way acting upon the same. MIPL shall not be liable for any harm, injury, loss or damage caused to the Subscriber due to default by the Subscriber's debtors/beneficiaries in fulfilling their obligations of any nature whatsoever. This Report or any of its portion shall not be used as a documentary evidence or otherwise before any investigative agencies or forum of law. This Report is confidential and proprietary to MIPL. The Subscriber and/or any other person(s) may not reproduce, publish or disclose any of the contents of the Report to others without the express authorization of MIPL. This Report is prepared and issued to the Subscriber without any risk, responsibility or liability on the part of MIPL or its officials.

Further to the above, the transferor company has maintained the books of account as a trustee of transferee company till the date of getting various approvals i.e., from shareholders, honorable courts and Register of Companies due to which it is not practicable to account the day to day transactions of the transferor company in the books of transferee company, hence the transferee company accounted the merger effect in the books of transferee company as at March 31, 2016.

Particulars	INR in Million
Debit balance in the Statement of Profit and Loss of the Transferor Company as on April 1, 2015 adjusted against Credit Balance of Profit and Loss of the Transferee Company	(10599.874)
Difference between the amount recorded as investments in the books of the Transferee Company and the amount of share capital of the Transferor Company	
Amount of Investment in Transferee Company	1219.519
Amount of paid-up share capital in Transferor Company	(1219.519)
Effect	Nil

vii) Details of assets and liabilities taken over on

Particulars	INR in Million
	Balance as at April 01, 2015
Assets	
Non-Current Assets	
Fixed Assets	6079.285
Long Term Loans and Advance	3.464
Current Assets	
Trade Receivables	79.953
Cash and Bank Balances	0.936
Loans and Advances and Other Assets	2.341
Total Assets	6165.978
Liabilities	
Non-Current Liabilities	
Long-term Liabilities	4930.307
Current Liabilities	
Other Current Liabilities	3.322
Short-term borrowings	23.431
Total Liabilities	4957.060

INDEX OF CHARGE:

SN O	SRN	CHAR GE ID	CHARGE HOLDER	DATE OF	DATE OF MODIFIC	DATE OF SATISFA	AMOUNT	ADDRESS
------	-----	------------	---------------	---------	-----------------	-----------------	--------	---------

DISCLAIMER : This Report is **PRIVATE & CONFIDENTIAL** and it is prepared at the request of and for its use by the Subscriber only. The Subscriber shall use the contents of the Report merely as an aid to its business. Mira Inform Private Limited ("MIPL") has collated information/data in the Report, which have not been verified unless otherwise specifically mentioned in the Report. The Subscriber shall independently verify the accuracy and correctness of the information/data before in any way acting upon the same. MIPL shall not be liable for any harm, injury, loss or damage caused to the Subscriber due to default by the Subscriber's debtors/beneficiaries in fulfilling their obligations of any nature whatsoever. This Report or any of its portion shall not be used as a documentary evidence or otherwise before any investigative agencies or forum of law. This Report is confidential and proprietary to MIPL. The Subscriber and/or any other person(s) may not reproduce, publish or disclose any of the contents of the Report to others without the express authorization of MIPL. This Report is prepared and issued to the Subscriber without any risk, responsibility or liability on the part of MIPL or its officials.

			NAME	CREATION	ATION	CTION		
1	H1743 8730	10020 5751	SREI EQUIPME NT FINANCE LIMITED	05/06/2 018	-	-	500000000.0	'VISHWAKARMA', 86C, TOPSIA ROAD,KOLKATAW E700046IN
2	G7648 0417	10015 3487	SREI EQUIPME NT FINANCE LIMITED	14/01/2 018	-	-	500000000.0	'VISHWAKARMA', 86C, TOPSIA ROAD,KOLKATAW E700046IN
3	G7404 3449	10014 7986	SREI EQUIPME NT FINANCE LIMITED	21/12/2 017	-	-	500000000.0	'VISHWAKARMA', 86C, TOPSIA ROAD,KOLKATAW E700046IN
4	G8945 5703	10018 2465	SREI EQUIPME NT FINANCE LIMITED	21/12/2 017	-	-	500000000.0	'VISHWAKARMA', 86C, TOPSIA ROAD,KOLKATAW E700046IN
5	C6829 3224	10598 838	IL&FS TRUST COMPAN Y LIMITED	24/09/2 015	-	-	15250000000.0	THE IL&FS FINANCIAL CENTRE, PLOT - C22, G BLOCKBANDRA- KURLA COMPLEX, BANDRA EAST,MUMBAIMH 400051IN
6	H0681 6870	10411 515	STATE BANK OF INDIA	04/02/2 013	10/08/201 8	-	87218600000.0	COMMERCIAL BRANCH (04168)BANK STREET, KOTIHYDERABAD TG500037IN
7	G8419 9439	10470 342	ANDHRA BANK	19/12/2 013	-	04/04/201 8	1000000000.0	BALANGAR BRANCHT.I.E, BALANAGARHYD ERABADAP50003 7IN
8	G8245 4604	10507 419	POWER FINANCE CORPOR ATION LIMITED	13/06/2 014	-	06/03/201 8	37717200000.0	'URJANIDHI', 1,BARAKHAMBA LANE,CONNAUGH T PLACE,NEW DELHIDL110001IN
9	G0726	10359	KOTAK	08/06/2	-	22/06/201	7489245.0	36-38A, NARIMAN

	2694	410	MAHINDR A BANK LIMITED	012		6		BHAVAN, 227,D,NARIMAN POINT,MUMBAIM H400021IN
10	G0742 3817	10374 757	MAGMA FINCORP LIMITED	11/09/2 012	-	21/06/201 6	150000000.0	MAGMA HOUSE24 PARK STREETKOLKATA WB700016IN

FIXED ASSETS:

- Land
- Buildings
- Plant and equipment
- Vehicles
- Ships vessels
- Office equipment
- Computer equipments

Intangible Assets

- Computer Software

PRESS RELEASE

MEGHA ENGG EXECUTES INR 41500.000 Million POWER TRANSMISSION LINE IN UP HYDERABAD, FEBRUARY 7

Megha Engineering and Infrastructure Limited (MEIL) has announced the commissioning of its INR 41500.000 Million mega power transmission line for the Western Uttar Pradesh Power Transmission Company Limited.

Considered to be one of the largest power transmission projects in the country, the project is built to transmit 13,220 MVA (Mega Volt Amp) of power. The transmission capacity of the WUPPTCL project is equal to the combined transmission capacities of Andhra Pradesh and Telangana.

FIRST IN PRIVATE SECTOR

B Srinivas Reddy, Director, MEIL, said, "The project required stringent quality procedures, use of latest technologies and meticulous planning and execution. Projects of such large capacity were previously confined only to the government sector. This is the first such project of this magnitude to be executed in the private sector."

Reddy said this is amongst the first biggest projects in India to be designed with gas insulated sub-stations. The project scope included seven sub-stations along with 765 kV single circuit and 400 kV double circuit lines for a length of 654 km.

The project had to take care of 18 railway crossings, 17 national highways, 4 rivers, and 88 power line crossings along with 171 right of way permissions from various departments, which include 12 from defence, 12 from civil aviation, and others from forest and irrigation departments. All these hurdles were resolved successfully on time, he said.

DISCLAIMER : This Report is **PRIVATE & CONFIDENTIAL** and it is prepared at the request of and for its use by the Subscriber only. The Subscriber shall use the contents of the Report merely as an aid to its business. Mira Inform Private Limited ("MIPL") has collated information/data in the Report, which have not been verified unless otherwise specifically mentioned in the Report. The Subscriber shall independently verify the accuracy and correctness of the information/data before in any way acting upon the same. MIPL shall not be liable for any harm, injury, loss or damage caused to the Subscriber due to default by the Subscriber's debtors/beneficiaries in fulfilling their obligations of any nature whatsoever. This Report or any of its portion shall not be used as a documentary evidence or otherwise before any investigative agencies or forum of law. This Report is confidential and proprietary to MIPL. The Subscriber and/or any other person(s) may not reproduce, publish or disclose any of the contents of the Report to others without the express authorization of MIPL. This Report is prepared and issued to the Subscriber without any risk, responsibility or liability on the part of MIPL or its officials.

The Hyderabad-based construction-cum-infrastructure company started the construction of this project in 2011 on BOOT basis and completed work this week. It will shoulder the responsibility of operation and maintenance of the project for the next 35 years.

The project will benefit 10 districts of the Western Uttar Pradesh region.

More than 200 specialists and 2,000 skilled workers were involved in the construction of the project. While BHEL supplied the transformers, reactors and switchgears were sourced from GE.

The project also has Emergency Restoration System useful during natural disasters to limit the costs and the duration of power outages in overhead transmission lines, and to restore power within few hours.

CMT REPORT (Corruption, Money Laundering & Terrorism]

The Public Notice information has been collected from various sources including but not limited to: **The Courts, India Prisons Service, Interpol, etc.**

1] INFORMATION ON DESIGNATED PARTY

No records exist designating subject or any of its beneficial owners, controlling shareholders or senior officers as terrorist or terrorist organization or whom notice had been received that all financial transactions involving their assets have been blocked or convicted, found guilty or against whom a judgement or order had been entered in a proceedings for violating money-laundering, anti-corruption or bribery or international economic or anti-terrorism sanction laws or whose assets were seized, blocked, frozen or ordered forfeited for violation of money laundering or international anti-terrorism laws.

2] Court Declaration :

No records exist to suggest that subject is or was the subject of any formal or informal allegations, prosecutions or other official proceeding for making any prohibited payments or other improper payments to government officials for engaging in prohibited transactions or with designated parties.

3] Asset Declaration :

No records exist to suggest that the property or assets of the subject are derived from criminal conduct or a prohibited transaction.

4] Record on Financial Crime :

Charges or conviction registered against subject: **None**

5] Records on Violation of Anti-Corruption Laws :

Charges or investigation registered against subject: **None**

6] Records on Int'l Anti-Money Laundering Laws/Standards :

Charges or investigation registered against subject: **None**

7] Criminal Records

No available information exist that suggest that subject or any of its principals have been formally charged or convicted by a competent governmental authority for any financial crime or under any formal investigation by a competent government authority for any violation of anti-corruption laws or international anti-money laundering laws or standard.

8] Affiliation with Government :

No record exists to suggest that any director or indirect owners, controlling shareholders, director, officer or employee of the company is a government official or a family member or close business associate of a Government official.

9] Compensation Package :

Our market survey revealed that the amount of compensation sought by the subject is fair and reasonable and comparable to compensation paid to others for similar services.

10] Press Report :

No press reports / filings exists on the subject.

CORPORATE GOVERNANCE

MIRA INFORM as part of its Due Diligence do provide comments on Corporate Governance to identify management and governance. These factors often have been predictive and in some cases have created vulnerabilities to credit deterioration.

Our Governance Assessment focuses principally on the interactions between a company's management, its Board of Directors, Shareholders and other financial stakeholders.

CONTRAVENTION

Subject is not known to have contravened any existing local laws, regulations or policies that prohibit, restrict or otherwise affect the terms and conditions that could be included in the agreement with the subject.

FOREIGN EXCHANGE RATES

Currency	Unit	INR
US Dollar	1	INR 70.68
UK Pound	1	INR 90.62
Euro	1	INR 80.16

INFORMATION DETAILS

Information Gathered by :	TEJ
Analysis Done by :	DIV
Report Prepared by :	KVT

SCORE FACTORS

DEMERIT POINTS		
--BANK CHARGES	YES/NO	YES
--LITIGATION	YES/NO	NO
--OTHER ADVERSE INFORMATION	YES/NO	NO
MERIT POINTS		
--SOLE DISTRIBUTORSHIP	YES/NO	NO
--EXPORT ACTIVITIES	YES/NO	NO
--AFFILIATION	YES/NO	YES
--LISTED	YES/NO	NO
--OTHER MERIT FACTORS	YES/NO	YES

RATING EXPLANATIONS

Credit Rating	Explanation	Rating Comments
A++	Minimum Risk	Business dealings permissible with minimum risk of default
A+	Low Risk	Business dealings permissible with low risk of default
A	Acceptable Risk	Business dealings permissible with moderate risk of default
B	Medium Risk	Business dealings permissible on a regular monitoring basis
C	Medium High Risk	Business dealings permissible preferably on secured basis
D	High Risk	Business dealing not recommended or on secured terms only
NB	New Business	No recommendation can be done due to business in infancy stage
NT	No Trace	No recommendation can be done as the business is not traceable

NB is stated where there is insufficient information to facilitate rating. However, it is not to be considered as unfavourable.

This score serves as a reference to assess SC's credit risk and to set the amount of credit to be extended. It is calculated from a composite of weighted scores obtained from each of the major sections of this report. The assessed factors are as follows:

- Financial condition covering various ratios
- Company background and operations size
- Promoters / Management background
- Payment record
- Litigation against the subject
- Industry scenario / competitor analysis
- Supplier / Customer / Banker review (wherever available)

DISCLAIMER : This Report is **PRIVATE & CONFIDENTIAL** and it is prepared at the request of and for its use by the Subscriber only. The Subscriber shall use the contents of the Report merely as an aid to its business. Mira Inform Private Limited ("MIPL") has collated information/data in the Report, which have not been verified unless otherwise specifically mentioned in the Report. The Subscriber shall independently verify the accuracy and correctness of the information/data before in any way acting upon the same. MIPL shall not be liable for any harm, injury, loss or damage caused to the Subscriber due to default by the Subscriber's debtors/beneficiaries in fulfilling their obligations of any nature whatsoever. This Report or any of its portion shall not be used as a documentary evidence or otherwise before any investigative agencies or forum of law. This Report is confidential and proprietary to MIPL. The Subscriber and/or any other person(s) may not reproduce, publish or disclose any of the contents of the Report to others without the express authorization of MIPL. This Report is prepared and issued to the Subscriber without any risk, responsibility or liability on the part of MIPL or its officials.