

MIRA INFORM REPORT

| | |
|---------------|------------|
| Report No. : | 503811 |
| Report Date : | 24.04.2018 |

IDENTIFICATION DETAILS

| | |
|--|---|
| Name : | JAAZ CORPORATION PRIVATE LIMITED (w.e.f. 08.01.2013) |
| Formerly Known As : | PARSHVA VISA PRIVATE LIMITED |
| Registered Office : | 406, Onyx, Near Akshar Cross Road, Old Padra Road, Vadodara – 390020, Gujarat |
| Tel. No.: | 91-265-2325430 |
| Country : | India |
| Financials (as on) : | 31.03.2017 |
| Date of Incorporation : | 03.10.2007 |
| CIN No.: [Company Identification No.] | U26990GJ2007PTC051879 |
| Capital Investment / Paid-up Capital : | INR 0.100 Million |
| IEC No.: [Import-Export Code No.] | 3408005168 |
| PAN No.: [Permanent Account No.] | AAECP3972F |
| GSTN : [Goods & Service Tax Registration No.] | 24AAECP3972F1ZG |
| Legal Form : | Private Limited Liability Company |
| Line of Business : | Manufacturer, trader, dealer and exporter of all types of shower panels, rain shower, enclosure hardware, shower set, shower enclosures, bath ware, sanitary ware items, bathroom fittings and accessories, tubes, pipes, plumbing fixtures, hoses and bath room products. [Registered activity and also confirmed by management] |

DISCLAIMER : This Report is **PRIVATE & CONFIDENTIAL** and it is prepared at the request of and for its use by the Subscriber only. The Subscriber shall use the contents of the Report merely as an aid to its business. Mira Inform Private Limited ("MIPL") has collated information/data in the Report, which have not been verified unless otherwise specifically mentioned in the Report. The Subscriber shall independently verify the accuracy and correctness of the information/data before in any way acting upon the same. MIPL shall not be liable for any harm, injury, loss or damage caused to the Subscriber due to default by the Subscriber's debtors/beneficiaries in fulfilling their obligations of any nature whatsoever. This Report or any of its portion shall not be used as a documentary evidence or otherwise before any investigative agencies or forum of law. This Report is confidential and proprietary to MIPL. The Subscriber and/or any other person(s) may not reproduce, publish or disclose any of the contents of the Report to others without the express authorization of MIPL. This Report is prepared and issued to the Subscriber without any risk, responsibility or liability on the part of MIPL or its officials.

| | |
|---------------------------|--------------------|
| No. of Employees : | 22 (Approximately) |
|---------------------------|--------------------|

RATING & COMMENTS
(Mira Inform has adopted New Rating mechanism w.e.f. 23rd January 2017)

| | |
|------------------------|---|
| MIRA's Rating : | B |
|------------------------|---|

| Credit Rating | Explanation | Rating Comments |
|----------------------|--------------------|---|
| B | Medium Risk | Business dealings permissible on a regular monitoring basis |

| | |
|-------------------------------|---|
| Maximum Credit Limit : | USD 1200 |
| Status : | Moderate |
| Payment Behaviour : | Slow but correct |
| Litigation : | Clear |
| Comments : | <p>Subject was incorporated in the year 2007 and it is a manufacturer, exporter and trader of shower panels, rain shower, enclosure hardware, shower set, shower enclosures etc.</p> <p>As per financials of March 2017, the company has registered decline in its revenue as compared to its previous year's revenue and has reported minimal profit.</p> <p>Rating takes into consideration the company's moderate financial risk profile along with high debt balance sheet and unfavourable gap between its trade payables to its trade receivables.</p> <p>Payment seems to be slow but correct.</p> <p>In view of aforesaid, the company can be considered for business dealings with some caution.</p> |

NOTES:

Any query related to this report can be made on e-mail: infodept@mirainform.com while quoting report number, name and date.

ECGC Country Risk Classification List

| Country Name | Previous Rating (31.12.2017) | Current Rating (01.04.2018) |
|---------------------|---|--|
| India | A1 | A1 |

| Risk Category | ECGC Classification |
|----------------------|----------------------------|
| Insignificant | A1 |

DISCLAIMER : This Report is **PRIVATE & CONFIDENTIAL** and it is prepared at the request of and for its use by the Subscriber only. The Subscriber shall use the contents of the Report merely as an aid to its business. Mira Inform Private Limited ("MIPL") has collated information/data in the Report, which have not been verified unless otherwise specifically mentioned in the Report. The Subscriber shall independently verify the accuracy and correctness of the information/data before in any way acting upon the same. MIPL shall not be liable for any harm, injury, loss or damage caused to the Subscriber due to default by the Subscriber's debtors/beneficiaries in fulfilling their obligations of any nature whatsoever. This Report or any of its portion shall not be used as a documentary evidence or otherwise before any investigative agencies or forum of law. This Report is confidential and proprietary to MIPL. The Subscriber and/or any other person(s) may not reproduce, publish or disclose any of the contents of the Report to others without the express authorization of MIPL. This Report is prepared and issued to the Subscriber without any risk, responsibility or liability on the part of MIPL or its officials.

| | |
|----------------------|----|
| Low Risk | A2 |
| Moderately Low Risk | B1 |
| Moderate Risk | B2 |
| Moderately High Risk | C1 |
| High Risk | C2 |
| Very High Risk | D |

EXTERNAL AGENCY RATING

NOT AVAILABLE

RBI DEFAULTERS' LIST STATUS

Subject's name is not enlisted as a defaulter in the publicly available RBI Defaulters' list.

EPF (Employee Provident Fund) DEFAULTERS' LIST STATUS

Subject's name is not enlisted as a defaulter in the publicly available EPF (Employee Provident Fund) Defaulters' list as of 31-03-2018.

BIFR (Board for Industrial & Financial Reconstruction) LISTING STATUS

Subject's name is not listed as a Sick Unit in the publicly available BIFR (Board for Industrial & Financial Reconstruction) list as of 24.04.2018

IBBI (Insolvency and Bankruptcy Board of India) LISTING STATUS

Subject's name is not listed in the publicly available IBBI (Insolvency and Bankruptcy Board of India) list as of report date.

INFORMATION PARTED BY

| | |
|----------------------|-------------------|
| Name : | Mrs. Manisha Shah |
| Designation : | Director |
| Contact No.: | 91-9408630765 |
| Date : | 23.04.2018 |

LOCATIONS

| | |
|--|--|
| Registered Office / Factory 1 : | 406, Onyx, Near Akshar Cross Road, Old Padra Road, Vadodara – 390020, Gujarat, India |
| Tel. No.: | 91-265-2325430 |

DISCLAIMER : This Report is **PRIVATE & CONFIDENTIAL** and it is prepared at the request of and for its use by the Subscriber only. The Subscriber shall use the contents of the Report merely as an aid to its business. Mira Inform Private Limited ("MIPL") has collated information/data in the Report, which have not been verified unless otherwise specifically mentioned in the Report. The Subscriber shall independently verify the accuracy and correctness of the information/data before in any way acting upon the same. MIPL shall not be liable for any harm, injury, loss or damage caused to the Subscriber due to default by the Subscriber's debtors/beneficiaries in fulfilling their obligations of any nature whatsoever. This Report or any of its portion shall not be used as a documentary evidence or otherwise before any investigative agencies or forum of law. This Report is confidential and proprietary to MIPL. The Subscriber and/or any other person(s) may not reproduce, publish or disclose any of the contents of the Report to others without the express authorization of MIPL. This Report is prepared and issued to the Subscriber without any risk, responsibility or liability on the part of MIPL or its officials.

| | |
|--------------------|---|
| Mobile No.: | 91-9408630765 (Mrs. Manisha Shah) |
| Fax No.: | Not Available |
| E-Mail : | mittalcshah@gmail.com |
| Website : | http://www.jaazcorp.com |
| Area : | 1700 sq. ft. |
| Location : | Owned |
| Locality : | Commercial |
| Factory 2 : | 194, Dev Industrial Estate, Near Gorwa Tank, Gorwa, Vadodara – 390002, Gujarat, India |

DIRECTORS

AS ON 31.03.2018

| | |
|------------------------------|--|
| Name : | Mr. Mittal Shah |
| Designation : | Director |
| Address : | 11A, Shrenik Park Society, Opposite Jain Mandir, Akota Road, Vadodara – 390020, Gujarat, India |
| Date of Birth/Age : | 15.03.1976 |
| Date of Appointment : | 03.10.2007 |
| DIN No.: | 01779577 |
| Name : | Mrs. Manisha Mittal Shah |
| Designation : | Director |
| Address : | 11A, Shrenik Park Society, Opposite Jain Mandir, Akota Road, Vadodara – 390020, Gujarat, India |
| Date of Birth/Age : | 24.09.1973 |
| Date of Appointment : | 21.01.2015 |
| DIN No.: | 01779648 |

MAJOR SHAREHOLDERS

AS ON 31.03.2016

| Names of Shareholders | No. of Shares |
|------------------------------|----------------------|
| Mittal Chunilal Shah | 7000 |
| Manisha Mittal Shah | 3000 |
| Total | 10000 |

Equity Share Break up (Percentage of Total Equity)

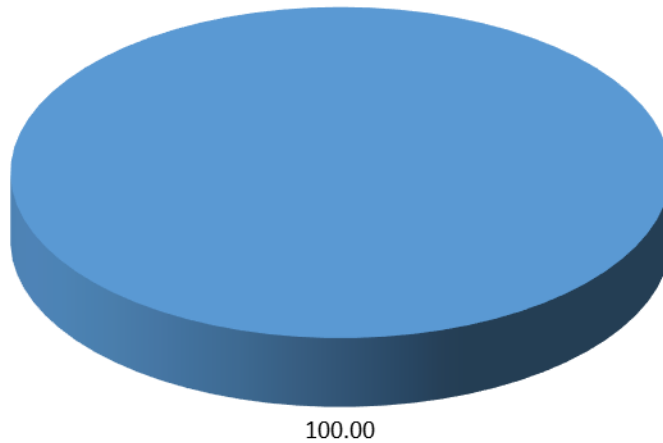
AS ON 29.09.2017

DISCLAIMER : This Report is **PRIVATE & CONFIDENTIAL** and it is prepared at the request of and for its use by the Subscriber only. The Subscriber shall use the contents of the Report merely as an aid to its business. Mira Inform Private Limited ("MIPL") has collated information/data in the Report, which have not been verified unless otherwise specifically mentioned in the Report. The Subscriber shall independently verify the accuracy and correctness of the information/data before in any way acting upon the same. MIPL shall not be liable for any harm, injury, loss or damage caused to the Subscriber due to default by the Subscriber's debtors/beneficiaries in fulfilling their obligations of any nature whatsoever. This Report or any of its portion shall not be used as a documentary evidence or otherwise before any investigative agencies or forum of law. This Report is confidential and proprietary to MIPL. The Subscriber and/or any other person(s) may not reproduce, publish or disclose any of the contents of the Report to others without the express authorization of MIPL. This Report is prepared and issued to the Subscriber without any risk, responsibility or liability on the part of MIPL or its officials.

| Category | Percentage |
|--|---------------|
| Promoters [Individual/Hindu Undivided Family (Indian)] | 100.00 |
| Total | 100.00 |

Share holding pattern

■ Promoters [Individual/Hindu Undivided Family (Indian)]



BUSINESS DETAILS

| | | |
|-----------------------------|---|--|
| Line of Business : | Manufacturer, trader, dealer and exporter of all types of shower panels, rain shower, enclosure hardware, shower set, shower enclosures, bath ware, sanitary ware items, bathroom fittings and accessories, tubes, pipes, plumbing fixtures, hoses and bath room products. [Registered activity and also confirmed by management] | |
| Products/ Services : | Item Code No. | Product/ Services Description |
| | 39173290 | Trading and Dealing in all types of Tubes, Pipes, Hoses and bath room products |

DISCLAIMER : This Report is **PRIVATE & CONFIDENTIAL** and it is prepared at the request of and for its use by the Subscriber only. The Subscriber shall use the contents of the Report merely as an aid to its business. Mira Inform Private Limited ("MIPL") has collated information/data in the Report, which have not been verified unless otherwise specifically mentioned in the Report. The Subscriber shall independently verify the accuracy and correctness of the information/data before in any way acting upon the same. MIPL shall not be liable for any harm, injury, loss or damage caused to the Subscriber due to default by the Subscriber's debtors/beneficiaries in fulfilling their obligations of any nature whatsoever. This Report or any of its portion shall not be used as a documentary evidence or otherwise before any investigative agencies or forum of law. This Report is confidential and proprietary to MIPL. The Subscriber and/or any other person(s) may not reproduce, publish or disclose any of the contents of the Report to others without the express authorization of MIPL. This Report is prepared and issued to the Subscriber without any risk, responsibility or liability on the part of MIPL or its officials.

| | | |
|------------------------|---|--|
| | NIC Code No. | Product/ Services Description |
| | 46633 | Manufacturing in all types of bath ware, sanitary ware items, bathroom fitting and accessories, pipes, plumbing fixtures, etc. |
| Brand Names : | Not Available | |
| Agencies Held : | Not Available | |
| Exports : | | |
| Products : | <ul style="list-style-type: none"> Finished Goods | |
| Countries : | <ul style="list-style-type: none"> European Countries China | |
| Imports : | | |
| Products : | <ul style="list-style-type: none"> Raw Material | |
| Countries : | <ul style="list-style-type: none"> China Belgium | |
| Terms : | | |
| Selling : | Cheque, Credit (30 / 60 Days) and Others (RTGS) | |
| Purchasing : | Cheque, Credit (30 / 60 Days) and Others (RTGS) | |

PRODUCTION STATUS – (NOT AVAILABLE)

GENERAL INFORMATION

| | | |
|--------------------|-------------------------------|--------------|
| Suppliers : | Reference : | Not Divulged |
| | Name of the Person : | -- |
| | Contact No.: | -- |
| | Since How Long Known : | -- |
| | Maximum Limit Dealt : | -- |
| | Experience : | -- |
| | Remark : | -- |
| Customers : | Wholesalers, Retailers | |
| | Reference : | Not Divulged |
| | Name of the Person : | -- |
| | Contact No.: | -- |
| | Since How Long Known : | -- |
| | Maximum Limit Dealt : | -- |

DISCLAIMER : This Report is **PRIVATE & CONFIDENTIAL** and it is prepared at the request of and for its use by the Subscriber only. The Subscriber shall use the contents of the Report merely as an aid to its business. Mira Inform Private Limited ("MIPL") has collated information/data in the Report, which have not been verified unless otherwise specifically mentioned in the Report. The Subscriber shall independently verify the accuracy and correctness of the information/data before in any way acting upon the same. MIPL shall not be liable for any harm, injury, loss or damage caused to the Subscriber due to default by the Subscriber's debtors/beneficiaries in fulfilling their obligations of any nature whatsoever. This Report or any of its portion shall not be used as a documentary evidence or otherwise before any investigative agencies or forum of law. This Report is confidential and proprietary to MIPL. The Subscriber and/or any other person(s) may not reproduce, publish or disclose any of the contents of the Report to others without the express authorization of MIPL. This Report is prepared and issued to the Subscriber without any risk, responsibility or liability on the part of MIPL or its officials.

| | | |
|---------------------------|--|--------------------------------------|
| | Experience : | -- |
| | Remark : | -- |
| No. of Employees : | 22 (Approximately) | |
| Bankers : | Banker Name : | ICICI Bank Limited |
| | Branch : | Vadodara, Gujarat, India |
| | Person Name (With Designation) : | Name Not Divulged (Manager) |
| | Contact Number : | -- |
| | Name of Account Holder : | 91-9925038809 |
| | Account Number : | -- |
| | Account Since (Date/Year of Account Opening) : | -- |
| | Average Balance Maintained : | -- |
| | Credit Facilities Enjoyed (CC/OD/Term Loan) : | -- |
| | Account Operation : | -- |
| | Remark : | Denied to provide any feedback. |
| Facilities : | SECURED LOANS | 31.03.2017 INR In Million |
| | | 31.03.2016 INR In Million |
| | LONG TERM BORROWINGS | |
| | ICICI Bank Car Loan (Repayable within 36 Installment of INR 0.011 million) | 0.010 |
| | | 0.127 |
| | SHORT TERM BORROWINGS | |
| | SBI FD OD (34954336115) Against lien on Bank TDRs | 0.000 |
| | | 0.881 |
| | SBI FD OD (35663022942) Against lien on Bank TDRs | 0.000 |
| | | 0.400 |
| | SBI FD OD (36026247546) Against lien on Bank TDRs | 1.404 |
| | | 0.000 |
| | ICICI Bank Car Loan (Repayable within 36 Installment of INR 0.011 million) | 0.116 |
| | | 0.106 |
| | Zen Lefin Private Limited (Repayable within 12 Installment of INR 0.061 million) | 0.415 |
| | | 0.087 |
| | Total | 1.945 |
| | | 1.601 |

| | |
|-------------------|---|
| Auditors : | |
| Name : | Shah and Kadam Chartered Accountants |
| Address : | 2nd Floor, Samir Building-2, Chikuwadi Corner, Jetalpur Road, Vadodara – 390007, Gujarat, India |
| Telefax: | 91-26-52314415/6535757 |

DISCLAIMER : This Report is **PRIVATE & CONFIDENTIAL** and it is prepared at the request of and for its use by the Subscriber only. The Subscriber shall use the contents of the Report merely as an aid to its business. Mira Inform Private Limited ("MIPL") has collated information/data in the Report, which have not been verified unless otherwise specifically mentioned in the Report. The Subscriber shall independently verify the accuracy and correctness of the information/data before in any way acting upon the same. MIPL shall not be liable for any harm, injury, loss or damage caused to the Subscriber due to default by the Subscriber's debtors/beneficiaries in fulfilling their obligations of any nature whatsoever. This Report or any of its portion shall not be used as a documentary evidence or otherwise before any investigative agencies or forum of law. This Report is confidential and proprietary to MIPL. The Subscriber and/or any other person(s) may not reproduce, publish or disclose any of the contents of the Report to others without the express authorization of MIPL. This Report is prepared and issued to the Subscriber without any risk, responsibility or liability on the part of MIPL or its officials.

| | |
|----------------------------------|--|
| E-mail: | shahandkadam@gmail.com |
| Website: | www.shahandkadam.com |
| PAN No.: | AAYFS5501J |
| Memberships : | Not Available |
| Collaborators : | Not Available |
| Associates/Subsidiaries : | -- |

CAPITAL STRUCTURE

AS ON 29.09.2017

Authorised Capital :

| No. of Shares | Type | Value | Amount |
|---------------|---------------|---------------|-------------------|
| 10000 | Equity Shares | INR 10/- each | INR 0.100 Million |

Issued, Subscribed & Paid-up Capital :

| No. of Shares | Type | Value | Amount |
|---------------|---------------|---------------|-------------------|
| 10000 | Equity Shares | INR 10/- each | INR 0.100 Million |

FINANCIAL DATA
[all figures are in INR Million]

ABRIDGED BALANCE SHEET

| SOURCES OF FUNDS | 31.03.2017 | 31.03.2016 | 31.03.2015 |
|---|---------------|---------------|--------------|
| I. EQUITY AND LIABILITIES | | | |
| (1) Shareholders' Funds | | | |
| (a) Share Capital | 0.100 | 0.100 | 0.100 |
| (b) Reserves & Surplus | 0.320 | 0.246 | 0.203 |
| (c) Money received against share warrants | 0.000 | 0.000 | 0.000 |
| (2) Share Application money pending allotment | 0.000 | 0.000 | 0.000 |
| Total Shareholders' Funds (1) + (2) | 0.420 | 0.346 | 0.303 |
| (3) Non-Current Liabilities | | | |
| (a) Long-term borrowings | 8.333 | 9.139 | 8.133 |
| (b) Deferred tax liabilities (Net) | 0.000 | 0.000 | 0.000 |
| (c) Other long term liabilities | 0.000 | 0.000 | 0.000 |
| (d) Long-term provisions | 0.000 | 0.000 | 0.000 |
| Total Non-current Liabilities (3) | 8.333 | 9.139 | 8.133 |
| (4) Current Liabilities | | | |
| (a) Short term borrowings | 1.935 | 1.474 | 0.000 |
| (b) Trade payables | 0.922 | 0.805 | 0.285 |
| (c) Other current liabilities | 0.000 | 0.000 | 0.000 |
| (d) Short-term provisions | 0.762 | 0.991 | 0.818 |
| Total Current Liabilities (4) | 3.619 | 3.270 | 1.103 |
| TOTAL | 12.372 | 12.755 | 9.539 |
| II. ASSETS | | | |
| (1) Non-current assets | | | |
| (a) Fixed Assets | | | |
| (i) Tangible assets | 0.416 | 0.604 | 0.421 |
| (ii) Intangible Assets | 0.000 | 0.000 | 0.000 |
| (iii) Capital work-in-progress | 0.000 | 0.000 | 0.000 |
| (iv) Intangible assets under development | 0.000 | 0.000 | 0.000 |
| (b) Non-current Investments | 0.240 | 0.000 | 0.000 |
| (c) Deferred tax assets (net) | 0.094 | 0.074 | 0.032 |
| (d) Long-term Loan and Advances | 0.098 | 0.100 | 0.199 |
| (e) Other Non-current assets | 0.000 | 0.000 | 0.000 |
| Total Non-Current Assets | 0.848 | 0.778 | 0.652 |

DISCLAIMER : This Report is **PRIVATE & CONFIDENTIAL** and it is prepared at the request of and for its use by the Subscriber only. The Subscriber shall use the contents of the Report merely as an aid to its business. Mira Inform Private Limited ("MIPL") has collated information/data in the Report, which have not been verified unless otherwise specifically mentioned in the Report. The Subscriber shall independently verify the accuracy and correctness of the information/data before in any way acting upon the same. MIPL shall not be liable for any harm, injury, loss or damage caused to the Subscriber due to default by the Subscriber's debtors/beneficiaries in fulfilling their obligations of any nature whatsoever. This Report or any of its portion shall not be used as a documentary evidence or otherwise before any investigative agencies or forum of law. This Report is confidential and proprietary to MIPL. The Subscriber and/or any other person(s) may not reproduce, publish or disclose any of the contents of the Report to others without the express authorization of MIPL. This Report is prepared and issued to the Subscriber without any risk, responsibility or liability on the part of MIPL or its officials.

| | | | |
|-----------------------------------|---------------|---------------|--------------|
| (2) Current assets | | | |
| (a) Current investments | 0.000 | 0.000 | 0.000 |
| (b) Inventories | 6.668 | 7.305 | 5.852 |
| (c) Trade receivables | 1.400 | 1.138 | 0.583 |
| (d) Cash and cash equivalents | 3.180 | 2.394 | 1.622 |
| (e) Short-term loans and advances | 0.276 | 1.140 | 0.830 |
| (f) Other current assets | 0.000 | 0.000 | 0.000 |
| Total Current Assets | 11.524 | 11.977 | 8.887 |
| | | | |
| TOTAL | 12.372 | 12.755 | 9.539 |

PROFIT & LOSS ACCOUNT

| | PARTICULARS | 31.03.2017 | 31.03.2016 | 31.03.2015 |
|-------------|--|---------------|---------------|---------------|
| | SALES | | | |
| | Income | 13.988 | 15.118 | 13.544 |
| | Other Income | 0.619 | 0.195 | 0.248 |
| | TOTAL | 14.607 | 15.313 | 13.792 |
| | | | | |
| Less | EXPENSES | | | |
| | Cost of Materials Consumed | 6.452 | 8.265 | 7.139 |
| | Changes in Inventories of finished goods, work-in-progress and stock-in-trade | (0.459) | (0.923) | 0.209 |
| | Employee Benefits Expenses | 2.193 | 2.093 | 2.713 |
| | Other Expenses | 5.886 | 5.387 | 3.374 |
| | TOTAL | 14.072 | 14.822 | 13.435 |
| | | | | |
| | PROFIT/(LOSS) BEFORE INTEREST, TAX, DEPRECIATION AND AMORTISATION | 0.535 | 0.491 | 0.357 |
| | | | | |
| Less | FINANCIAL EXPENSES | 0.227 | 0.153 | 0.036 |
| | | | | |
| | PROFIT/(LOSS) BEFORE TAX, DEPRECIATION AND AMORTISATION | 0.308 | 0.338 | 0.321 |
| | | | | |
| Less | DEPRECIATION/ AMORTISATION | 0.189 | 0.275 | 0.261 |
| | | | | |
| | PROFIT/(LOSS) BEFORE TAX | 0.119 | 0.063 | 0.060 |
| | | | | |
| Less | TAX | 0.045 | 0.020 | 0.031 |
| | | | | |
| | PROFIT/(LOSS) AFTER TAX | 0.074 | 0.043 | 0.029 |
| | | | | |
| | IMPORTS | | | |
| | Raw Materials | 3.076 | 6.407 | 2.625 |

DISCLAIMER : This Report is **PRIVATE & CONFIDENTIAL** and it is prepared at the request of and for its use by the Subscriber only. The Subscriber shall use the contents of the Report merely as an aid to its business. Mira Inform Private Limited ("MIPL") has collated information/data in the Report, which have not been verified unless otherwise specifically mentioned in the Report. The Subscriber shall independently verify the accuracy and correctness of the information/data before in any way acting upon the same. MIPL shall not be liable for any harm, injury, loss or damage caused to the Subscriber due to default by the Subscriber's debtors/beneficiaries in fulfilling their obligations of any nature whatsoever. This Report or any of its portion shall not be used as a documentary evidence or otherwise before any investigative agencies or forum of law. This Report is confidential and proprietary to MIPL. The Subscriber and/or any other person(s) may not reproduce, publish or disclose any of the contents of the Report to others without the express authorization of MIPL. This Report is prepared and issued to the Subscriber without any risk, responsibility or liability on the part of MIPL or its officials.

| | | | | |
|--|--|--------------|--------------|--------------|
| | TOTAL IMPORTS | 3.076 | 6.407 | 2.625 |
| | Earnings / (Loss) Per Share (INR) | 7.39 | 4.31 | 2.92 |

| | | | |
|--------------------------------|--|--|-------------------|
| Particulars | | | 31.03.2018 |
| Sales Turnover (Approximately) | | | 17.000 |

Expected Sales (2018-2019): INR 20.000 Million (Due to business growth)

The above information has been parted by Mrs. Manisha Shah (Director)

CURRENT MATURITIES OF LONG TERM DEBT DETAILS

| | | | |
|---|-------------------|-------------------|-------------------|
| Particulars | 31.03.2017 | 31.03.2016 | 31.03.2015 |
| Current Maturities of Long term debt | NA | NA | NA |
| Cash generated from operations | NA | NA | NA |
| Net cash flow from (used in) operations | NA | NA | NA |

KEY RATIOS

EFFICIENCY RATIOS

| | | | |
|---|-------------------|-------------------|-------------------|
| PARTICULARS | 31.03.2017 | 31.03.2016 | 31.03.2015 |
| Average Collection Days (Sundry Debtors / Income * 365 Days) | 36.53 | 27.48 | 15.71 |
| Account Receivables Turnover (Income / Sundry Debtors) | 9.99 | 13.28 | 23.23 |
| Average Payment Days (Sundry Creditors / Purchases * 365 Days) | 52.16 | 35.55 | 14.57 |
| Inventory Turnover (Operating Income / Inventories) | 0.08 | 0.07 | 0.06 |
| Asset Turnover (Operating Income / Net Fixed Assets) | 1.29 | 0.81 | 0.85 |

LEVERAGE RATIOS

| | | | |
|--------------------|-------------------|-------------------|-------------------|
| PARTICULARS | 31.03.2017 | 31.03.2016 | 31.03.2015 |
|--------------------|-------------------|-------------------|-------------------|

DISCLAIMER : This Report is **PRIVATE & CONFIDENTIAL** and it is prepared at the request of and for its use by the Subscriber only. The Subscriber shall use the contents of the Report merely as an aid to its business. Mira Inform Private Limited ("MIPL") has collated information/data in the Report, which have not been verified unless otherwise specifically mentioned in the Report. The Subscriber shall independently verify the accuracy and correctness of the information/data before in any way acting upon the same. MIPL shall not be liable for any harm, injury, loss or damage caused to the Subscriber due to default by the Subscriber's debtors/beneficiaries in fulfilling their obligations of any nature whatsoever. This Report or any of its portion shall not be used as a documentary evidence or otherwise before any investigative agencies or forum of law. This Report is confidential and proprietary to MIPL. The Subscriber and/or any other person(s) may not reproduce, publish or disclose any of the contents of the Report to others without the express authorization of MIPL. This Report is prepared and issued to the Subscriber without any risk, responsibility or liability on the part of MIPL or its officials.

| | | | |
|---|-------|-------|-------|
| Debt Ratio <i>((Borrowing + Current Liabilities) / Total Assets)</i> | 0.97 | 0.97 | 0.97 |
| Debt Equity Ratio <i>(Total Liability / Networth)</i> | 24.45 | 30.67 | 26.84 |
| Current Liabilities to Networth <i>(Current Liabilities / Net Worth)</i> | 8.62 | 9.45 | 3.64 |
| Fixed Assets to Networth <i>(Net Fixed Assets / Networth)</i> | 0.99 | 1.75 | 1.39 |
| Interest Coverage Ratio <i>(PBIT / Financial Charges)</i> | 2.36 | 3.21 | 9.92 |

PROFITABILITY RATIOS

| PARTICULARS | | 31.03.2017 | 31.03.2016 | 31.03.2015 |
|---|---|------------|------------|------------|
| PAT to Sales <i>((PAT / Sales) * 100)</i> | % | 0.53 | 0.28 | 0.21 |
| Return on Total Assets <i>((PAT / Total Assets) * 100)</i> | % | 0.60 | 0.34 | 0.30 |
| Return on Investment (ROI) <i>((PAT / Networth) * 100)</i> | % | 17.62 | 12.43 | 9.57 |

SOLVENCY RATIOS

| PARTICULARS | | 31.03.2017 | 31.03.2016 | 31.03.2015 |
|--|--|------------|------------|------------|
| Current Ratio <i>(Current Assets / Current Liabilities)</i> | | 3.18 | 3.66 | 8.06 |
| Quick Ratio <i>((Current Assets – Inventories) / Current Liabilities)</i> | | 1.34 | 1.43 | 2.75 |
| G-Score Ratio Financial <i>(Networth / Total Assets)</i> | | 0.03 | 0.03 | 0.03 |
| G-Score Ratio Debt <i>(Debts / Equity Capital)</i> | | 102.68 | 106.13 | 81.33 |
| G-Score Ratio Liquidity <i>(Total Current Assets / Total Current Liabilities)</i> | | 3.18 | 3.66 | 8.06 |

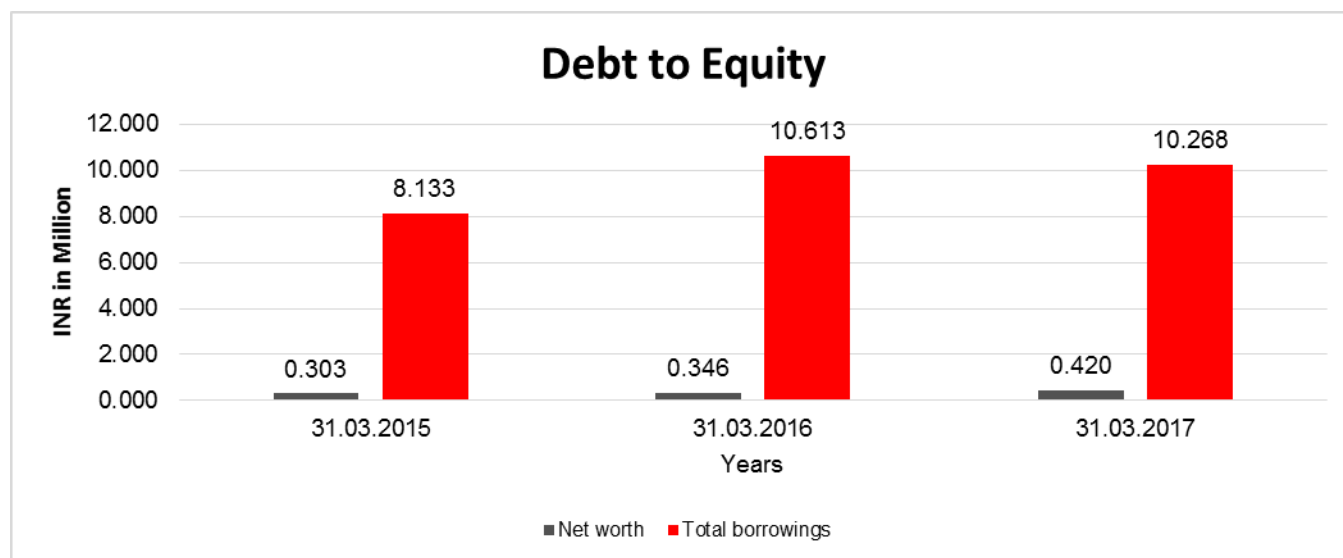
Total Liability = Short-term Debt + Long-term Debt + Current Maturities of Long-term debts

DISCLAIMER : This Report is **PRIVATE & CONFIDENTIAL** and it is prepared at the request of and for its use by the Subscriber only. The Subscriber shall use the contents of the Report merely as an aid to its business. Mira Inform Private Limited ("MIPL") has collated information/data in the Report, which have not been verified unless otherwise specifically mentioned in the Report. The Subscriber shall independently verify the accuracy and correctness of the information/data before in any way acting upon the same. MIPL shall not be liable for any harm, injury, loss or damage caused to the Subscriber due to default by the Subscriber's debtors/beneficiaries in fulfilling their obligations of any nature whatsoever. This Report or any of its portion shall not be used as a documentary evidence or otherwise before any investigative agencies or forum of law. This Report is confidential and proprietary to MIPL. The Subscriber and/or any other person(s) may not reproduce, publish or disclose any of the contents of the Report to others without the express authorization of MIPL. This Report is prepared and issued to the Subscriber without any risk, responsibility or liability on the part of MIPL or its officials.

FINANCIAL ANALYSIS
[all figures are in INR Million]

DEBT EQUITY RATIO

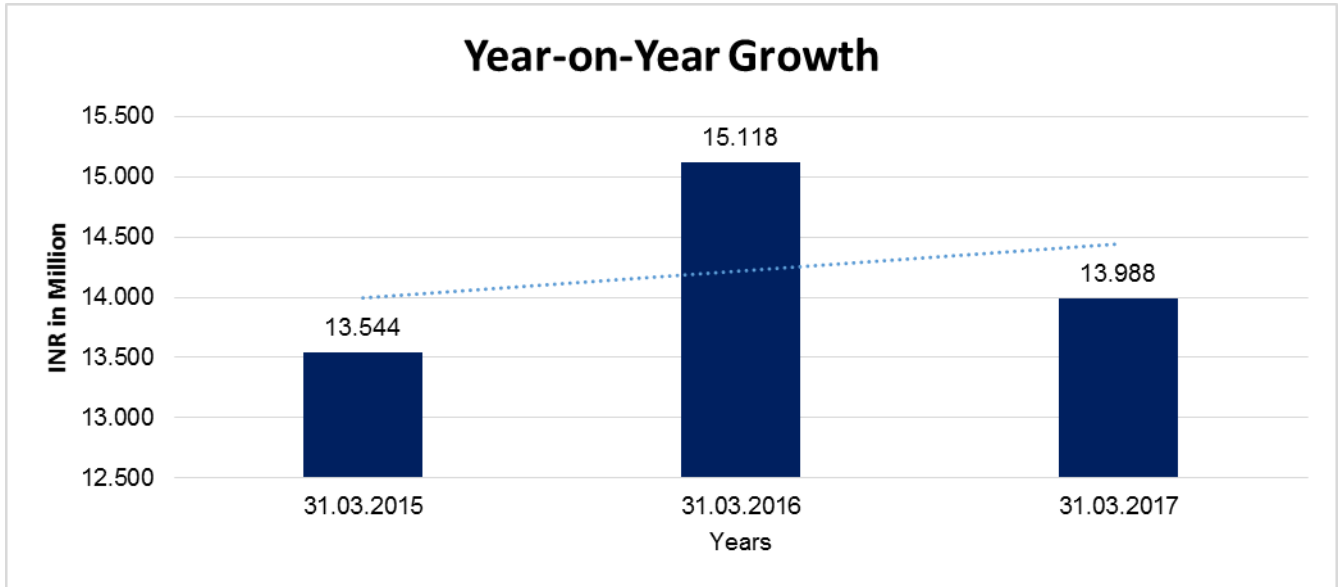
| Particular | 31.03.2015 | 31.03.2016 | 31.03.2017 |
|--------------------------|----------------|----------------|----------------|
| | INR In Million | INR In Million | INR In Million |
| Share Capital | 0.100 | 0.100 | 0.100 |
| Reserves & Surplus | 0.203 | 0.246 | 0.320 |
| Net worth | 0.303 | 0.346 | 0.420 |
| Long Term borrowings | 8.133 | 9.139 | 8.333 |
| Short Term borrowings | 0.000 | 1.474 | 1.935 |
| Total borrowings | 8.133 | 10.613 | 10.268 |
| Debt/Equity ratio | 26.842 | 30.673 | 24.448 |



YEAR-ON-YEAR GROWTH

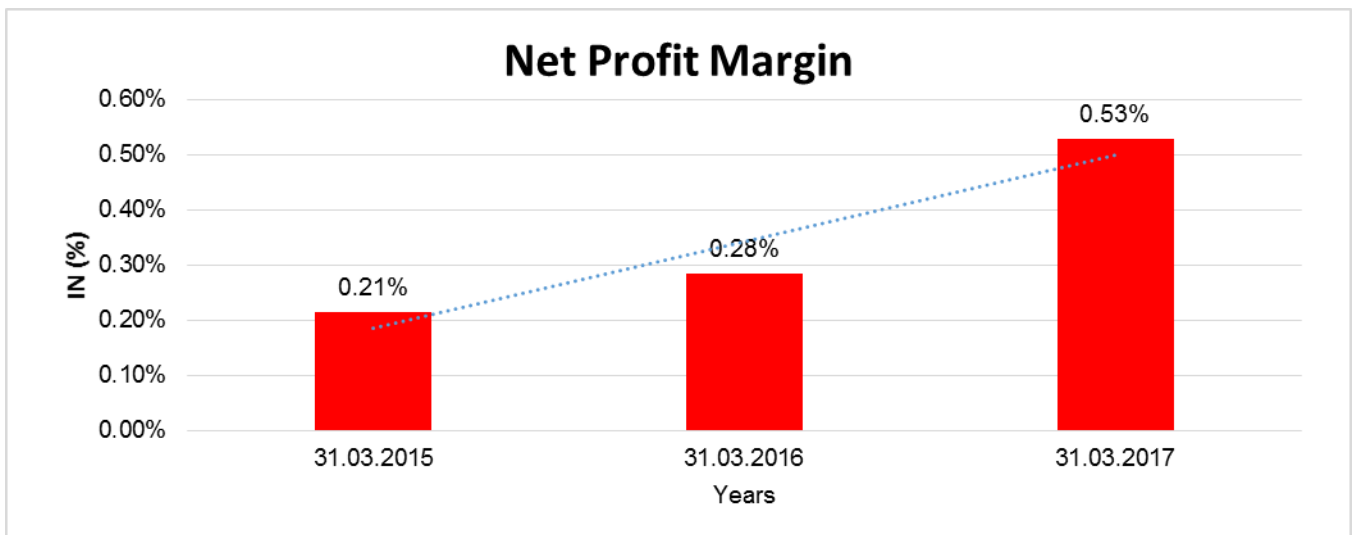
| Year on Year Growth | 31.03.2015 | 31.03.2016 | 31.03.2017 |
|---------------------|----------------|----------------|----------------|
| | INR In Million | INR In Million | INR In Million |
| Sales | 13.544 | 15.118 | 13.988 |
| | | 11.621 | (7.475) |

DISCLAIMER : This Report is **PRIVATE & CONFIDENTIAL** and it is prepared at the request of and for its use by the Subscriber only. The Subscriber shall use the contents of the Report merely as an aid to its business. Mira Inform Private Limited ("MIPL") has collated information/data in the Report, which have not been verified unless otherwise specifically mentioned in the Report. The Subscriber shall independently verify the accuracy and correctness of the information/data before in any way acting upon the same. MIPL shall not be liable for any harm, injury, loss or damage caused to the Subscriber due to default by the Subscriber's debtors/beneficiaries in fulfilling their obligations of any nature whatsoever. This Report or any of its portion shall not be used as a documentary evidence or otherwise before any investigative agencies or forum of law. This Report is confidential and proprietary to MIPL. The Subscriber and/or any other person(s) may not reproduce, publish or disclose any of the contents of the Report to others without the express authorization of MIPL. This Report is prepared and issued to the Subscriber without any risk, responsibility or liability on the part of MIPL or its officials.



NET PROFIT MARGIN

| Net Profit Margin | 31.03.2015 | 31.03.2016 | 31.03.2017 |
|-------------------|----------------|----------------|----------------|
| | INR In Million | INR In Million | INR In Million |
| Sales | 13.544 | 15.118 | 13.988 |
| Profit/(Loss) | 0.029 | 0.043 | 0.074 |
| | 0.21% | 0.28% | 0.53% |



DISCLAIMER : This Report is **PRIVATE & CONFIDENTIAL** and it is prepared at the request of and for its use by the Subscriber only. The Subscriber shall use the contents of the Report merely as an aid to its business. Mira Inform Private Limited ("MIPL") has collated information/data in the Report, which have not been verified unless otherwise specifically mentioned in the Report. The Subscriber shall independently verify the accuracy and correctness of the information/data before in any way acting upon the same. MIPL shall not be liable for any harm, injury, loss or damage caused to the Subscriber due to default by the Subscriber's debtors/beneficiaries in fulfilling their obligations of any nature whatsoever. This Report or any of its portion shall not be used as a documentary evidence or otherwise before any investigative agencies or forum of law. This Report is confidential and proprietary to MIPL. The Subscriber and/or any other person(s) may not reproduce, publish or disclose any of the contents of the Report to others without the express authorization of MIPL. This Report is prepared and issued to the Subscriber without any risk, responsibility or liability on the part of MIPL or its officials.

LOCAL AGENCY FURTHER INFORMATION

| Sr. No. | Check list by info agents | Available in Report (Yes/No) |
|---------|---|------------------------------|
| 1 | Year of establishment | Yes |
| 2 | Constitution of the entity -Incorporation details | Yes |
| 3 | Locality of the entity | Yes |
| 4 | Premises details | Yes |
| 5 | Buyer visit details | -- |
| 6 | Contact numbers | Yes |
| 7 | Name of the person contacted | Yes |
| 8 | Designation of contact person | Yes |
| 9 | Promoter's background | Yes |
| 10 | Date of Birth of Proprietor / Partners / Directors | Yes |
| 11 | Pan Card No. of Proprietor / Partners | No |
| 12 | Voter Id Card No. of Proprietor / Partners | No |
| 13 | Type of business | Yes |
| 14 | Line of Business | Yes |
| 15 | Export/import details (if applicable) | Yes |
| 16 | No. of employees | Yes |
| 17 | Details of sister concerns | No |
| 18 | Major suppliers | No |
| 19 | Major customers | No |
| 20 | Banking Details | Yes |
| 21 | Banking facility details | Yes |
| 22 | Conduct of the banking account | -- |
| 23 | Financials, if provided | Yes |
| 24 | Capital in the business | Yes |
| 25 | Last accounts filed at ROC, if applicable | Yes |
| 26 | Turnover of firm for last four years | Yes |
| 27 | Reasons for variation <> 20% | Yes |
| 28 | Estimation for coming financial year | Yes |
| 29 | Profitability for last three years | Yes |
| 30 | Major shareholders, if available | Yes |
| 31 | External Agency Rating, if available | No |
| 32 | Litigations that the firm/promoter involved in | -- |
| 33 | Market information | -- |
| 34 | Payments terms | Yes |
| 35 | Negative Reporting by Auditors in the Annual Report | No |

BRIEF DESCRIPTION OF THE COMPANY'S DURING THE YEAR

During the year, the company reported net income from operations of INR 13.988 million which is less than last year's income from operation of INR 15.118 million. The net profit after tax reported for the year is of INR 0.074 million against last year profit of INR 0.043 million.

UNSECURED LOANS:

| PARTICULARS | 31.03.2017 INR In Million | 31.03.2016 INR In Million |
|-------------------------------------|------------------------------|------------------------------|
| LONG TERM BORROWINGS | | |
| From directors and relatives | | |
| Mittal shah | 3.667 | 3.982 |
| Manisha Shah | 4.656 | 5.030 |
| Total | 8.323 | 9.012 |

INDEX OF CHARGES:

| S No | SRN | Charge Id | Charge Holder Name | Date of Creation | Date of Modification | Date of Satisfaction | Amount | Address |
|------|-----------|-----------|---------------------|------------------|----------------------|----------------------|------------|--|
| 1 | G61391603 | 100132941 | STATE BANK OF INDIA | 26/09/2017 | - | - | 10500000.0 | SME BRANCH, MANJALPUR VADODARA GJ390005IN |

FIXED ASSETS:

- Bar Code Machine
- Packing Machine
- Vehicle
- Air Cooler
- Laptop
- Computer
- Furniture
- Mobile
- Office Equipment
- Tablet-PC
- Software
- Hundai EON Car

CMT REPORT (Corruption, Money Laundering & Terrorism]

The Public Notice information has been collected from various sources including but not limited to: **The Courts, India Prisons Service, Interpol, etc.**

1] INFORMATION ON DESIGNATED PARTY

No records exist designating subject or any of its beneficial owners, controlling shareholders or senior officers as terrorist or terrorist organization or whom notice had been received that all financial transactions involving their assets have been blocked or convicted, found guilty or against whom a judgement or order had been entered in a proceedings for violating money-laundering, anti-corruption or bribery or international economic or anti-terrorism sanction laws or whose assets were seized, blocked, frozen or ordered forfeited for violation of money laundering or international anti-terrorism laws.

2] Court Declaration :

No records exist to suggest that subject is or was the subject of any formal or informal allegations, prosecutions or other official proceeding for making any prohibited payments or other improper payments to government officials for engaging in prohibited transactions or with designated parties.

3] Asset Declaration :

No records exist to suggest that the property or assets of the subject are derived from criminal conduct or a prohibited transaction.

4] Record on Financial Crime :

Charges or conviction registered against subject: **None**

5] Records on Violation of Anti-Corruption Laws :

Charges or investigation registered against subject: **None**

6] Records on Int'l Anti-Money Laundering Laws/Standards :

Charges or investigation registered against subject: **None**

7] Criminal Records

No available information exist that suggest that subject or any of its principals have been formally charged or convicted by a competent governmental authority for any financial crime or under any formal investigation by a competent government authority for any violation of anti-corruption laws or international anti-money laundering laws or standard.

8] Affiliation with Government :

No record exists to suggest that any director or indirect owners, controlling shareholders, director, officer or employee of the company is a government official or a family member or close business associate of a Government official.

9] Compensation Package :

Our market survey revealed that the amount of compensation sought by the subject is fair and reasonable and comparable to compensation paid to others for similar services.

10] Press Report :

No press reports / filings exists on the subject.

CORPORATE GOVERNANCE

MIRA INFORM as part of its Due Diligence do provide comments on Corporate Governance to identify management and governance. These factors often have been predictive and in some cases have created vulnerabilities to credit deterioration.

Our Governance Assessment focuses principally on the interactions between a company's management, its Board of Directors, Shareholders and other financial stakeholders.

CONTRAVENTION

Subject is not known to have contravened any existing local laws, regulations or policies that prohibit, restrict or otherwise affect the terms and conditions that could be included in the agreement with the subject.

FOREIGN EXCHANGE RATES

| Currency | Unit | INR |
|-----------|------|-----------|
| US Dollar | 1 | INR 64.57 |
| UK Pound | 1 | INR 82.70 |
| Euro | 1 | INR 69.17 |

INFORMATION DETAILS

| | |
|---------------------------|-----|
| Information Gathered by : | SHK |
| Analysis Done by : | VVK |
| Report Prepared by : | NKT |

SCORE FACTORS

| | | |
|-----------------------------|--------|-----|
| DEMERIT POINTS | | |
| --BANK CHARGES | YES/NO | YES |
| --LITIGATION | YES/NO | NO |
| --OTHER ADVERSE INFORMATION | YES/NO | NO |
| MERIT POINTS | | |
| --SOLE DISTRIBUTORSHIP | YES/NO | NO |
| --EXPORT ACTIVITIES | YES/NO | YES |
| --AFFILIATION | YES/NO | NO |
| --LISTED | YES/NO | NO |
| --OTHER MERIT FACTORS | YES/NO | YES |

RATING EXPLANATIONS

| Credit Rating | Explanation | Rating Comments |
|---------------|------------------|--|
| A++ | Minimum Risk | Business dealings permissible with minimum risk of default |
| A+ | Low Risk | Business dealings permissible with low risk of default |
| A | Acceptable Risk | Business dealings permissible with moderate risk of default |
| B | Medium Risk | Business dealings permissible on a regular monitoring basis |
| C | Medium High Risk | Business dealings permissible preferably on secured basis |
| D | High Risk | Business dealing not recommended or on secured terms only |
| NB | New Business | No recommendation can be done due to business in infancy stage |
| NT | No Trace | No recommendation can be done as the business is not traceable |

NB is stated where there is insufficient information to facilitate rating. However, it is not to be considered as unfavourable.

This score serves as a reference to assess SC's credit risk and to set the amount of credit to be extended. It is calculated from a composite of weighted scores obtained from each of the major sections of this report. The assessed factors are as follows:

- Financial condition covering various ratios
- Company background and operations size
- Promoters / Management background
- Payment record
- Litigation against the subject
- Industry scenario / competitor analysis
- Supplier / Customer / Banker review (wherever available)

DISCLAIMER : This Report is **PRIVATE & CONFIDENTIAL** and it is prepared at the request of and for its use by the Subscriber only. The Subscriber shall use the contents of the Report merely as an aid to its business. Mira Inform Private Limited ("MIPL") has collated information/data in the Report, which have not been verified unless otherwise specifically mentioned in the Report. The Subscriber shall independently verify the accuracy and correctness of the information/data before in any way acting upon the same. MIPL shall not be liable for any harm, injury, loss or damage caused to the Subscriber due to default by the Subscriber's debtors/beneficiaries in fulfilling their obligations of any nature whatsoever. This Report or any of its portion shall not be used as a documentary evidence or otherwise before any investigative agencies or forum of law. This Report is confidential and proprietary to MIPL. The Subscriber and/or any other person(s) may not reproduce, publish or disclose any of the contents of the Report to others without the express authorization of MIPL. This Report is prepared and issued to the Subscriber without any risk, responsibility or liability on the part of MIPL or its officials.