

MIRA INFORM REPORT

| | |
|----------------------|------------|
| Report No. : | 540512 |
| Report Date : | 26.11.2018 |

IDENTIFICATION DETAILS

| | |
|---|--|
| Name : | RITUL JEWELS PRIVATE LIMITED |
| Registered Office : | 801, Sat Guru Dristi, Valji Ladha Road, Mulund (West), Mumbai – 400080, Maharashtra |
| Mobile No.: | 91-9892954097 (Mr. Bhagwatilal Nanalal Jain) |
| Country : | India |
| Financials (as on) : | 31.03.2017 |
| Date of Incorporation : | 10.03.2015 |
| CIN No.: [Company Identification No.] | U36109MH2015PTC262586 |
| Capital Investment / Paid-up Capital : | INR 0.600 Million |
| PAN No.: [Permanent Account No.] | AAHCR2504G |
| GSTN : [Goods & Service Tax Registration No.] | 29AAHCR2504G1ZH (Karnataka) 27AAHCR2504G1ZL (Maharashtra) |
| Legal Form : | Private Limited Liability Company |
| Line of Business : | Trading and Manufacturing of Gold, Silver and Diamond Jewellery. (Registered Activity) |
| No. of Employees : | Information declined by the management |

RATING & COMMENTS

(Mira Inform has adopted New Rating mechanism w.e.f. 23rd January 2017)

MIRA's Rating : A

DISCLAIMER : This Report is **PRIVATE & CONFIDENTIAL** and it is prepared at the request of and for its use by the Subscriber only. The Subscriber shall use the contents of the Report merely as an aid to its business. Mira Inform Private Limited ("MIPL") has collated information/data in the Report, which have not been verified unless otherwise specifically mentioned in the Report. The Subscriber shall independently verify the accuracy and correctness of the information/data before in any way acting upon the same. MIPL shall not be liable for any harm, injury, loss or damage caused to the Subscriber due to default by the Subscriber's debtors/beneficiaries in fulfilling their obligations of any nature whatsoever. This Report or any of its portion shall not be used as a documentary evidence or otherwise before any investigative agencies or forum of law. This Report is confidential and proprietary to MIPL. The Subscriber and/or any other person(s) may not reproduce, publish or disclose any of the contents of the Report to others without the express authorization of MIPL. This Report is prepared and issued to the Subscriber without any risk, responsibility or liability on the part of MIPL or its officials.

RITUL JEWELS PRIVATE LIMITED - 540512

PAGE NO. : 2

| Credit Rating | Explanation | Rating Comments |
|---------------|-----------------|---|
| A | Acceptable Risk | Business dealings permissible with moderate risk of default |

| | |
|----------------------------|--|
| Status : | Satisfactory |
| Payment Behaviour : | Slow but correct |
| Litigation : | Clear |
| Comments : | <p>Subject was incorporated in the year 2015 and it is engaged as a trader of jewelry.</p> <p>For the financial year 2017, the company has increased its revenue as compared to its previous year but it has reported thin profit margin during year.</p> <p>Rating takes into consideration, the satisfactory financial risk profile marked by adequate net worth base and strong debt protection metrics.</p> <p>Payment seems to be slow but correct.</p> <p>In view of aforesaid, the company can be considered for business dealings at usual trade terms and conditions.</p> |

NOTES :

Any query related to this report can be made on e-mail : infodept@mirainform.com while quoting report number, name and date.

ECGC Country Risk Classification List

| Country Name | Previous Rating (30.06.2018) | Current Rating (30.09.2018) |
|--------------|---------------------------------|--------------------------------|
| India | A1 | A1 |

| Risk Category | ECGC Classification |
|----------------------|---------------------|
| Insignificant | A1 |
| Low Risk | A2 |
| Moderately Low Risk | B1 |
| Moderate Risk | B2 |
| Moderately High Risk | C1 |
| High Risk | C2 |
| Very High Risk | D |

EXTERNAL AGENCY RATING

DISCLAIMER : This Report is **PRIVATE & CONFIDENTIAL** and it is prepared at the request of and for its use by the Subscriber only. The Subscriber shall use the contents of the Report merely as an aid to its business. Mira Inform Private Limited ("MIPL") has collated information/data in the Report, which have not been verified unless otherwise specifically mentioned in the Report. The Subscriber shall independently verify the accuracy and correctness of the information/data before in any way acting upon the same. MIPL shall not be liable for any harm, injury, loss or damage caused to the Subscriber due to default by the Subscriber's debtors/beneficiaries in fulfilling their obligations of any nature whatsoever. This Report or any of its portion shall not be used as a documentary evidence or otherwise before any investigative agencies or forum of law. This Report is confidential and proprietary to MIPL. The Subscriber and/or any other person(s) may not reproduce, publish or disclose any of the contents of the Report to others without the express authorization of MIPL. This Report is prepared and issued to the Subscriber without any risk, responsibility or liability on the part of MIPL or its officials.

RITUL JEWELS PRIVATE LIMITED - 540512

PAGE NO. : 3

| | |
|--------------------|---------------|
| Rating Agency Name | Not Available |
| Rating | Not Available |
| Rating Explanation | Not Available |
| Date | Not Available |

RBI DEFAULTERS' LIST STATUS

Subject's name is not enlisted as a defaulter in the publicly available RBI Defaulters' list.

EPF (Employee Provident Fund) DEFAULTERS' LIST STATUS

Subject's name is not enlisted as a defaulter in the publicly available EPF (Employee Provident Fund) Defaulters' list as of 31-03-2018.

BIFR (Board for Industrial & Financial Reconstruction) LISTING STATUS

Subject's name is not listed as a Sick Unit in the publicly available BIFR (Board for Industrial & Financial Reconstruction) list as of 26.11.2018

IBBI (Insolvency and Bankruptcy Board of India) LISTING STATUS

Subject's name is not listed in the publicly available IBBI (Insolvency and Bankruptcy Board of India) list as of report date.

INFORMATION DENIED BY

| | |
|---------------|------------------------------|
| Name : | Mr. Bhagwatilal Nanalal Jain |
| Designation : | Director |
| Contact No.: | 91-9892954097 |
| Date : | 22.11.2018 |

LOCATIONS

| | |
|---------------------|--|
| Registered Office : | 801, Sat Guru Dristi, Valji Ladha Road, Mulund (West), Mumbai – 400080, Maharashtra, India |
| Tel. No.: | Not Available |
| Mobile No.: | 91-9892954097 (Mr. Bhagwatilal Nanalal Jain) |
| Fax No.: | Not Available |
| E-Mail : | ritul.jewellers@gmail.com applegold08@gmail.com |

DISCLAIMER : This Report is **PRIVATE & CONFIDENTIAL** and it is prepared at the request of and for its use by the Subscriber only. The Subscriber shall use the contents of the Report merely as an aid to its business. Mira Inform Private Limited ("MIPL") has collated information/data in the Report, which have not been verified unless otherwise specifically mentioned in the Report. The Subscriber shall independently verify the accuracy and correctness of the information/data before in any way acting upon the same. MIPL shall not be liable for any harm, injury, loss or damage caused to the Subscriber due to default by the Subscriber's debtors/beneficiaries in fulfilling their obligations of any nature whatsoever. This Report or any of its portion shall not be used as a documentary evidence or otherwise before any investigative agencies or forum of law. This Report is confidential and proprietary to MIPL. The Subscriber and/or any other person(s) may not reproduce, publish or disclose any of the contents of the Report to others without the express authorization of MIPL. This Report is prepared and issued to the Subscriber without any risk, responsibility or liability on the part of MIPL or its officials.

RITUL JEWELS PRIVATE LIMITED - 540512

PAGE NO. : 4

| | |
|---------------------------|---|
| Bangalore Office : | 187, New #3, T.R.S. Lane, Nagarthpet, Bangalore, Karnataka, India |
| Tel. No.: | 91-80-41533611 |

DIRECTORS

As on 31.03.2018

| | |
|------------------------------|--|
| Name : | Mr. Ashish Bhagwati Jain |
| Designation : | Director |
| Address : | 801, Sat Guru Dristi, Valji Ladha Road, Mulund (West), Mumbai – 400080, Maharashtra, India |
| Date of Birth/Age : | 07.08.1996 |
| Qualification : | B.Com |
| Date of Appointment : | 10.03.2015 |
| PAN No.: | AJAPJ5866A |
| DIN No.: | 06982445 |
| Name : | Mr. Bhagwatilal Nanalal Jain |
| Designation : | Director |
| Address : | 801, Sat Guru Dristi, Valji Ladha Road, Mulund (West), Mumbai – 400080, Maharashtra, India |
| Date of Birth/Age : | 11.03.1967 |
| Qualification : | HSC |
| Date of Appointment : | 10.03.2015 |
| PAN No.: | AACPJ5836F |
| DIN No.: | 06986953 |
| Name : | Ms. Sheela Bhagwatilal Jain |
| Designation : | Director |
| Address : | 801, Sat Guru Dristi, Valji Ladha Road, Mulund (West), Mumbai – 400080, Maharashtra, India |
| Date of Birth/Age : | 16.10.1973 |
| Qualification : | HSC |
| Date of Appointment : | 10.03.2015 |
| PAN No.: | AAEPJ5314N |
| DIN No.: | 06986956 |

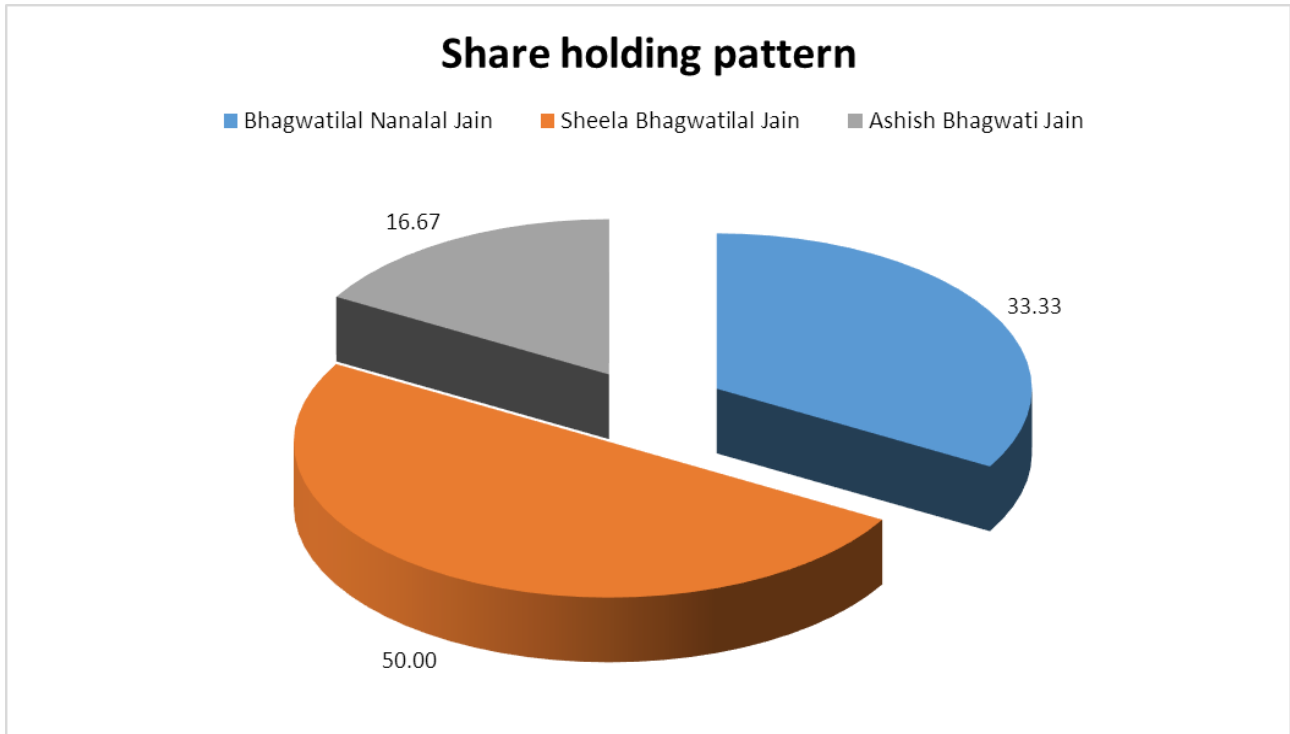
MAJOR SHAREHOLDERS / SHAREHOLDING PATTERN

As on 31.03.2017

| Names of Shareholders | No. of Shares | %age |
|------------------------------|----------------------|-------------|
| Bhagwatilal Nanalal Jain | 20000 | 33.33 |
| Sheela Bhagwatilal Jain | 30000 | 50.00 |
| Ashish Bhagwati Jain | 10000 | 16.67 |

DISCLAIMER : This Report is **PRIVATE & CONFIDENTIAL** and it is prepared at the request of and for its use by the Subscriber only. The Subscriber shall use the contents of the Report merely as an aid to its business. Mira Inform Private Limited ("MIPL") has collated information/data in the Report, which have not been verified unless otherwise specifically mentioned in the Report. The Subscriber shall independently verify the accuracy and correctness of the information/data before in any way acting upon the same. MIPL shall not be liable for any harm, injury, loss or damage caused to the Subscriber due to default by the Subscriber's debtors/beneficiaries in fulfilling their obligations of any nature whatsoever. This Report or any of its portion shall not be used as a documentary evidence or otherwise before any investigative agencies or forum of law. This Report is confidential and proprietary to MIPL. The Subscriber and/or any other person(s) may not reproduce, publish or disclose any of the contents of the Report to others without the express authorization of MIPL. This Report is prepared and issued to the Subscriber without any risk, responsibility or liability on the part of MIPL or its officials.

| | | |
|--------------|--------------|---------------|
| Total | 60000 | 100.00 |
|--------------|--------------|---------------|



Equity Share Break up (Percentage of Total Equity)

As on 30.09.2017

| Category | Percentage |
|--|---------------|
| Promoters (Individual/Hindu Undivided Family-Indian) | 100.00 |
| Total | 100.00 |

BUSINESS DETAILS

| | | |
|-----------------------------|--|--------------------------------------|
| Line of Business : | Trading and Manufacturing of Gold, Silver and Diamond Jewellery. (Registered Activity) | |
| Products/ Services : | Item Code No. | Product/ Services Description |
| | 99622542 | Retail Trade Service of Jewellery |
| Brand Names : | Not Available | |
| Agencies Held : | Not Available | |

DISCLAIMER : This Report is **PRIVATE & CONFIDENTIAL** and it is prepared at the request of and for its use by the Subscriber only. The Subscriber shall use the contents of the Report merely as an aid to its business. Mira Inform Private Limited ("MIPL") has collated information/data in the Report, which have not been verified unless otherwise specifically mentioned in the Report. The Subscriber shall independently verify the accuracy and correctness of the information/data before in any way acting upon the same. MIPL shall not be liable for any harm, injury, loss or damage caused to the Subscriber due to default by the Subscriber's debtors/beneficiaries in fulfilling their obligations of any nature whatsoever. This Report or any of its portion shall not be used as a documentary evidence or otherwise before any investigative agencies or forum of law. This Report is confidential and proprietary to MIPL. The Subscriber and/or any other person(s) may not reproduce, publish or disclose any of the contents of the Report to others without the express authorization of MIPL. This Report is prepared and issued to the Subscriber without any risk, responsibility or liability on the part of MIPL or its officials.

RITUL JEWELS PRIVATE LIMITED - 540512

PAGE NO. : 6

| | |
|------------------|--------------|
| Exports : | Not Divulged |
| Imports : | Not Divulged |
| Terms : | Not Divulged |

PRODUCTION STATUS NOT AVAILABLE

GENERAL INFORMATION

| | | |
|---------------------------|---|--------------|
| Suppliers : | Reference : | Not Divulged |
| | Name of the Person : | -- |
| | Contact No.: | -- |
| | Since How Long Known : | -- |
| | Maximum Limit Dealt : | -- |
| | Experience : | -- |
| | Remark: | -- |
| Customers : | Reference : | Not Divulged |
| | Name of the Person : | -- |
| | Contact No.: | -- |
| | Since How Long Known : | -- |
| | Maximum Limit Dealt : | -- |
| | Experience : | -- |
| | Remark: | -- |
| No. of Employees : | Information declined by the management | |
| Bankers : | Bank Name | Not Divulged |
| | Branch | Not Divulged |
| | Person Name (With Designation) | -- |
| | Contact Number | -- |
| | Name of Account Holder | -- |
| | Account Number | -- |
| | Account Since (Date/Year of Account Opening) | -- |
| | Average Balance Maintained (If Possible) | -- |
| | Credit Facilities Enjoyed (If any) | -- |
| | Account Operation | -- |
| Remarks (If any) | -- | |

| | |
|-------------------|---------------------|
| Auditors : | |
| Name : | S.Lodha and Company |

DISCLAIMER : This Report is **PRIVATE & CONFIDENTIAL** and it is prepared at the request of and for its use by the Subscriber only. The Subscriber shall use the contents of the Report merely as an aid to its business. Mira Inform Private Limited ("MIPL") has collated information/data in the Report, which have not been verified unless otherwise specifically mentioned in the Report. The Subscriber shall independently verify the accuracy and correctness of the information/data before in any way acting upon the same. MIPL shall not be liable for any harm, injury, loss or damage caused to the Subscriber due to default by the Subscriber's debtors/beneficiaries in fulfilling their obligations of any nature whatsoever. This Report or any of its portion shall not be used as a documentary evidence or otherwise before any investigative agencies or forum of law. This Report is confidential and proprietary to MIPL. The Subscriber and/or any other person(s) may not reproduce, publish or disclose any of the contents of the Report to others without the express authorization of MIPL. This Report is prepared and issued to the Subscriber without any risk, responsibility or liability on the part of MIPL or its officials.

| | |
|--|--|
| | Chartered Accountants |
| Address : | Mumbai, Maharashtra, India |
| Income-tax PAN of auditor or auditor's firm : | AAEPL0293N |
| Memberships : | Not Available |
| Collaborators : | Not Available |
| Enterprises which are owned, or have significant influence of or are partners with Key management personnel and their relatives : | <ul style="list-style-type: none"> • Ritul Jewellers (Prop: Bhagwati Jain) • A. Bhagwati and Co. (Prop: Sheela B Jain) |

CAPITAL STRUCTURE

As on 30.09.2017

Authorised Capital :

| No. of Shares | Type | Value | Amount |
|---------------|---------------|---------------|-------------------|
| 250000 | Equity Shares | INR 10/- each | INR 2.500 Million |

Issued, Subscribed & Paid-up Capital :

| No. of Shares | Type | Value | Amount |
|---------------|---------------|---------------|-------------------|
| 60000 | Equity Shares | INR 10/- each | INR 0.600 Million |

FINANCIAL DATA
[all figures are in INR Million]

ABRIDGED BALANCE SHEET

| SOURCES OF FUNDS | | 31.03.2017 | 31.03.2016 |
|--|--|-------------------|-------------------|
| I. EQUITY AND LIABILITIES | | | |
| (1) Shareholders' Funds | | | |
| (a) Share Capital | | 0.600 | 0.600 |
| (b) Reserves and Surplus | | 3.208 | 0.261 |
| (c) Money received against share warrants | | 0.000 | 0.000 |
| (2) Share Application money pending allotment | | 0.000 | 0.000 |
| Total Shareholders' Funds (1) + (2) | | 3.808 | 0.861 |
| (3) Non-Current Liabilities | | | |
| (a) long-term borrowings | | 46.643 | 0.000 |
| (b) Deferred tax liabilities (Net) | | 0.004 | 0.004 |
| (c) Other long-term liabilities | | 0.000 | 0.000 |
| (d) long-term provisions | | 0.004 | 0.000 |
| Total Non-current Liabilities (3) | | 46.651 | 0.004 |
| (4) Current Liabilities | | | |
| (a) Short-term borrowings | | 0.699 | 0.658 |
| (b) Trade payables | | 441.985 | 0.905 |
| (c) Other current liabilities | | 2.917 | 0.053 |
| (d) Short-term provisions | | 1.538 | 0.003 |
| Total Current Liabilities (4) | | 447.139 | 1.619 |
| TOTAL | | 497.598 | 2.484 |
| II. ASSETS | | | |
| (1) Non-current assets | | | |
| (a) Fixed Assets | | | |
| (i) Tangible assets | | 0.793 | 0.985 |
| (ii) Intangible Assets | | 0.000 | 0.000 |
| (iii) Tangible assets capital work-in-progress | | 0.000 | 0.000 |
| (iv) Intangible assets under development | | 0.000 | 0.000 |
| (b) Non-current Investments | | 0.000 | 0.000 |
| (c) Deferred tax assets (net) | | 0.000 | 0.000 |
| (d) Long-term loans and advances | | 0.567 | 0.000 |
| (e) Other Non-current assets | | 0.043 | 0.049 |
| Total Non-Current Assets | | 1.403 | 1.034 |

DISCLAIMER : This Report is **PRIVATE & CONFIDENTIAL** and it is prepared at the request of and for its use by the Subscriber only. The Subscriber shall use the contents of the Report merely as an aid to its business. Mira Inform Private Limited ("MIPL") has collated information/data in the Report, which have not been verified unless otherwise specifically mentioned in the Report. The Subscriber shall independently verify the accuracy and correctness of the information/data before in any way acting upon the same. MIPL shall not be liable for any harm, injury, loss or damage caused to the Subscriber due to default by the Subscriber's debtors/beneficiaries in fulfilling their obligations of any nature whatsoever. This Report or any of its portion shall not be used as a documentary evidence or otherwise before any investigative agencies or forum of law. This Report is confidential and proprietary to MIPL. The Subscriber and/or any other person(s) may not reproduce, publish or disclose any of the contents of the Report to others without the express authorization of MIPL. This Report is prepared and issued to the Subscriber without any risk, responsibility or liability on the part of MIPL or its officials.

RITUL JEWELS PRIVATE LIMITED - 540512

PAGE NO. : 9

| | | | |
|-----------------------------------|--|----------------|--------------|
| (2) Current assets | | | |
| (a) Current investments | | 0.000 | 0.000 |
| (b) Inventories | | 432.510 | 0.343 |
| (c) Trade receivables | | 42.788 | 0.000 |
| (d) Cash and bank balances | | 3.700 | 0.507 |
| (e) Short-term loans and advances | | 17.197 | 0.600 |
| (f) Other current assets | | 0.000 | 0.000 |
| Total Current Assets | | 496.195 | 1.450 |
| | | | |
| TOTAL | | 497.598 | 2.484 |

PROFIT & LOSS ACCOUNT

| | PARTICULARS | 31.03.2017 | 31.03.2016 |
|------------------|---|-----------------|--------------|
| | SALES | | |
| | Total Revenue from operations | 1475.074 | 1.018 |
| | Other Income | 0.000 | 0.667 |
| | TOTAL | 1475.074 | 1.685 |
| | | | |
| Less | EXPENSES | | |
| | Cost of Materials Consumed | 1468.392 | 0.927 |
| | Employee benefit expense | 0.360 | 0.186 |
| | Other expenses | 1.110 | 0.245 |
| | TOTAL | 1469.862 | 1.358 |
| | | | |
| | PROFIT/ (LOSS) BEFORE INTEREST, TAX, DEPRECIATION AND AMORTISATION | 5.212 | 0.327 |
| | | | |
| Less | FINANCIAL EXPENSES | 0.534 | 0.007 |
| | | | |
| | PROFIT / (LOSS) BEFORE TAX, DEPRECIATION AND AMORTISATION | 4.678 | 0.320 |
| | | | |
| Less/ Add | DEPRECIATION/ AMORTISATION | 0.192 | 0.052 |
| | | | |
| | PROFIT/ (LOSS) BEFORE TAX | 4.486 | 0.268 |
| | | | |
| Less | TAX | 1.538 | 0.007 |
| | | | |
| | PROFIT/ (LOSS) AFTER TAX | 2.948 | 0.261 |
| | | | |
| | Earnings / (Loss) Per Share (INR) | 74.76 | 4.46 |

DISCLAIMER : This Report is **PRIVATE & CONFIDENTIAL** and it is prepared at the request of and for its use by the Subscriber only. The Subscriber shall use the contents of the Report merely as an aid to its business. Mira Inform Private Limited ("MIPL") has collated information/data in the Report, which have not been verified unless otherwise specifically mentioned in the Report. The Subscriber shall independently verify the accuracy and correctness of the information/data before in any way acting upon the same. MIPL shall not be liable for any harm, injury, loss or damage caused to the Subscriber due to default by the Subscriber's debtors/beneficiaries in fulfilling their obligations of any nature whatsoever. This Report or any of its portion shall not be used as a documentary evidence or otherwise before any investigative agencies or forum of law. This Report is confidential and proprietary to MIPL. The Subscriber and/or any other person(s) may not reproduce, publish or disclose any of the contents of the Report to others without the express authorization of MIPL. This Report is prepared and issued to the Subscriber without any risk, responsibility or liability on the part of MIPL or its officials.

CURRENT MATURITIES OF LONG TERM DEBT DETAILS

| Particulars | | 31.03.2017 | 31.03.2016 |
|--|--|------------|------------|
| Current Maturities of Long term debt | | NA | NA |
| Cash generated from operations | | NA | NA |
| Net cash flows from (used in) operations | | (42.924) | 1.008 |
| Net cash flows from (used in) operating activities | | (42.924) | 1.005 |

KEY RATIOS

EFFICIENCY RATIOS

| PARTICULARS | | 31.03.2017 | 31.03.2016 |
|---|--|------------|------------|
| Average Collection Days (Sundry Debtors / Income * 365 Days) | | 10.59 | 0.00 |
| Account Receivables Turnover (Income / Sundry Debtors) | | 34.47 | 0.00 |
| Average Payment Days (Sundry Creditors / Purchases * 365 Days) | | 109.86 | 356.34 |
| Inventory Turnover (Operating Income / Inventories) | | 0.01 | 0.95 |
| Asset Turnover (Operating Income / Net Fixed Assets) | | 6.57 | 0.33 |

LEVERAGE RATIOS

| PARTICULARS | | 31.03.2017 | 31.03.2016 |
|--|--|------------|------------|
| Debt Ratio ((Borrowing + Current Liabilities) / Total Assets) | | 0.99 | 0.65 |
| Debt Equity Ratio (Total Liability / Networth) | | 12.43 | 0.76 |
| Current Liabilities to Networth (Current Liabilities / Net Worth) | | 117.42 | 1.88 |
| Fixed Assets to Networth (Net Fixed Assets / Networth) | | 0.21 | 1.14 |
| Interest Coverage Ratio (PBIT / Financial Charges) | | 9.76 | 46.71 |

DISCLAIMER : This Report is **PRIVATE & CONFIDENTIAL** and it is prepared at the request of and for its use by the Subscriber only. The Subscriber shall use the contents of the Report merely as an aid to its business. Mira Inform Private Limited ("MIPL") has collated information/data in the Report, which have not been verified unless otherwise specifically mentioned in the Report. The Subscriber shall independently verify the accuracy and correctness of the information/data before in any way acting upon the same. MIPL shall not be liable for any harm, injury, loss or damage caused to the Subscriber due to default by the Subscriber's debtors/beneficiaries in fulfilling their obligations of any nature whatsoever. This Report or any of its portion shall not be used as a documentary evidence or otherwise before any investigative agencies or forum of law. This Report is confidential and proprietary to MIPL. The Subscriber and/or any other person(s) may not reproduce, publish or disclose any of the contents of the Report to others without the express authorization of MIPL. This Report is prepared and issued to the Subscriber without any risk, responsibility or liability on the part of MIPL or its officials.

PROFITABILITY RATIOS

| PARTICULARS | | | 31.03.2017 | 31.03.2016 |
|--|---|--|------------|------------|
| Net Profit Margin $[(PAT / Sales) * 100]$ | % | | 0.20 | 25.64 |
| Return on Total Assets $[(PAT / Total Assets) * 100]$ | % | | 0.59 | 10.51 |
| Return on Investment (ROI) $[(PAT / Networth) * 100]$ | % | | 77.42 | 30.31 |

SOLVENCY RATIOS

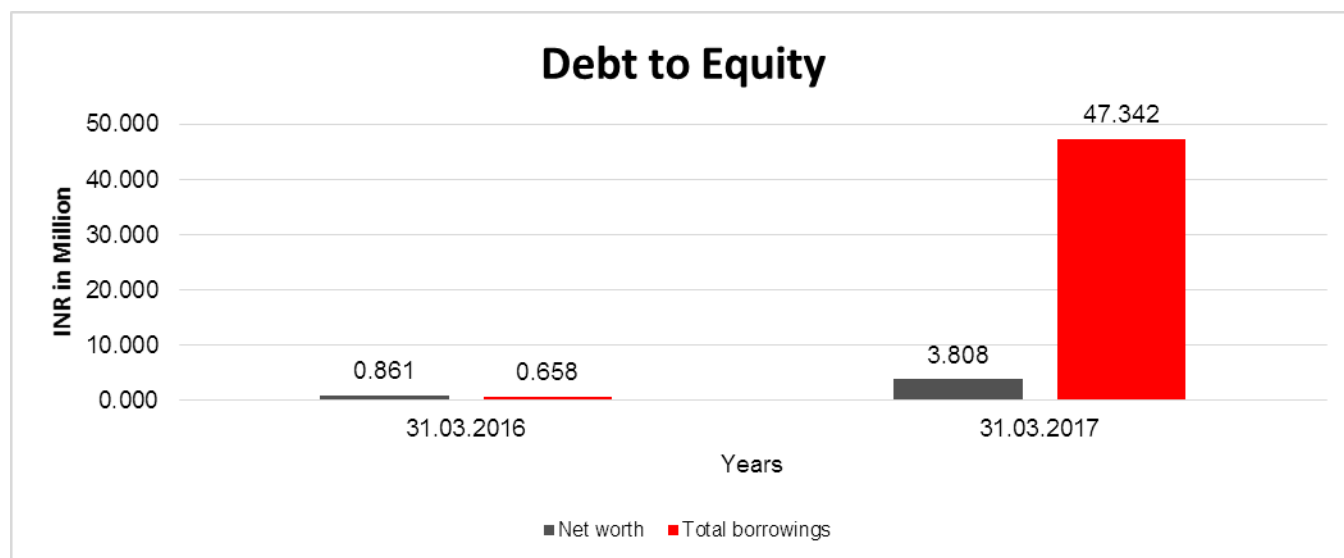
| PARTICULARS | | | 31.03.2017 | 31.03.2016 |
|---|--|--|------------|------------|
| Current Ratio $(Current Assets / Current Liabilities)$ | | | 1.11 | 0.90 |
| Quick Ratio $[(Current Assets - Inventories) / Current Liabilities]$ | | | 0.14 | 0.68 |
| G-Score Ratio Financial $(Networth / Total Assets)$ | | | 0.01 | 0.35 |
| G-Score Ratio Debt $(Debts / Equity Capital)$ | | | 78.90 | 1.10 |
| G-Score Ratio Liquidity $(Total Current Assets / Total Current Liabilities)$ | | | 1.11 | 0.90 |

Total Liability = Short-term Debt + Long-term Debt + Current Maturities of Long-term debts

FINANCIAL ANALYSIS
[all figures are in INR Million]

DEBT EQUITY RATIO

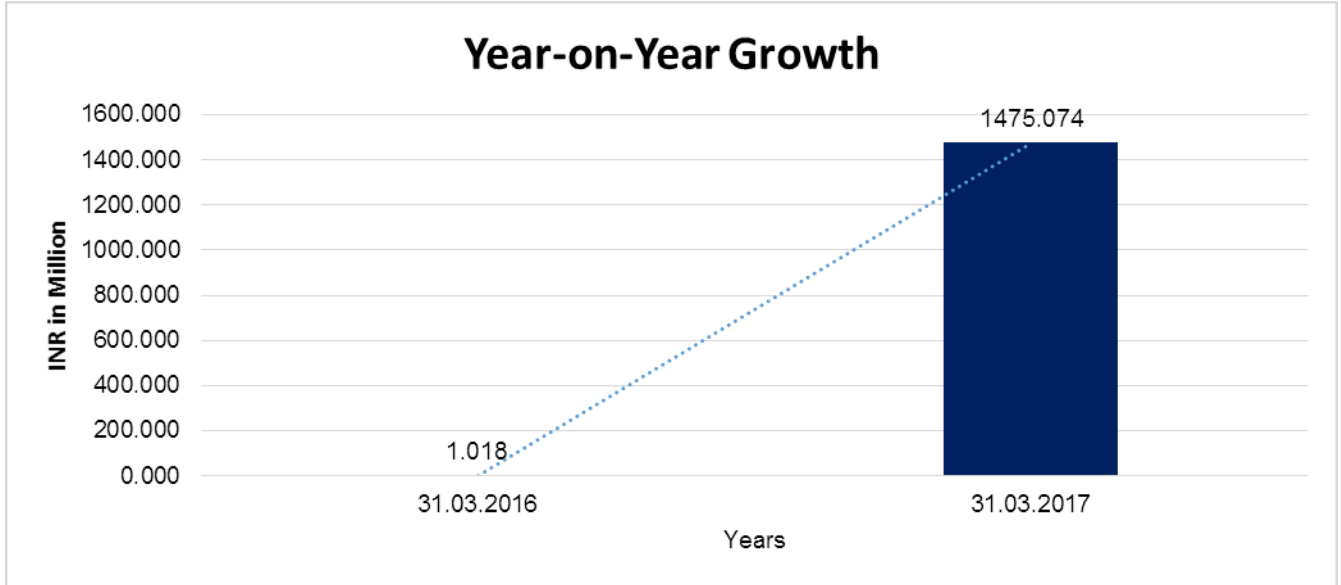
| Particular | 31.03.2016 INR In Million | 31.03.2017 INR In Million |
|---|------------------------------|------------------------------|
| Share Capital | 0.600 | 0.600 |
| Reserves & Surplus | 0.261 | 3.208 |
| Money received against share warrants | 0.000 | 0.000 |
| Share Application money pending allotment | 0.000 | 0.000 |
| Net worth | 0.861 | 3.808 |
| long-term borrowings | 0.000 | 46.643 |
| Short term borrowings | 0.658 | 0.699 |
| Total borrowings | 0.658 | 47.342 |
| Debt/Equity ratio | 0.764 | 12.432 |



YEAR-ON-YEAR GROWTH

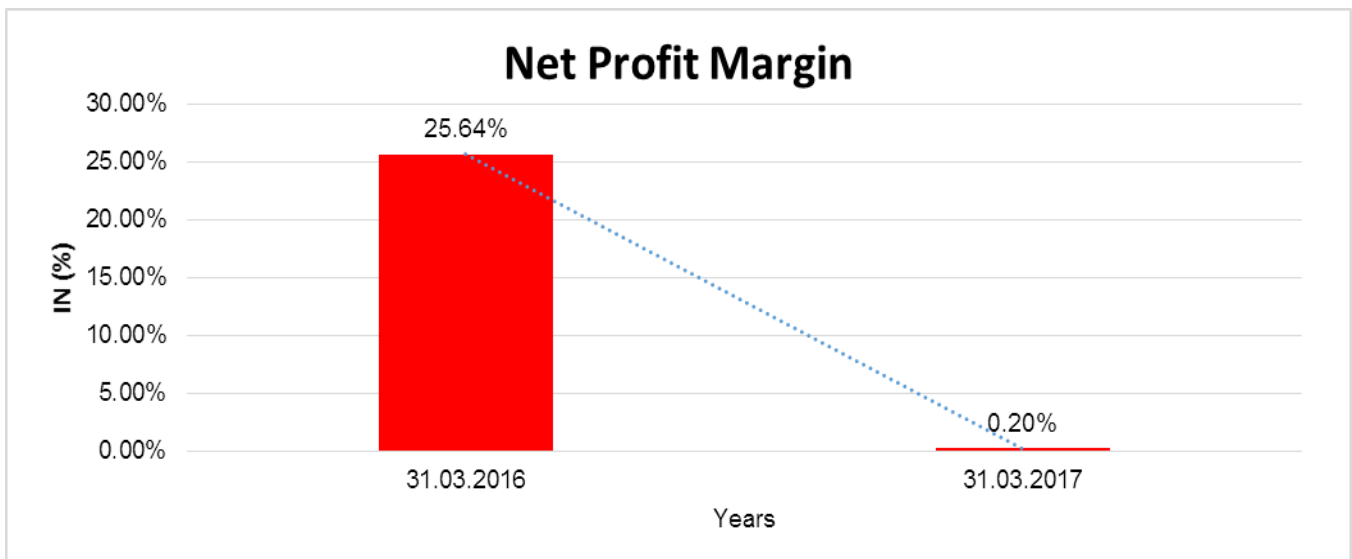
| Year on Year Growth | 31.03.2016 INR In Million | 31.03.2017 INR In Million |
|---------------------|------------------------------|------------------------------|
| Sales | 1.018 | 1475.074 |
| | | 144799.214 |

DISCLAIMER : This Report is **PRIVATE & CONFIDENTIAL** and it is prepared at the request of and for its use by the Subscriber only. The Subscriber shall use the contents of the Report merely as an aid to its business. Mira Inform Private Limited ("MIPL") has collated information/data in the Report, which have not been verified unless otherwise specifically mentioned in the Report. The Subscriber shall independently verify the accuracy and correctness of the information/data before in any way acting upon the same. MIPL shall not be liable for any harm, injury, loss or damage caused to the Subscriber due to default by the Subscriber's debtors/beneficiaries in fulfilling their obligations of any nature whatsoever. This Report or any of its portion shall not be used as a documentary evidence or otherwise before any investigative agencies or forum of law. This Report is confidential and proprietary to MIPL. The Subscriber and/or any other person(s) may not reproduce, publish or disclose any of the contents of the Report to others without the express authorization of MIPL. This Report is prepared and issued to the Subscriber without any risk, responsibility or liability on the part of MIPL or its officials.



NET PROFIT MARGIN

| Net Profit Margin | 31.03.2016 | 31.03.2017 |
|-------------------|----------------|----------------|
| | INR In Million | INR In Million |
| Sales | 1.018 | 1475.074 |
| Profit/(Loss) | 0.261 | 2.948 |
| | 25.64% | 0.20% |



DISCLAIMER : This Report is **PRIVATE & CONFIDENTIAL** and it is prepared at the request of and for its use by the Subscriber only. The Subscriber shall use the contents of the Report merely as an aid to its business. Mira Inform Private Limited ("MIPL") has collated information/data in the Report, which have not been verified unless otherwise specifically mentioned in the Report. The Subscriber shall independently verify the accuracy and correctness of the information/data before in any way acting upon the same. MIPL shall not be liable for any harm, injury, loss or damage caused to the Subscriber due to default by the Subscriber's debtors/beneficiaries in fulfilling their obligations of any nature whatsoever. This Report or any of its portion shall not be used as a documentary evidence or otherwise before any investigative agencies or forum of law. This Report is confidential and proprietary to MIPL. The Subscriber and/or any other person(s) may not reproduce, publish or disclose any of the contents of the Report to others without the express authorization of MIPL. This Report is prepared and issued to the Subscriber without any risk, responsibility or liability on the part of MIPL or its officials.

LOCAL AGENCY FURTHER INFORMATION

| Sr. No. | Check list by info agents | Available in Report (Yes/No) |
|---------|---|------------------------------|
| 1 | Year of establishment | Yes |
| 2 | Constitution of the entity -Incorporation details | Yes |
| 3 | Locality of the entity | Yes |
| 4 | Premises details | No |
| 5 | Buyer visit details | -- |
| 6 | Contact numbers | Yes |
| 7 | Name of the person contacted | Yes |
| 8 | Designation of contact person | Yes |
| 9 | Promoter's background | Yes |
| 10 | Date of Birth of Proprietor / Partners / Directors | Yes |
| 11 | Pan Card No. of Proprietor / Partners | Yes |
| 12 | Voter Id Card No. of Proprietor / Partners | No |
| 13 | Type of business | Yes |
| 14 | Line of Business | Yes |
| 15 | Export/import details (if applicable) | No |
| 16 | No. of employees | No |
| 17 | Details of sister concerns | Yes |
| 18 | Major suppliers | No |
| 19 | Major customers | No |
| 20 | Banking Details | No |
| 21 | Banking facility details | No |
| 22 | Conduct of the banking account | -- |
| 23 | Financials, if provided | Yes |
| 24 | Capital in the business | Yes |
| 25 | Last accounts filed at ROC, if applicable | Yes |
| 26 | Turnover of firm for last two years | Yes |
| 27 | Reasons for variation <> 20% | -- |
| 28 | Estimation for coming financial year | No |
| 29 | Profitability for last two years | Yes |
| 30 | Major shareholders, if available | Yes |
| 31 | External Agency Rating, if available | No |
| 32 | Litigations that the firm/promoter involved in | -- |
| 33 | Market information | -- |
| 34 | Payments terms | No |
| 35 | Negative Reporting by Auditors in the Annual Report | No |

DIAMOND INDUSTRY – INDIA

- From time immemorial, India is well known in the world as the birthplace for diamonds. It is difficult to trace the origin of diamonds but history says that in the remote past, diamonds were mined only in India. Diamond production in India can be traced back to almost 8th Century B.C. India, in fact, remained undisputed leader till 18th Century when Brazilian fields were discovered in 1725 followed by emergence of S. Africa, Russia and Australia.
- The achievement of the Indian diamond industry was possible only due to combination of the manufacturing skills of the Indian workforce and the untiring and unflagging efforts of the Indian diamantaires, supported by progressive Government policies.
- The area of study of family owned diamond businesses derives its importance from the huge conglomerate of family run organizations which operate in the diamond industry since many generations.
- Some of the basic traits of family run business enterprises include spirit of entrepreneurship, mutual trust lowers transaction costs, small, nimble and quick to react, information as a source of advantage and philanthropy.
- Family owned diamond businesses need to improve on many fronts including higher standard of corporate governance, long-term performance – focused strategies, modern management and technology.
- Utmost caution is to be exercised while dealing with some medium and large diamond traders which are usually engaged in fictitious import – export, inter-company transactions, financially assisted by banks. In the process, several public sector banks lost several hundred million rupees. They mostly diverted borrowed money for diamond business into real estate and capital markets.
- Excerpts from Times of India dated 30th October 2010 is as under –
- Gem & Jewellery Export Promotion Council in its statistical data has shown the export of polished diamonds to have increase by 28 % in February 2013. Compared to \$ 1.4 bn worth of polished diamond export in February, 2012, India exported \$ 1.84 billion worth of polished diamonds in February 2013. A senior executive of GJEPC said, “Export of cut and polished diamonds started falling month-wise after the imposition of 2 % of import duty on the polished diamonds. But February, 2013 has given a new ray of hope to the industry as the export of polished diamonds has actually increased by 28 %. It means the industry is on the track of recovery and round tripping of diamonds has stopped completely.” Demand has started coming from the US, the UK, Japan and China. India’s polished diamond export is expected to cross \$ 21 bn in 2013-14.
- The banking sector has started exercising restraint while following prudent risk management norms when lending money to gems and jewellery sector. This follows the implementation of Basel III accord – a global voluntary regulatory standard on bank capital adequacy, stress testing and market liquidity.

CORPORATE INFORMATION :

The company incorporated in 2014. The company is into the business of trading and Manufacturing of Gold, Silver and Diamond Jewellery.

OPERATIONS:

The Company was engaged in activities of dealing and trading in ornaments and jewellery during the year.

DISCLAIMER : This Report is **PRIVATE & CONFIDENTIAL** and it is prepared at the request of and for its use by the Subscriber only. The Subscriber shall use the contents of the Report merely as an aid to its business. Mira Inform Private Limited (“MIPL”) has collated information/data in the Report, which have not been verified unless otherwise specifically mentioned in the Report. The Subscriber shall independently verify the accuracy and correctness of the information/data before in any way acting upon the same. MIPL shall not be liable for any harm, injury, loss or damage caused to the Subscriber due to default by the Subscriber’s debtors/beneficiaries in fulfilling their obligations of any nature whatsoever. This Report or any of its portion shall not be used as a documentary evidence or otherwise before any investigative agencies or forum of law. This Report is confidential and proprietary to MIPL. The Subscriber and/or any other person(s) may not reproduce, publish or disclose any of the contents of the Report to others without the express authorization of MIPL. This Report is prepared and issued to the Subscriber without any risk, responsibility or liability on the part of MIPL or its officials.

UNSECURED LOAN

| PARTICULARS | 31.03.2017 (INR in Million) | 31.03.2016 (INR in Million) |
|---|--|--|
| Long-term Borrowings | | |
| Loans and advances from related parties | 46.643 | 0.000 |
| Short-term borrowings | | |
| Loans and advances from directors | 0.699 | 0.058 |
| Loans and advances from others | 0.000 | 0.600 |
| Total | 47.342 | 0.658 |

INDEX OF CHARGES

No Charges Exists for Company

FIXED ASSETS

- Plant and equipment
- Other plant and equipment
- Computer equipments

CMT REPORT (Corruption, Money Laundering & Terrorism]

The Public Notice information has been collected from various sources including but not limited to: **The Courts, India Prisons Service, Interpol, etc.**

1] INFORMATION ON DESIGNATED PARTY

No records exist designating subject or any of its beneficial owners, controlling shareholders or senior officers as terrorist or terrorist organization or whom notice had been received that all financial transactions involving their assets have been blocked or convicted, found guilty or against whom a judgement or order had been entered in a proceedings for violating money-laundering, anti-corruption or bribery or international economic or anti-terrorism sanction laws or whose assets were seized, blocked, frozen or ordered forfeited for violation of money laundering or international anti-terrorism laws.

2] Court Declaration :

No records exist to suggest that subject is or was the subject of any formal or informal allegations, prosecutions or other official proceeding for making any prohibited payments or other improper payments to government officials for engaging in prohibited transactions or with designated parties.

3] Asset Declaration :

No records exist to suggest that the property or assets of the subject are derived from criminal conduct or a prohibited transaction.

4] Record on Financial Crime :

Charges or conviction registered against subject: **None**

5] Records on Violation of Anti-Corruption Laws :

Charges or investigation registered against subject: **None**

6] Records on Int'l Anti-Money Laundering Laws/Standards :

Charges or investigation registered against subject: **None**

7] Criminal Records

No available information exist that suggest that subject or any of its principals have been formally charged or convicted by a competent governmental authority for any financial crime or under any formal investigation by a competent government authority for any violation of anti-corruption laws or international anti-money laundering laws or standard.

8] Affiliation with Government :

No record exists to suggest that any director or indirect owners, controlling shareholders, director, officer or employee of the company is a government official or a family member or close business associate of a Government official.

9] Compensation Package :

Our market survey revealed that the amount of compensation sought by the subject is fair and reasonable and comparable to compensation paid to others for similar services.

10] Press Report :

No press reports / filings exists on the subject.

CORPORATE GOVERNANCE

MIRA INFORM as part of its Due Diligence do provide comments on Corporate Governance to identify management and governance. These factors often have been predictive and in some cases have created vulnerabilities to credit deterioration.

Our Governance Assessment focuses principally on the interactions between a company's management, its Board of Directors, Shareholders and other financial stakeholders.

CONTRAVENTION

Subject is not known to have contravened any existing local laws, regulations or policies that prohibit, restrict or otherwise affect the terms and conditions that could be included in the agreement with the subject.

FOREIGN EXCHANGE RATES

| Currency | Unit | INR |
|-----------|------|-----------|
| US Dollar | 1 | INR 70.48 |
| UK Pound | 1 | INR 90.30 |
| Euro | 1 | INR 79.91 |

INFORMATION DETAILS

| | |
|----------------------------------|------|
| Information Gathered by : | AKS |
| Analysis Done by : | VIVR |
| Report Prepared by : | SUD |

SCORE FACTORS

| DEMERIT POINTS | | |
|-----------------------------|--------|-----|
| --BANK CHARGES | YES/NO | YES |
| --LITIGATION | YES/NO | NO |
| --OTHER ADVERSE INFORMATION | YES/NO | NO |
| MERIT POINTS | | |
| --SOLE DISTRIBUTORSHIP | YES/NO | NO |
| --EXPORT ACTIVITIES | YES/NO | NO |
| --AFFILIATION | YES/NO | YES |
| --LISTED | YES/NO | NO |
| --OTHER MERIT FACTORS | YES/NO | YES |

RATING EXPLANATIONS

| Credit Rating | Explanation | Rating Comments |
|---------------|------------------|--|
| A++ | Minimum Risk | Business dealings permissible with minimum risk of default |
| A+ | Low Risk | Business dealings permissible with low risk of default |
| A | Acceptable Risk | Business dealings permissible with moderate risk of default |
| B | Medium Risk | Business dealings permissible on a regular monitoring basis |
| C | Medium High Risk | Business dealings permissible preferably on secured basis |
| D | High Risk | Business dealing not recommended or on secured terms only |
| NB | New Business | No recommendation can be done due to business in infancy stage |
| NT | No Trace | No recommendation can be done as the business is not traceable |

NB is stated where there is insufficient information to facilitate rating. However, it is not to be considered as unfavourable.

This score serves as a reference to assess SC's credit risk and to set the amount of credit to be extended. It is calculated from a composite of weighted scores obtained from each of the major sections of this report. The assessed factors are as follows:

- Financial condition covering various ratios
- Company background and operations size
- Promoters / Management background
- Payment record
- Litigation against the subject
- Industry scenario / competitor analysis
- Supplier / Customer / Banker review (wherever available)

DISCLAIMER : This Report is **PRIVATE & CONFIDENTIAL** and it is prepared at the request of and for its use by the Subscriber only. The Subscriber shall use the contents of the Report merely as an aid to its business. Mira Inform Private Limited ("MIPL") has collated information/data in the Report, which have not been verified unless otherwise specifically mentioned in the Report. The Subscriber shall independently verify the accuracy and correctness of the information/data before in any way acting upon the same. MIPL shall not be liable for any harm, injury, loss or damage caused to the Subscriber due to default by the Subscriber's debtors/beneficiaries in fulfilling their obligations of any nature whatsoever. This Report or any of its portion shall not be used as a documentary evidence or otherwise before any investigative agencies or forum of law. This Report is confidential and proprietary to MIPL. The Subscriber and/or any other person(s) may not reproduce, publish or disclose any of the contents of the Report to others without the express authorization of MIPL. This Report is prepared and issued to the Subscriber without any risk, responsibility or liability on the part of MIPL or its officials.