

MIRA INFORM REPORT

| | |
|----------------------|------------|
| Report No. : | 540503 |
| Report Date : | 23.11.2018 |

IDENTIFICATION DETAILS

| | |
|---|---|
| Name : | UNITED GLOBAL CORPORATION LIMITED (w.e.f. 16.04.2015) |
| Formerly Known As : | UNITED INFRA CORPORATION BANGALORE LIMITED |
| Registered Office : | No.399, "White Gold", 1st Floor, 24th Cross, Banashankari 2nd Stage, Bangalore – 560070, Karnataka |
| Tel. No.: | 91-80-26718888/89 |
| Country : | India |
| Financials (as on) : | 31.03.2017 |
| Date of Incorporation : | 06.12.2012 |
| CIN No.: [Company Identification No.] | U45209KA2012PLC067045 |
| Capital Investment / Paid-up Capital : | INR 336.157 million |
| PAN No.: [Permanent Account No.] | AABCU5251F |
| GSTN : [Goods & Service Tax Registration No.] | 36AABCU5251F1ZH (Telangana) 29AABCU5251F1ZC (Karnataka) |
| Legal Form : | A Closely Held Public Limited Liability Company |
| Line of Business : | Subject undertake development of infrastructure project in all areas of infrastructure including basic infrastructure such as roads, power, water management, power, sewerage and more particularly as contractor, sub-contractor and construction of a residential, commercial and other buildings, bridges, culverts, reservoirs, dams, canals, auditoriums, roads, laying of pipelines for water, either above the ground or underground or on an earth surface. (Registered activity) |
| No. of Employees : | Not Divulged |

DISCLAIMER : This Report is **PRIVATE & CONFIDENTIAL** and it is prepared at the request of and for its use by the Subscriber only. The Subscriber shall use the contents of the Report merely as an aid to its business. Mira Inform Private Limited ("MIPL") has collated information/data in the Report, which have not been verified unless otherwise specifically mentioned in the Report. The Subscriber shall independently verify the accuracy and correctness of the information/data before in any way acting upon the same. MIPL shall not be liable for any harm, injury, loss or damage caused to the Subscriber due to default by the Subscriber's debtors/beneficiaries in fulfilling their obligations of any nature whatsoever. This Report or any of its portion shall not be used as a documentary evidence or otherwise before any investigative agencies or forum of law. This Report is confidential and proprietary to MIPL. The Subscriber and/or any other person(s) may not reproduce, publish or disclose any of the contents of the Report to others without the express authorization of MIPL. This Report is prepared and issued to the Subscriber without any risk, responsibility or liability on the part of MIPL or its officials.

RATING & COMMENTS

(Mira Inform has adopted New Rating mechanism w.e.f. 23rd January 2017)

MIRA's Rating :

A

| Credit Rating | Explanation | Rating Comments |
|---------------|-----------------|---|
| A | Acceptable Risk | Business dealings permissible with moderate risk of default |

| | |
|-------------------------------|---|
| Maximum Credit Limit : | USD 1400000 INR 96419000 |
| Status : | Satisfactory |
| Payment Behaviour : | Slow but correct |
| Litigation : | Clear |
| Comments : | <p>Subject was incorporated in the year 2012 it is having a satisfactory track record.</p> <p>For the financial year 2017, the company has increased its revenue as compared to its previous year and it has achieved fair profit margin during year.</p> <p>Rating takes into consideration, the satisfactory financial risk profile marked by adequate networth base and strong debt protection metrics.</p> <p>Payment seems to be slow but correct.</p> <p>In view of aforesaid, the company can be considered for business dealings at usual trade terms and conditions.</p> |

NOTES : Any query related to this report can be made on e-mail : infodept@mirainform.com while quoting report number, name and date.

ECGC Country Risk Classification List

| Country Name | Previous Rating (30.06.2018) | Current Rating (30.09.2018) |
|--------------|---------------------------------|--------------------------------|
| India | A1 | A1 |

| Risk Category | ECGC Classification |
|----------------------|---------------------|
| Insignificant | A1 |
| Low Risk | A2 |
| Moderately Low Risk | B1 |
| Moderate Risk | B2 |
| Moderately High Risk | C1 |

DISCLAIMER : This Report is **PRIVATE & CONFIDENTIAL** and it is prepared at the request of and for its use by the Subscriber only. The Subscriber shall use the contents of the Report merely as an aid to its business. Mira Inform Private Limited ("MIPL") has collated information/data in the Report, which have not been verified unless otherwise specifically mentioned in the Report. The Subscriber shall independently verify the accuracy and correctness of the information/data before in any way acting upon the same. MIPL shall not be liable for any harm, injury, loss or damage caused to the Subscriber due to default by the Subscriber's debtors/beneficiaries in fulfilling their obligations of any nature whatsoever. This Report or any of its portion shall not be used as a documentary evidence or otherwise before any investigative agencies or forum of law. This Report is confidential and proprietary to MIPL. The Subscriber and/or any other person(s) may not reproduce, publish or disclose any of the contents of the Report to others without the express authorization of MIPL. This Report is prepared and issued to the Subscriber without any risk, responsibility or liability on the part of MIPL or its officials.

| | |
|----------------|----|
| High Risk | C2 |
| Very High Risk | D |

EXTERNAL AGENCY RATING

| | |
|---------------------------|--|
| Rating Agency Name | CARE |
| Rating | Long term bank facilities (SO) (Issuer not cooperating) : BB+ |
| Rating Explanation | Moderate risk of default |
| Date | 19.12.2017 |

RBI DEFAULTERS' LIST STATUS

Subject's name is not enlisted as a defaulter in the publicly available RBI Defaulters' list.

EPF (Employee Provident Fund) DEFAULTERS' LIST STATUS

Subject's name is not enlisted as a defaulter in the publicly available EPF (Employee Provident Fund) Defaulters' list as of 31-03-2018.

BIFR (Board for Industrial & Financial Reconstruction) LISTING STATUS

Subject's name is not listed as a Sick Unit in the publicly available BIFR (Board for Industrial & Financial Reconstruction) list as of 23.11.2018

IBBI (Insolvency and Bankruptcy Board of India) LISTING STATUS

Subject's name is not listed in the publicly available IBBI (Insolvency and Bankruptcy Board of India) list as of report date.

INFORMATION DENIED BY

| | |
|----------------------|---------------------|
| Name : | Mr. Kajal |
| Designation : | Accounts Department |
| Contact No.: | 91-80-26718888 |
| Name : | Mr. Shivakumar |
| Designation : | Manager |
| Contact No.: | 91-9986239499 |
| Date : | 20.11.2018 |

LOCATIONS

| | |
|----------------------------|--|
| Registered Office : | No.399, "White Gold", 1st Floor, 24th Cross, Banashankari 2nd Stage, |
|----------------------------|--|

DISCLAIMER : This Report is **PRIVATE & CONFIDENTIAL** and it is prepared at the request of and for its use by the Subscriber only. The Subscriber shall use the contents of the Report merely as an aid to its business. Mira Inform Private Limited ("MIPL") has collated information/data in the Report, which have not been verified unless otherwise specifically mentioned in the Report. The Subscriber shall independently verify the accuracy and correctness of the information/data before in any way acting upon the same. MIPL shall not be liable for any harm, injury, loss or damage caused to the Subscriber due to default by the Subscriber's debtors/beneficiaries in fulfilling their obligations of any nature whatsoever. This Report or any of its portion shall not be used as a documentary evidence or otherwise before any investigative agencies or forum of law. This Report is confidential and proprietary to MIPL. The Subscriber and/or any other person(s) may not reproduce, publish or disclose any of the contents of the Report to others without the express authorization of MIPL. This Report is prepared and issued to the Subscriber without any risk, responsibility or liability on the part of MIPL or its officials.

| | |
|---------------------------|--|
| | Bangalore – 560070, Karnataka, India |
| Tel. No.: | 91-80-26718888/89 |
| Mobile No.: | 91-9986239499 (Mr. Shivakumar) |
| Fax No.: | Not Available |
| E-Mail : | vamsi@lpgroup.co.in info@lpgroup.co.in |
| Website : | www.lpgroup.in |
| Hyderabad Office : | Cellar Floor, LF Towers, Plot No. 56 & 57, Vittal Rao Nacar, Maohapiir, Hyderabad – 500081, Telangana, India |

DIRECTORS

As on 31.03.2018

| | |
|------------------------------|--|
| Name : | Vamsidhar Myneni |
| Designation : | Director |
| Address : | Flat No.1406, Acs Megana Shalini Apartment On Bsk Ring Road Bangalore 560070, Telangana, India |
| Date of Birth/Age : | 22.04.1982 |
| Date of Appointment : | 27.08.2015 |
| PAN No.: | AMHPM3304L |
| DIN No.: | 02528814 |
| Name : | Mr. Bhargav Myneni |
| Designation : | Director |
| Address : | MIG B-24, Dr. A S Rao Nagar, Kapra Rangareddy, District Hyderabad-500062, Telangana, India |
| Date of Birth/Age : | 12.11.1983 |
| Date of Appointment : | 06.12.2012 |
| PAN No.: | APZPM8593E |
| DIN No.: | 02528826 |
| Name : | Mr. Ravendra Prasad Myneni |
| Designation : | Director |
| Address : | MIG B-24, Dr. A S Rao Nagar, Kapra Rangareddy, District Hyderabad-500062, Telangana, India |
| Date of Birth/Age : | 15.08.1951 |
| Date of Appointment : | 06.12.2012 |
| PAN No.: | AFXPM2214E |
| DIN No.: | 02528838 |
| Name : | Mr. Nagavidyadhar Tummala |
| Designation : | Director |
| Address : | Flatno:C-515, Vasavi Shanthinikethan Kondapur, White Fields, K.V Rangareddy Hyderabad-500084, Telangana, India |
| Date of Birth/Age : | 11.04.1982 |

DISCLAIMER : This Report is **PRIVATE & CONFIDENTIAL** and it is prepared at the request of and for its use by the Subscriber only. The Subscriber shall use the contents of the Report merely as an aid to its business. Mira Inform Private Limited ("MIPL") has collated information/data in the Report, which have not been verified unless otherwise specifically mentioned in the Report. The Subscriber shall independently verify the accuracy and correctness of the information/data before in any way acting upon the same. MIPL shall not be liable for any harm, injury, loss or damage caused to the Subscriber due to default by the Subscriber's debtors/beneficiaries in fulfilling their obligations of any nature whatsoever. This Report or any of its portion shall not be used as a documentary evidence or otherwise before any investigative agencies or forum of law. This Report is confidential and proprietary to MIPL. The Subscriber and/or any other person(s) may not reproduce, publish or disclose any of the contents of the Report to others without the express authorization of MIPL. This Report is prepared and issued to the Subscriber without any risk, responsibility or liability on the part of MIPL or its officials.

| | |
|-----------------------|--|
| Date of Appointment : | 03.06.2016 |
| PAN No.: | AELPT4696N |
| DIN No.: | 03123512 |
| Name : | Mr. Siva Sankar Gonuguntla |
| Designation : | Director |
| Address : | Flat No.401, K V Meadows, No.59 13th Cross, Venkatapura Extn, Venkatapura, Koraman, Bangalore-560034, Karnataka, India |
| Date of Birth/Age : | 12.06.1977 |
| Date of Appointment : | 09.03.2015 |
| PAN No.: | AFYPG3728A |
| DIN No.: | 05320347 |

KEY EXECUTIVES

| | |
|-----------------------|--|
| Name : | Mr. Bhargav Myneni |
| Designation : | Chief Executive Officer |
| Address : | MIG B-24, Dr. A S Rao Nagar, Kapra Rangareddy, District Hyderabad-500062, Telangana, India |
| Date of Birth/Age : | 12.11.1983 |
| Date of Appointment : | 01.02.2018 |
| PAN No.: | APZPM8593E |
| Name : | Ms. Smita Tripathi |
| Designation : | Company Secretary |
| Address : | C-102, Hinduja Lake Front Estate, Opposite Hulimavu Police Station, Hulimavu, Bangalore 560076, Karnataka, India |
| Date of Appointment : | 01.02.2018 |
| PAN No.: | AIXPT4365N |
| Name : | Prashanthi Paladgula Bhagyalakshmi Ramada |
| Designation : | Chief Financial Officer |
| Address : | D No - 1288, 11th Ward, Sai Nagar, Siruguppa, Bellary-583121, Karnataka, India |
| Date of Appointment : | 01.02.2018 |
| PAN No.: | AYNPP8580D |
| Name : | Mr. Kajal |
| Designation : | Accounts Department |
| Name : | Mr. Shivakumar |
| Designation : | Manager |

MAJOR SHAREHOLDERS

DISCLAIMER : This Report is **PRIVATE & CONFIDENTIAL** and it is prepared at the request of and for its use by the Subscriber only. The Subscriber shall use the contents of the Report merely as an aid to its business. Mira Inform Private Limited ("MIPL") has collated information/data in the Report, which have not been verified unless otherwise specifically mentioned in the Report. The Subscriber shall independently verify the accuracy and correctness of the information/data before in any way acting upon the same. MIPL shall not be liable for any harm, injury, loss or damage caused to the Subscriber due to default by the Subscriber's debtors/beneficiaries in fulfilling their obligations of any nature whatsoever. This Report or any of its portion shall not be used as a documentary evidence or otherwise before any investigative agencies or forum of law. This Report is confidential and proprietary to MIPL. The Subscriber and/or any other person(s) may not reproduce, publish or disclose any of the contents of the Report to others without the express authorization of MIPL. This Report is prepared and issued to the Subscriber without any risk, responsibility or liability on the part of MIPL or its officials.

As on 31.03.2017

| Names of Shareholders | No. of Shares |
|--|-----------------|
| Myneni Vamsidhar | 35520 |
| Myneni Bhargav | 5920 |
| Yaralagadda Pitheshwara Rao | 5920 |
| Myneni Ravindra Prasad | 5920 |
| Myneni Nandana | 5920 |
| Myneni Rajtha | 5920 |
| YVS Ramakrishna | 5920 |
| Lakshmi Prasad Holdings India Limited | 12032128 |
| Ranjiv Corporation Private Limited | 10187741 |
| Rajiv Enterprises Private Limited | 4559480 |
| Green Assets Corporation Private Limited | 4531880 |
| VRR Holdings India Private Limited | 645283 |
| VRR Enterprises Private Limited | 1588166 |
| Total | 33615718 |

Equity Share Break up (Percentage of Total Equity)

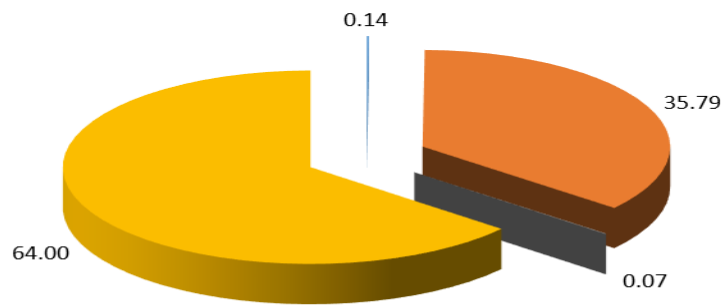
As on 29.09.2017

| Category | Percentage |
|--|---------------|
| Promoters (Individual/Hindu Undivided Family – Indian) | 0.14 |
| Promoters (Body corporate) | 35.79 |
| Public/Other than promoters (Individual/Hindu Undivided Family – Indian) | 0.07 |
| Public/Other than promoters (Body corporate) | 64.00 |
| Total | 100.00 |

DISCLAIMER : This Report is **PRIVATE & CONFIDENTIAL** and it is prepared at the request of and for its use by the Subscriber only. The Subscriber shall use the contents of the Report merely as an aid to its business. Mira Inform Private Limited ("MIPL") has collated information/data in the Report, which have not been verified unless otherwise specifically mentioned in the Report. The Subscriber shall independently verify the accuracy and correctness of the information/data before in any way acting upon the same. MIPL shall not be liable for any harm, injury, loss or damage caused to the Subscriber due to default by the Subscriber's debtors/beneficiaries in fulfilling their obligations of any nature whatsoever. This Report or any of its portion shall not be used as a documentary evidence or otherwise before any investigative agencies or forum of law. This Report is confidential and proprietary to MIPL. The Subscriber and/or any other person(s) may not reproduce, publish or disclose any of the contents of the Report to others without the express authorization of MIPL. This Report is prepared and issued to the Subscriber without any risk, responsibility or liability on the part of MIPL or its officials.

Share holding pattern

- Promoters (Individual/Hindu Undivided Family – Indian)
- Promoters (Body corporate)
- Public/Other than promoters (Individual/Hindu Undivided Family – Indian)
- Public/Other than promoters (Body corporate)



BUSINESS DETAILS

| | | |
|------------------------------|---|--------------------------------------|
| Line of Business : | Subject undertake development of infrastructure project in all areas of infrastructure including basic infrastructure such as roads, power, water management, power, sewerage and more particularly as contractor, sub-contractor and construction of a residential, commercial and other buildings, bridges, culverts, reservoirs, dams, canals, auditoriums, roads, laying of pipelines for water, either above the ground or underground or on an earth surface. (Registered activity) | |
| Products / Services : | Item Code No. | Products/Services Description |
| | 99532341 | Irrigation Water Works |
| Brand Names : | Not Available | |
| Agencies Held : | Not Available | |
| Exports : | Not Divulged | |
| Imports : | Not Divulged | |
| Terms : | Not Divulged | |

PRODUCTION STATUS – (NOT AVAILABLE)

DISCLAIMER : This Report is **PRIVATE & CONFIDENTIAL** and it is prepared at the request of and for its use by the Subscriber only. The Subscriber shall use the contents of the Report merely as an aid to its business. Mira Inform Private Limited ("MIPL") has collated information/data in the Report, which have not been verified unless otherwise specifically mentioned in the Report. The Subscriber shall independently verify the accuracy and correctness of the information/data before in any way acting upon the same. MIPL shall not be liable for any harm, injury, loss or damage caused to the Subscriber due to default by the Subscriber's debtors/beneficiaries in fulfilling their obligations of any nature whatsoever. This Report or any of its portion shall not be used as a documentary evidence or otherwise before any investigative agencies or forum of law. This Report is confidential and proprietary to MIPL. The Subscriber and/or any other person(s) may not reproduce, publish or disclose any of the contents of the Report to others without the express authorization of MIPL. This Report is prepared and issued to the Subscriber without any risk, responsibility or liability on the part of MIPL or its officials.

GENERAL INFORMATION

| | | | |
|---|---|--|--|
| Suppliers : | Reference : | Not Divulged | |
| | Name of the Person : | -- | |
| | Contact No.: | -- | |
| | Since How Long Known : | -- | |
| | Maximum Limit Dealt : | -- | |
| | Experience : | -- | |
| | Remark: | -- | |
| Customers : | Reference : | Not Divulged | |
| | Name of the Person : | -- | |
| | Contact No.: | -- | |
| | Since How Long Known : | -- | |
| | Maximum Limit Dealt : | -- | |
| | Experience : | -- | |
| | Remark: | -- | |
| No. of Employees : | Not Divulged | | |
| Bankers : | Banker Name : | Yes Bank Limited | |
| | Branch : | 9th Floor, Nehru Centre, Discovery Of India, Dr. Annie Besant Road, Worli, Mumbai-400018, Maharashtra, India | |
| | Person Name (With Designation) : | -- | |
| | Contact Number : | -- | |
| | Name of Account Holder : | -- | |
| | Account Number : | -- | |
| | Account Since (Date/Year of Account Opening) : | -- | |
| | Average Balance Maintained : | -- | |
| | Credit Facilities Enjoyed (CC/OD/Term Loan) : | -- | |
| | Account Operation : | -- | |
| | Remark : | -- | |
| Kotak Mahindra Bank Limited, 27BKC, C 27, G Block, Bandra Kurla Complex, Bandra (East), Mumbai-400051, Maharashtra, India | | | |
| Facilities : | Secured Loan | 31.03.2017 (INR in Million) | 31.03.2016 (INR in Million) |
| | Long-term Borrowings | | |
| | Term loans from banks | 116.037 | 0.000 |
| | Term loans from others | 142.343 | 147.879 |

| | | | |
|--|--------------------------------------|----------------|----------------|
| | Other loans and advances | 10.171 | 12.995 |
| | Short-term borrowings | | |
| | Loans repayable on demand from banks | 194.544 | 207.785 |
| | Total | 463.095 | 368.659 |

| | |
|--|---|
| Auditors : | |
| Name : | Naren Kumar Setty Chartered Accountants |
| Address : | No 105/A 1st Floor, Poonam Plaza 26th Main 38th Cross, Jayanagar 9th Block Bangalore-560069, Karnataka, India |
| Membership No.: | 231590 |
| Income-tax PAN of auditor or auditor's firm : | BCNPK6133N |
| Memberships : | Not Available |
| Collaborators : | Not Available |
| Subsidiaries : | <ul style="list-style-type: none"> • Pump House Private Limited (U55209KA2016PTC093449) • Green Assets Yeshwanthpur Private Limited (U45202KA2013PTC071025) • Green Assets Kanakapura Private Limited (U70100KA2014PTC077215) • Green Assets Mahadevapura Private Limited (U45400AP2009PLC063938) • Green Assets Mysore Private Limited (U45200KA2013PTC070911) • SRI Mangala Infraventures Private Limited (U45203KA2010PTC054593) • United Infra Minerals Private Limited (U51101TG2011PTC074041) • Green Assets Jayanagar Private Limited (U70102KA2014PTC077194) • Green Assets House Private Limited (U45205KA2014PTC075751) • Apple Engineers India Private Limited (U29253KA2012PTC067129) |

CAPITAL STRUCTURE

As on 29.09.2017

Authorised Capital :

| No. of Shares | Type | Value | Amount |
|---------------|---------------|---------------|---------------------|
| 45000000 | Equity Shares | INR 10/- each | INR 450.000 Million |

Issued, Subscribed & Paid-up Capital :

| No. of Shares | Type | Value | Amount |
|---------------|---------------|---------------|---------------------|
| 33615718 | Equity Shares | INR 10/- each | INR 336.157 Million |

DISCLAIMER : This Report is **PRIVATE & CONFIDENTIAL** and it is prepared at the request of and for its use by the Subscriber only. The Subscriber shall use the contents of the Report merely as an aid to its business. Mira Inform Private Limited ("MIPL") has collated information/data in the Report, which have not been verified unless otherwise specifically mentioned in the Report. The Subscriber shall independently verify the accuracy and correctness of the information/data before in any way acting upon the same. MIPL shall not be liable for any harm, injury, loss or damage caused to the Subscriber due to default by the Subscriber's debtors/beneficiaries in fulfilling their obligations of any nature whatsoever. This Report or any of its portion shall not be used as a documentary evidence or otherwise before any investigative agencies or forum of law. This Report is confidential and proprietary to MIPL. The Subscriber and/or any other person(s) may not reproduce, publish or disclose any of the contents of the Report to others without the express authorization of MIPL. This Report is prepared and issued to the Subscriber without any risk, responsibility or liability on the part of MIPL or its officials.

FINANCIAL DATA
[all figures are INR Million]

ABRIDGED BALANCE SHEET

| SOURCES OF FUNDS | 31.03.2017 | 31.03.2016 | 31.03.2015 |
|--|-----------------|-----------------|----------------|
| I. EQUITY AND LIABILITIES | | | |
| (1) Shareholders' Funds | | | |
| (a) Share Capital | 336.157 | 326.554 | 174.231 |
| (b) Reserves and Surplus | 145.938 | 68.866 | 44.830 |
| (c) Money received against share warrants | 0.000 | 0.000 | 0.000 |
| (2) Share Application money pending allotment | 0.000 | 0.000 | 34.812 |
| Total Shareholders' Funds (1) + (2) | 482.095 | 395.420 | 253.873 |
| (3) Non-Current Liabilities | | | |
| (a) long-term borrowings | 268.551 | 170.081 | 95.722 |
| (b) Deferred tax liabilities (Net) | 0.466 | 0.909 | 0.000 |
| (c) Other long-term liabilities | 240.820 | 42.250 | 0.000 |
| (d) long-term provisions | 0.000 | 0.000 | 0.000 |
| Total Non-current Liabilities (3) | 509.837 | 213.240 | 95.722 |
| (4) Current Liabilities | | | |
| (a) Short-term borrowings | 194.544 | 207.785 | 164.456 |
| (b) Trade payables | 294.030 | 556.193 | 36.231 |
| (c) Other current liabilities | 0.000 | 0.000 | 0.000 |
| (d) Short-term provisions | 28.553 | 15.199 | 1.907 |
| Total Current Liabilities (4) | 517.127 | 779.177 | 202.594 |
| TOTAL | 1509.059 | 1387.837 | 552.189 |
| II. ASSETS | | | |
| (1) Non-current assets | | | |
| (a) Fixed Assets | | | |
| (i) Tangible assets | 44.840 | 46.283 | 13.192 |
| (ii) Intangible Assets | 0.000 | 0.000 | 0.000 |
| (iii) Tangible assets capital work-in-progress | 0.000 | 0.000 | 0.000 |
| (iv) Intangible assets under development | 0.000 | 0.000 | 0.000 |
| (b) Non-current Investments | 154.034 | 142.438 | 109.509 |
| (c) Deferred tax assets (net) | 0.000 | 0.000 | 0.285 |
| (d) Long-term loans and advances | 0.000 | 0.000 | 0.000 |
| (e) Other Non-current assets | 326.417 | 0.000 | 0.000 |
| Total Non-Current Assets | 525.291 | 188.721 | 122.986 |

DISCLAIMER : This Report is **PRIVATE & CONFIDENTIAL** and it is prepared at the request of and for its use by the Subscriber only. The Subscriber shall use the contents of the Report merely as an aid to its business. Mira Inform Private Limited ("MIPL") has collated information/data in the Report, which have not been verified unless otherwise specifically mentioned in the Report. The Subscriber shall independently verify the accuracy and correctness of the information/data before in any way acting upon the same. MIPL shall not be liable for any harm, injury, loss or damage caused to the Subscriber due to default by the Subscriber's debtors/beneficiaries in fulfilling their obligations of any nature whatsoever. This Report or any of its portion shall not be used as a documentary evidence or otherwise before any investigative agencies or forum of law. This Report is confidential and proprietary to MIPL. The Subscriber and/or any other person(s) may not reproduce, publish or disclose any of the contents of the Report to others without the express authorization of MIPL. This Report is prepared and issued to the Subscriber without any risk, responsibility or liability on the part of MIPL or its officials.

| | | | |
|-----------------------------------|-----------------|-----------------|----------------|
| (2) Current assets | | | |
| (a) Current investments | 0.000 | 0.000 | 0.000 |
| (b) Inventories | 240.632 | 203.671 | 87.924 |
| (c) Trade receivables | 354.370 | 466.429 | 255.552 |
| (d) Cash and bank balances | 95.051 | 371.805 | 28.740 |
| (e) Short-term loans and advances | 240.410 | 118.579 | 45.221 |
| (f) Other current assets | 53.305 | 38.632 | 11.766 |
| Total Current Assets | 983.768 | 1199.116 | 429.203 |
| | | | |
| TOTAL | 1509.059 | 1387.837 | 552.189 |

PROFIT & LOSS ACCOUNT

| | PARTICULARS | 31.03.2017 | 31.03.2016 | 31.03.2015 |
|------------------|---|-------------------|-------------------|-------------------|
| | SALES | | | |
| | Revenue from operations | 1733.366 | 1238.199 | 395.737 |
| | Other Income | 13.051 | 4.226 | 0.653 |
| | TOTAL | 1746.417 | 1242.425 | 396.390 |
| | | | | |
| Less | EXPENSES | | | |
| | Changes in inventories of finished goods, work-in-progress and Stock-in-Trade | (36.961) | (115.746) | (74.094) |
| | Employee benefit expense | 13.893 | 9.970 | 4.409 |
| | Other expenses | 1575.375 | 1218.288 | 14.644 |
| | TOTAL | 1552.307 | 1112.512 | 343.609 |
| | | | | |
| | PROFIT/ (LOSS) BEFORE INTEREST, TAX, DEPRECIATION AND AMORTISATION | 194.110 | 129.913 | 52.781 |
| | | | | |
| Less | FINANCIAL EXPENSES | 67.688 | 42.961 | 31.567 |
| | | | | |
| | PROFIT / (LOSS) BEFORE TAX, DEPRECIATION AND AMORTISATION | 126.422 | 86.952 | 21.214 |
| | | | | |
| Less/ Add | DEPRECIATION/ AMORTISATION | 8.560 | 2.226 | 2.408 |
| | | | | |
| | PROFIT/ (LOSS) BEFORE TAX | 117.862 | 84.726 | 18.806 |
| | | | | |
| Less | TAX | 40.790 | 28.631 | 6.093 |
| | | | | |
| | PROFIT/ (LOSS) AFTER TAX | 77.072 | 56.095 | 12.713 |
| | | | | |
| | Earnings / (Loss) Per Share (INR) | | | |
| | Basic | 2.29 | 1.72 | 0.72 |
| | Diluted | 3.51 | 2.59 | 0.72 |

DISCLAIMER : This Report is **PRIVATE & CONFIDENTIAL** and it is prepared at the request of and for its use by the Subscriber only. The Subscriber shall use the contents of the Report merely as an aid to its business. Mira Inform Private Limited ("MIPL") has collated information/data in the Report, which have not been verified unless otherwise specifically mentioned in the Report. The Subscriber shall independently verify the accuracy and correctness of the information/data before in any way acting upon the same. MIPL shall not be liable for any harm, injury, loss or damage caused to the Subscriber due to default by the Subscriber's debtors/beneficiaries in fulfilling their obligations of any nature whatsoever. This Report or any of its portion shall not be used as a documentary evidence or otherwise before any investigative agencies or forum of law. This Report is confidential and proprietary to MIPL. The Subscriber and/or any other person(s) may not reproduce, publish or disclose any of the contents of the Report to others without the express authorization of MIPL. This Report is prepared and issued to the Subscriber without any risk, responsibility or liability on the part of MIPL or its officials.

CURRENT MATURITIES OF LONG TERM DEBT DETAILS

| Particulars | 31.03.2017 | 31.03.2016 | 31.03.2015 |
|--|------------|------------|------------|
| Current Maturities of Long term debt | NA | NA | NA |
| Cash generated from operations | NA | NA | NA |
| Net cash flows from (used in) operations | (197.033) | 278.938 | (110.995) |
| Net cash flows from (used in) operating activities | (237.823) | 251.499 | (117.212) |

KEY RATIOS

EFFICIENCY RATIOS

| PARTICULARS | 31.03.2017 | 31.03.2016 | 31.03.2015 |
|---|------------|------------|------------|
| Average Collection Days (Sundry Debtors / Income * 365 Days) | 74.62 | 137.50 | 235.70 |
| Account Receivables Turnover (Income / Sundry Debtors) | 4.89 | 2.65 | 1.55 |
| Average Payment Days (Sundry Creditors / Purchases * 365 Days) | 0.00 | 0.00 | 33.17 |
| Inventory Turnover (Operating Income / Inventories) | 0.81 | 0.64 | 0.60 |
| Asset Turnover (Operating Income / Net Fixed Assets) | 4.33 | 2.81 | 4.00 |

LEVERAGE RATIOS

| PARTICULARS | 31.03.2017 | 31.03.2016 | 31.03.2015 |
|--|------------|------------|------------|
| Debt Ratio ((Borrowing + Current Liabilities) / Total Assets) | 0.52 | 0.68 | 0.54 |
| Debt Equity Ratio (Total Liability / Networth) | 0.96 | 0.96 | 1.02 |
| Current Liabilities to Networth (Current Liabilities / Net Worth) | 1.07 | 1.97 | 0.80 |
| Fixed Assets to Networth (Net Fixed Assets / Networth) | 0.09 | 0.12 | 0.05 |

DISCLAIMER : This Report is **PRIVATE & CONFIDENTIAL** and it is prepared at the request of and for its use by the Subscriber only. The Subscriber shall use the contents of the Report merely as an aid to its business. Mira Inform Private Limited ("MIPL") has collated information/data in the Report, which have not been verified unless otherwise specifically mentioned in the Report. The Subscriber shall independently verify the accuracy and correctness of the information/data before in any way acting upon the same. MIPL shall not be liable for any harm, injury, loss or damage caused to the Subscriber due to default by the Subscriber's debtors/beneficiaries in fulfilling their obligations of any nature whatsoever. This Report or any of its portion shall not be used as a documentary evidence or otherwise before any investigative agencies or forum of law. This Report is confidential and proprietary to MIPL. The Subscriber and/or any other person(s) may not reproduce, publish or disclose any of the contents of the Report to others without the express authorization of MIPL. This Report is prepared and issued to the Subscriber without any risk, responsibility or liability on the part of MIPL or its officials.

| | | | |
|---|------|------|------|
| Interest Coverage Ratio (PBIT / Financial Charges) | 2.87 | 3.02 | 1.67 |
|---|------|------|------|

PROFITABILITY RATIOS

| PARTICULARS | | 31.03.2017 | 31.03.2016 | 31.03.2015 |
|--|---|------------|------------|------------|
| Net Profit Margin ((PAT / Sales) * 100) | % | 4.45 | 4.53 | 3.21 |
| Return on Total Assets ((PAT / Total Assets) * 100) | % | 5.11 | 4.04 | 2.30 |
| Return on Investment (ROI) ((PAT / Networth) * 100) | % | 15.99 | 14.19 | 5.01 |

SOLVENCY RATIOS

| PARTICULARS | | 31.03.2017 | 31.03.2016 | 31.03.2015 |
|---|--|------------|------------|------------|
| Current Ratio (Current Assets / Current Liabilities) | | 1.90 | 1.54 | 2.12 |
| Quick Ratio ((Current Assets – Inventories) / Current Liabilities) | | 1.44 | 1.28 | 1.68 |
| G-Score Ratio Financial (Networth / Total Assets) | | 0.32 | 0.28 | 0.46 |
| G-Score Ratio Debt (Debts / Equity Capital) | | 1.38 | 1.16 | 1.49 |
| G-Score Ratio Liquidity (Total Current Assets / Total Current Liabilities) | | 1.90 | 1.54 | 2.12 |

Total Liability = Short-term Debt + Long-term Debt + Current Maturities of Long-term debts

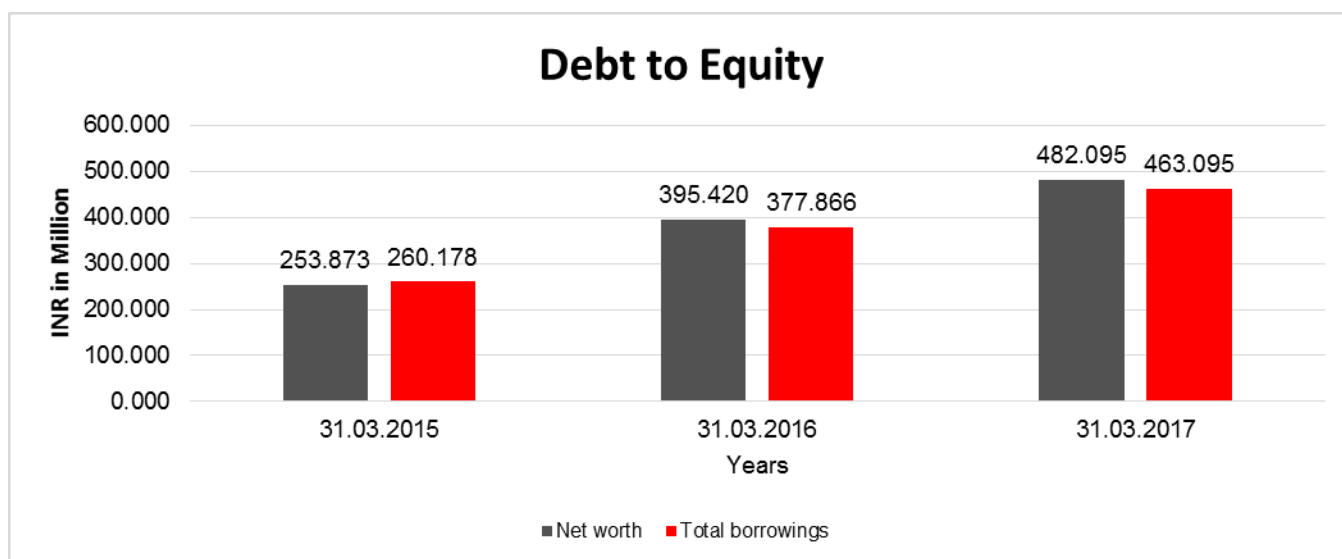
FINANCIAL ANALYSIS
[all figures are in INR Million]

DEBT EQUITY RATIO

| Particular | 31.03.2015 | 31.03.2016 | 31.03.2017 |
|---------------|------------------|------------------|------------------|
| | (INR In Million) | (INR In Million) | (INR In Million) |
| Share Capital | 174.231 | 326.554 | 336.157 |

DISCLAIMER : This Report is **PRIVATE & CONFIDENTIAL** and it is prepared at the request of and for its use by the Subscriber only. The Subscriber shall use the contents of the Report merely as an aid to its business. Mira Inform Private Limited ("MIPL") has collated information/data in the Report, which have not been verified unless otherwise specifically mentioned in the Report. The Subscriber shall independently verify the accuracy and correctness of the information/data before in any way acting upon the same. MIPL shall not be liable for any harm, injury, loss or damage caused to the Subscriber due to default by the Subscriber's debtors/beneficiaries in fulfilling their obligations of any nature whatsoever. This Report or any of its portion shall not be used as a documentary evidence or otherwise before any investigative agencies or forum of law. This Report is confidential and proprietary to MIPL. The Subscriber and/or any other person(s) may not reproduce, publish or disclose any of the contents of the Report to others without the express authorization of MIPL. This Report is prepared and issued to the Subscriber without any risk, responsibility or liability on the part of MIPL or its officials.

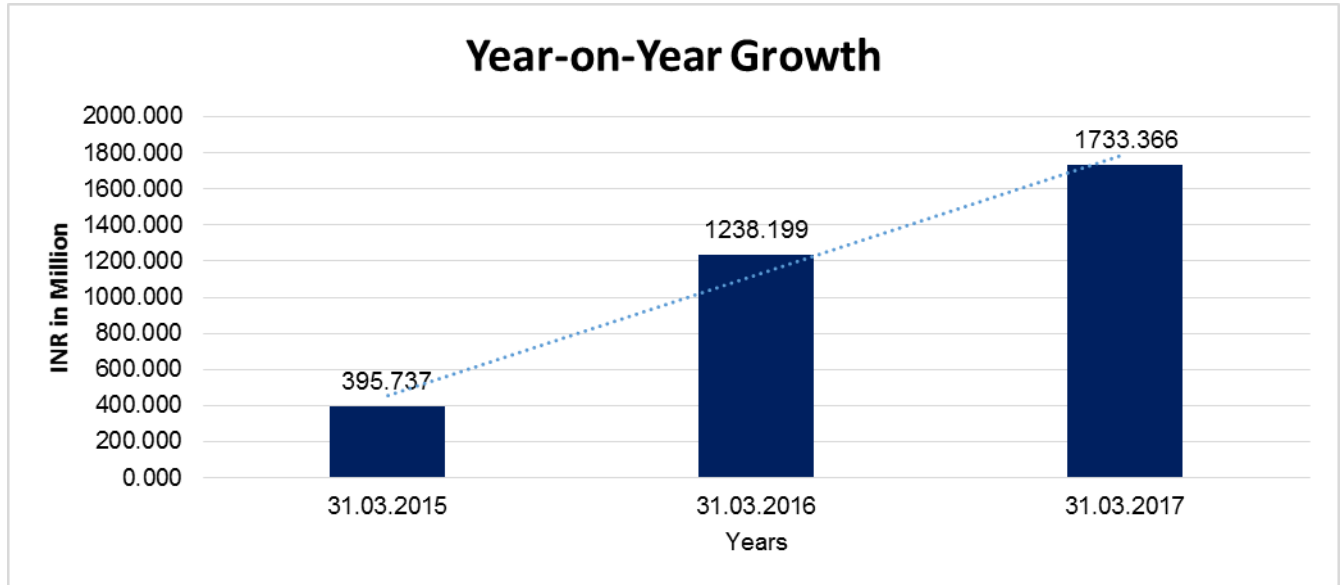
| | | | |
|---|----------------|----------------|----------------|
| Reserves & Surplus | 44.830 | 68.866 | 145.938 |
| Money received against share warrants | 0.000 | 0.000 | 0.000 |
| Share Application money pending allotment | 34.812 | 0.000 | 0.000 |
| Net worth | 253.873 | 395.420 | 482.095 |
| long-term borrowings | 95.722 | 170.081 | 268.551 |
| Short term borrowings | 164.456 | 207.785 | 194.544 |
| Total borrowings | 260.178 | 377.866 | 463.095 |
| Debt/Equity ratio | 1.025 | 0.956 | 0.961 |



YEAR-ON-YEAR GROWTH

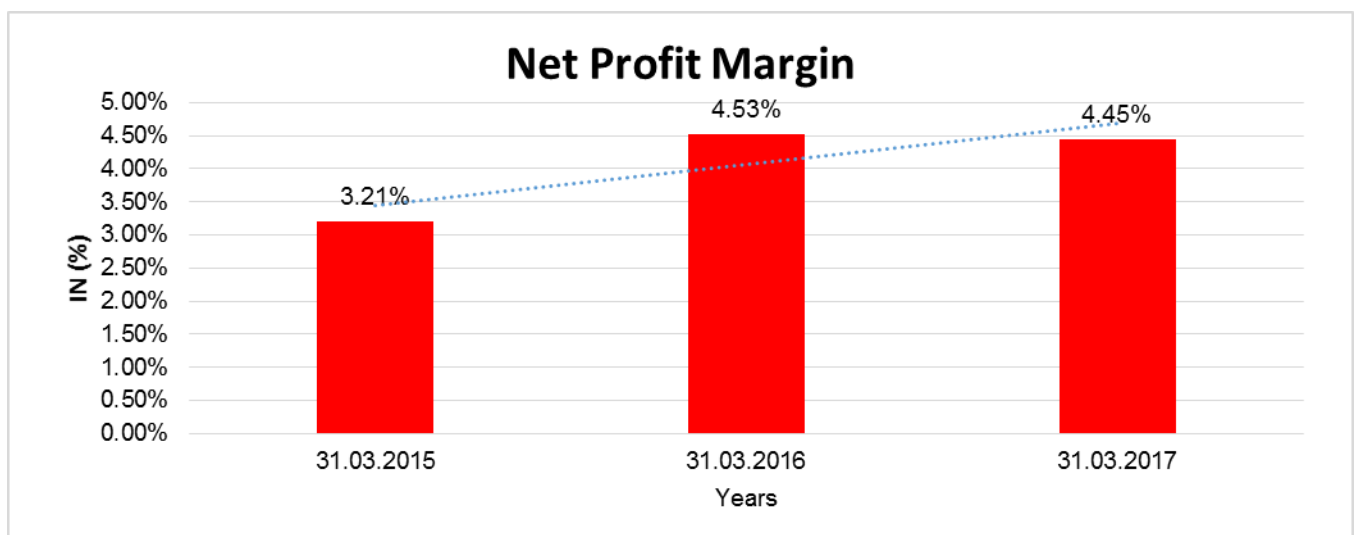
| Year on Year Growth | 31.03.2015 | 31.03.2016 | 31.03.2017 |
|---------------------|------------------|------------------|------------------|
| | (INR In Million) | (INR In Million) | (INR In Million) |
| Sales | 395.737 | 1238.199 | 1733.366 |
| | | 212.884 | 39.991 |

DISCLAIMER : This Report is **PRIVATE & CONFIDENTIAL** and it is prepared at the request of and for its use by the Subscriber only. The Subscriber shall use the contents of the Report merely as an aid to its business. Mira Inform Private Limited ("MIPL") has collated information/data in the Report, which have not been verified unless otherwise specifically mentioned in the Report. The Subscriber shall independently verify the accuracy and correctness of the information/data before in any way acting upon the same. MIPL shall not be liable for any harm, injury, loss or damage caused to the Subscriber due to default by the Subscriber's debtors/beneficiaries in fulfilling their obligations of any nature whatsoever. This Report or any of its portion shall not be used as a documentary evidence or otherwise before any investigative agencies or forum of law. This Report is confidential and proprietary to MIPL. The Subscriber and/or any other person(s) may not reproduce, publish or disclose any of the contents of the Report to others without the express authorization of MIPL. This Report is prepared and issued to the Subscriber without any risk, responsibility or liability on the part of MIPL or its officials.



NET PROFIT MARGIN

| Net Profit Margin | 31.03.2015 | 31.03.2016 | 31.03.2017 |
|-------------------|------------------|------------------|------------------|
| | (INR In Million) | (INR In Million) | (INR In Million) |
| Sales | 395.737 | 1238.199 | 1733.366 |
| Profit/ (Loss) | 12.713 | 56.095 | 77.072 |
| | 3.21 % | 4.53 % | 4.45 % |



DISCLAIMER : This Report is **PRIVATE & CONFIDENTIAL** and it is prepared at the request of and for its use by the Subscriber only. The Subscriber shall use the contents of the Report merely as an aid to its business. Mira Inform Private Limited ("MIPL") has collated information/data in the Report, which have not been verified unless otherwise specifically mentioned in the Report. The Subscriber shall independently verify the accuracy and correctness of the information/data before in any way acting upon the same. MIPL shall not be liable for any harm, injury, loss or damage caused to the Subscriber due to default by the Subscriber's debtors/beneficiaries in fulfilling their obligations of any nature whatsoever. This Report or any of its portion shall not be used as a documentary evidence or otherwise before any investigative agencies or forum of law. This Report is confidential and proprietary to MIPL. The Subscriber and/or any other person(s) may not reproduce, publish or disclose any of the contents of the Report to others without the express authorization of MIPL. This Report is prepared and issued to the Subscriber without any risk, responsibility or liability on the part of MIPL or its officials.

LOCAL AGENCY FURTHER INFORMATION

| Sr. No. | Check List by Info Agents | Available in Report (Yes / No) |
|---------|--|--------------------------------|
| 1] | Year of establishment | Yes |
| 2] | Constitution of the entity Incorporation details | Yes |
| 3] | Locality of the entity | Yes |
| 4] | Premises details | No |
| 5] | Buyer visit details | -- |
| 6] | Contact numbers | Yes |
| 7] | Name of the person contacted | Yes |
| 8] | Designation of contact person | Yes |
| 9] | Promoter's background | Yes |
| 10] | Date of Birth of Proprietor / Partners / Directors | Yes |
| 11] | Pan Card No. of Proprietor / Partners | Yes |
| 12] | Voter Id Card No. of Proprietor / Partners | No |
| 13] | Type of business | Yes |
| 14] | Line of Business | Yes |
| 15] | Export/import details (if applicable) | No |
| 16] | No. of employees | No |
| 17] | Details of sister concerns | Yes |
| 18] | Major suppliers | No |
| 19] | Major customers | No |
| 20] | Banking Details | Yes |
| 21] | Banking facility details | Yes |
| 22] | Conduct of the banking account | -- |
| 23] | Financials, if provided | Yes |
| 24] | Capital in the business | Yes |
| 25] | Last accounts filed at ROC, if applicable | Yes |
| 26] | Turnover of firm for last three years | Yes |
| 27] | Reasons for variation <> 20% | -- |
| 28] | Estimation for coming financial year | No |
| 29] | Profitability for last three years | Yes |
| 30] | Major shareholders, if available | Yes |
| 31] | External Agency Rating, if available | Yes |
| 32] | Litigations that the firm/promoter involved in | -- |
| 33] | Market information | -- |

DISCLAIMER : This Report is **PRIVATE & CONFIDENTIAL** and it is prepared at the request of and for its use by the Subscriber only. The Subscriber shall use the contents of the Report merely as an aid to its business. Mira Inform Private Limited ("MIPL") has collated information/data in the Report, which have not been verified unless otherwise specifically mentioned in the Report. The Subscriber shall independently verify the accuracy and correctness of the information/data before in any way acting upon the same. MIPL shall not be liable for any harm, injury, loss or damage caused to the Subscriber due to default by the Subscriber's debtors/beneficiaries in fulfilling their obligations of any nature whatsoever. This Report or any of its portion shall not be used as a documentary evidence or otherwise before any investigative agencies or forum of law. This Report is confidential and proprietary to MIPL. The Subscriber and/or any other person(s) may not reproduce, publish or disclose any of the contents of the Report to others without the express authorization of MIPL. This Report is prepared and issued to the Subscriber without any risk, responsibility or liability on the part of MIPL or its officials.

| | | |
|-----|---|----|
| 34] | Payments terms | No |
| 35] | Negative Reporting by Auditors in the Annual Report | No |

COMPANY INFORMATION:

The company was incorporated on 6th December 2012. The business of the company is to act as providers and suppliers of various infrastructural facilities and to undertake development of infrastructure project in all areas of infrastructure including basic infrastructure such as roads, power, water management, power, sewerage and more particularly as contractor, sub-contractor and construction of a residential, commercial and other buildings, bridges, culverts, reservoirs, dams, canals, auditoriums, roads, laying of pipelines for water, either above the ground or underground or on an earth surface.

THE STATE OF THE COMPANY'S AFFAIRS

The revenue from operation is INR 1733.366 Million (PY- INR 1238.199) and profit after tax INR 77.072 Million (PY INR 56.095 million)

UNSECURED LOAN

| PARTICULARS | 31.03.2017 (INR in Million) | 31.03.2016 (INR in Million) |
|---------------------------|--------------------------------|--------------------------------|
| Intercorporate borrowings | 0.000 | 9.207 |
| Total | 0.000 | 9.207 |

INDEX OF CHARGES

| S No | SRN | Charge Id | Charge Holder Name | Date of Creation | Date of Modification | Date of Satisfaction | Amount | Address |
|------|---------------|---------------|--|------------------|----------------------|----------------------|-------------|---|
| 1 | G93288 694 | 100190 280 | YES BANK LIMITED | 26/06/2 018 | - | - | 218150000.0 | 9TH FLOOR, NEHRU CENTRE, DISCOVERY OF INDIA, DR. ANNIE BESANT ROAD, WORLI, MUMBAI MH4 00018IN |
| 2 | G86951 456 | 100175 341 | KOTAK MAHIND RA BANK LIMITED | 06/04/2 018 | - | - | 250000000.0 | 27BKC, C 27, G Block Bandra Kurla Complex, Bandra (E), Mumbai Ma40005 1IN |
| 3 | G74506 122 | 100149 160 | Canara Bank | 29/12/2 017 | - | - | 8600000.0 | NO.19/7, 'MARURTHI MANSION' CUNNING HAM |

DISCLAIMER : This Report is **PRIVATE & CONFIDENTIAL** and it is prepared at the request of and for its use by the Subscriber only. The Subscriber shall use the contents of the Report merely as an aid to its business. Mira Inform Private Limited ("MIPL") has collated information/data in the Report, which have not been verified unless otherwise specifically mentioned in the Report. The Subscriber shall independently verify the accuracy and correctness of the information/data before in any way acting upon the same. MIPL shall not be liable for any harm, injury, loss or damage caused to the Subscriber due to default by the Subscriber's debtors/beneficiaries in fulfilling their obligations of any nature whatsoever. This Report or any of its portion shall not be used as a documentary evidence or otherwise before any investigative agencies or forum of law. This Report is confidential and proprietary to MIPL. The Subscriber and/or any other person(s) may not reproduce, publish or disclose any of the contents of the Report to others without the express authorization of MIPL. This Report is prepared and issued to the Subscriber without any risk, responsibility or liability on the part of MIPL or its officials.

| | | | | | | | | |
|--------|---------------|---------------|---|----------------|---|---|-------------|---|
| | | | | | | | | ROADBangaloreKA5 60052IN |
| 4 | G49294 432 | 100112 547 | Canara Bank | 06/02/2 017 | - | - | 3600000.0 | BDA Complex BranchBDA Compound, Chowddaiah RoadBangaloreKA56 0020IN |
| 5 | C81342 503 | 106251 67 | Axis Bank Limited | 01/03/2 016 | - | - | 3700000.0 | "Trishul", 3rd Floor, Opp to Samartheshwar TempleLaw Garden, Ellis BridgeAhmedabadGJ 380006IN |
| 6 | C81593 808 | 106256 73 | RELIGA RE FINVES T LIMITED | 30/12/2 015 | - | - | 4000000.0 | D3, P3B, District Centre, SaketNew DelhiDL110017IN |
| 7 | C76701 358 | 106150 17 | RELIAN CE CAPITA L LTD | 30/09/2 015 | - | - | 3960000.0 | "H" BLOCK 1ST FLOORDhirubhai Ambani Knowledge City, KoparkhairneNavi MumbaiMH400710IN |
| 8 | C77047 124 | 106159 41 | HDFC BANK LIMITED | 01/09/2 015 | - | - | 11992000.0 | HDFC BANK HOUSEENAPATI BAPAT MARGLOWER PAREL WMUMBAIMH40001 3IN |
| 9 | C53252 219 | 105685 97 | HDFC BANK LIMITED | 11/02/2 015 | - | - | 4360000.0 | HDFC BANK HOUSEENAPATI BAPAT MARGLOWER PAREL W, MUMBAIMaharashtra MH400013IN |
| 1 0 | C00573 717 | 104850 99 | ADITYA BIRLA FINANC E LIMITED | 24/02/2 014 | - | - | 100000000.0 | Indian Rayon Compound, VeralvalG J362266IN |

CONTINGENT LIABILITIES:

| PARTICULARS | 31.03.2017 (INR in Million) | 31.03.2016 (INR in Million) |
|----------------------------------|--|--|
| Guarantees issued by the Bankers | 269.652 | 0.000 |

FIXED ASSETS

- Land
- Building
- Furniture and Fixture
- Computer Equipments
- Plant and Machinery
- Vehicles

CMT REPORT (Corruption, Money Laundering & Terrorism]

The Public Notice information has been collected from various sources including but not limited to: **The Courts, India Prisons Service, Interpol, etc.**

1] INFORMATION ON DESIGNATED PARTY

No records exist designating subject or any of its beneficial owners, controlling shareholders or senior officers as terrorist or terrorist organization or whom notice had been received that all financial transactions involving their assets have been blocked or convicted, found guilty or against whom a judgement or order had been entered in a proceedings for violating money-laundering, anti-corruption or bribery or international economic or anti-terrorism sanction laws or whose assets were seized, blocked, frozen or ordered forfeited for violation of money laundering or international anti-terrorism laws.

2] Court Declaration :

No records exist to suggest that subject is or was the subject of any formal or informal allegations, prosecutions or other official proceeding for making any prohibited payments or other improper payments to government officials for engaging in prohibited transactions or with designated parties.

3] Asset Declaration :

No records exist to suggest that the property or assets of the subject are derived from criminal conduct or a prohibited transaction.

4] Record on Financial Crime :

Charges or conviction registered against subject: **None**

5] Records on Violation of Anti-Corruption Laws :

Charges or investigation registered against subject: **None**

6] Records on Int'l Anti-Money Laundering Laws/Standards :

Charges or investigation registered against subject: **None**

7] Criminal Records

No available information exist that suggest that subject or any of its principals have been formally charged or convicted by a competent governmental authority for any financial crime or under any formal investigation by a competent government authority for any violation of anti-corruption laws or international anti-money laundering laws or standard.

8] Affiliation with Government :

No record exists to suggest that any director or indirect owners, controlling shareholders, director, officer or employee of the company is a government official or a family member or close business associate of a Government official.

9] Compensation Package :

Our market survey revealed that the amount of compensation sought by the subject is fair and reasonable and comparable to compensation paid to others for similar services.

10] Press Report :

No press reports / filings exists on the subject.

CORPORATE GOVERNANCE

MIRA INFORM as part of its Due Diligence do provide comments on Corporate Governance to identify management and governance. These factors often have been predictive and in some cases have created vulnerabilities to credit deterioration.

Our Governance Assessment focuses principally on the interactions between a company's management, its Board of Directors, Shareholders and other financial stakeholders.

CONTRAVENTION

Subject is not known to have contravened any existing local laws, regulations or policies that prohibit, restrict or otherwise affect the terms and conditions that could be included in the agreement with the subject.

FOREIGN EXCHANGE RATES

| Currency | Unit | INR |
|-----------|------|-----------|
| US Dollar | 1 | INR 71.33 |
| UK Pound | 1 | INR 91.72 |
| Euro | 1 | INR 81.69 |

INFORMATION DETAILS

| | |
|---------------------------|------|
| Information Gathered by : | SHA |
| Analysis Done by : | VIVR |
| Report Prepared by : | JYTK |

SCORE FACTORS

| | | |
|-----------------------------|--------|-----|
| DEMERIT POINTS | | |
| --BANK CHARGES | YES/NO | YES |
| --LITIGATION | YES/NO | NO |
| --OTHER ADVERSE INFORMATION | YES/NO | NO |
| MERIT POINTS | | |
| --SOLE DISTRIBUTORSHIP | YES/NO | NO |
| --EXPORT ACTIVITIES | YES/NO | NO |
| --AFFILIATION | YES/NO | YES |
| --LISTED | YES/NO | NO |
| --OTHER MERIT FACTORS | YES/NO | YES |

RATING EXPLANATIONS

| Credit Rating | Explanation | Rating Comments |
|---------------|------------------|--|
| A++ | Minimum Risk | Business dealings permissible with minimum risk of default |
| A+ | Low Risk | Business dealings permissible with low risk of default |
| A | Acceptable Risk | Business dealings permissible with moderate risk of default |
| B | Medium Risk | Business dealings permissible on a regular monitoring basis |
| C | Medium High Risk | Business dealings permissible preferably on secured basis |
| D | High Risk | Business dealing not recommended or on secured terms only |
| NB | New Business | No recommendation can be done due to business in infancy stage |
| NT | No Trace | No recommendation can be done as the business is not traceable |

NB is stated where there is insufficient information to facilitate rating. However, it is not to be considered as unfavourable.

This score serves as a reference to assess SC's credit risk and to set the amount of credit to be extended. It is calculated from a composite of weighted scores obtained from each of the major sections of this report. The assessed factors are as follows:

- Financial condition covering various ratios
- Company background and operations size
- Promoters / Management background
- Payment record
- Litigation against the subject
- Industry scenario / competitor analysis
- Supplier / Customer / Banker review (wherever available)

DISCLAIMER : This Report is **PRIVATE & CONFIDENTIAL** and it is prepared at the request of and for its use by the Subscriber only. The Subscriber shall use the contents of the Report merely as an aid to its business. Mira Inform Private Limited ("MIPL") has collated information/data in the Report, which have not been verified unless otherwise specifically mentioned in the Report. The Subscriber shall independently verify the accuracy and correctness of the information/data before in any way acting upon the same. MIPL shall not be liable for any harm, injury, loss or damage caused to the Subscriber due to default by the Subscriber's debtors/beneficiaries in fulfilling their obligations of any nature whatsoever. This Report or any of its portion shall not be used as a documentary evidence or otherwise before any investigative agencies or forum of law. This Report is confidential and proprietary to MIPL. The Subscriber and/or any other person(s) may not reproduce, publish or disclose any of the contents of the Report to others without the express authorization of MIPL. This Report is prepared and issued to the Subscriber without any risk, responsibility or liability on the part of MIPL or its officials.