

## MIRA INFORM REPORT

<b>Report No. :</b>	541852
<b>Report Date :</b>	27.11.2018

### IDENTIFICATION DETAILS

<b>Name :</b>	PERSTORP UK LTD.
<b>Formerly Known As :</b>	<ul style="list-style-type: none"> <li>• NESTE CHEMICALS UK LTD</li> <li>• PLASTILON (UK) LIMITED</li> <li>• UNITTRADE LIMITED</li> </ul>
<b>Registered Office :</b>	Perstorp Baronet Road, Warrington, Cheshire, Wa4 6ha
<b>Country :</b>	United Kingdom
<b>Financials (as on) :</b>	31.12.2017
<b>Date of Incorporation :</b>	18.05.1992
<b>Com. Reg. No.:</b>	02715398
<b>Legal Form :</b>	Private limited with Share Capital
<b>Line of Business :</b>	<ul style="list-style-type: none"> <li>• Manufacture of other chemical products n.e.c.</li> <li>• Manufacture and selling of chemicals and polymers and the capacity of agent Perstorp group companies.</li> </ul>
<b>No. of Employees :</b>	82 [2017]

### RATING & COMMENTS

(Mira Inform has adopted New Rating mechanism w.e.f. 23<sup>rd</sup> January 2017)

<b>MIRA's Rating :</b>	A
------------------------	---

Credit Rating	Explanation	Rating Comments
A	Acceptable Risk	Business dealings permissible with moderate risk of default

<b>Status :</b>	Good
<b>Payment Behaviour :</b>	No Complaints

**DISCLAIMER :** This Report is **PRIVATE & CONFIDENTIAL** and it is prepared at the request of and for its use by the Subscriber only. The Subscriber shall use the contents of the Report merely as an aid to its business. Mira Inform Private Limited ("MIPL") has collated information/data in the Report, which have not been verified unless otherwise specifically mentioned in the Report. The Subscriber shall independently verify the accuracy and correctness of the information/data before in any way acting upon the same. MIPL shall not be liable for any harm, injury, loss or damage caused to the Subscriber due to default by the Subscriber's debtors/beneficiaries in fulfilling their obligations of any nature whatsoever. This Report or any of its portion shall not be used as a documentary evidence or otherwise before any investigative agencies or forum of law. This Report is confidential and proprietary to MIPL. The Subscriber and/or any other person(s) may not reproduce, publish or disclose any of the contents of the Report to others without the express authorization of MIPL. This Report is prepared and issued to the Subscriber without any risk, responsibility or liability on the part of MIPL or its officials.

<b>Litigation :</b>	Clear
---------------------	-------

**NOTES :**

Any query related to this report can be made on e-mail : [infodept@mirainform.com](mailto:infodept@mirainform.com) while quoting report number, name and date.

**ECGC Country Risk Classification List**

<b>Country Name</b>	<b>Previous Rating (30.06.2018)</b>	<b>Current Rating (30.09.2018)</b>
United Kingdom	A1	A1

<b>Risk Category</b>	<b>ECGC Classification</b>
Insignificant	A1
Low Risk	A2
Moderately Low Risk	B1
Moderate Risk	B2
Moderately High Risk	C1
High Risk	C2
Very High Risk	D

**DISCLAIMER :** This Report is **PRIVATE & CONFIDENTIAL** and it is prepared at the request of and for its use by the Subscriber only. The Subscriber shall use the contents of the Report merely as an aid to its business. Mira Inform Private Limited ("MIPL") has collated information/data in the Report, which have not been verified unless otherwise specifically mentioned in the Report. The Subscriber shall independently verify the accuracy and correctness of the information/data before in any way acting upon the same. MIPL shall not be liable for any harm, injury, loss or damage caused to the Subscriber due to default by the Subscriber's debtors/beneficiaries in fulfilling their obligations of any nature whatsoever. This Report or any of its portion shall not be used as a documentary evidence or otherwise before any investigative agencies or forum of law. This Report is confidential and proprietary to MIPL. The Subscriber and/or any other person(s) may not reproduce, publish or disclose any of the contents of the Report to others without the express authorization of MIPL. This Report is prepared and issued to the Subscriber without any risk, responsibility or liability on the part of MIPL or its officials.

**UNITED KINGDOM - ECONOMIC OVERVIEW**

The UK, a leading trading power and financial center, is the third largest economy in Europe after Germany and France. Agriculture is intensive, highly mechanized, and efficient by European standards, producing about 60% of food needs with less than 2% of the labor force. The UK has large coal, natural gas, and oil resources, but its oil and natural gas reserves are declining; the UK has been a net importer of energy since 2005. Services, particularly banking, insurance, and business services, are key drivers of British GDP growth. Manufacturing, meanwhile, has declined in importance but still accounts for about 10% of economic output.

In 2008, the global financial crisis hit the economy particularly hard, due to the importance of its financial sector. Falling home prices, high consumer debt, and the global economic slowdown compounded the UK's economic problems, pushing the economy into recession in the latter half of 2008 and prompting the then BROWN (Labour) government to implement a number of measures to stimulate the economy and stabilize the financial markets. Facing burgeoning public deficits and debt levels, in 2010 the then CAMERON-led coalition government (between Conservatives and Liberal Democrats) initiated an austerity program, which has continued under the Conservative government. However, the deficit still remains one of the highest in the G7, standing at 3.6% of GDP as of 2017, and the UK has pledged to lower its corporation tax from 20% to 17% by 2020. The UK had a debt burden of 90.4% GDP at the end of 2017.

The UK economy has begun to slow since the referendum vote to leave the EU in June 2016. A sustained depreciation of the British pound has increased consumer and producer prices, weighing on consumer spending without spurring a meaningful increase in exports. The UK has an extensive trade relationship with other EU members through its single market membership, and economic observers have warned the exit will jeopardize its position as the central location for European financial services. Prime Minister MAY is seeking a new "deep and special" trade relationship with the EU following the UK's exit. However, economists doubt that the UK will be able to preserve the benefits of EU membership without the obligations. The UK is expected to officially leave the EU by the end of March 2019.

Source : CIA

## **COMPANY NAME AND ADDRESS**

Company Name: PERSTORP UK LTD.  
Company No: 02715398  
Company Status: Active - Accounts Filed  
Status: Active  
Registered Address: PERSTORP BARONET ROAD WARRINGTON CHESHIRE WA4 6HA

## **COMPANY NAME**

PERSTORP UK LTD.

## **COMPANY NUMBER**

02715398

## **COMPANY SUMMARY**

Registered Address PERSTORP BARONET ROAD  
WARRINGTON  
CHESHIRE  
WA4 6HA  
Trading Address Baronet Works  
Baronet Road  
Warrington  
Cheshire  
WA4 6HA  
Website Address <http://www.perstorp.com>  
Telephone Number 01614390900  
Fax Number  
TPS No  
FPS Yes  
Incorporation Date 18/05/1992  
Previous Name NESTE CHEMICALS UK LTD  
Type Private limited with Share Capital  
FTSE Index -  
Date of Change 19/03/2002  
Filing Date of Accounts 28/09/2018  
Currency EUR  
Share Capital £40,010,000  
SIC07 20590

**DISCLAIMER** : This Report is **PRIVATE & CONFIDENTIAL** and it is prepared at the request of and for its use by the Subscriber only. The Subscriber shall use the contents of the Report merely as an aid to its business. Mira Inform Private Limited ("MIPL") has collated information/data in the Report, which have not been verified unless otherwise specifically mentioned in the Report. The Subscriber shall independently verify the accuracy and correctness of the information/data before in any way acting upon the same. MIPL shall not be liable for any harm, injury, loss or damage caused to the Subscriber due to default by the Subscriber's debtors/beneficiaries in fulfilling their obligations of any nature whatsoever. This Report or any of its portion shall not be used as a documentary evidence or otherwise before any investigative agencies or forum of law. This Report is confidential and proprietary to MIPL. The Subscriber and/or any other person(s) may not reproduce, publish or disclose any of the contents of the Report to others without the express authorization of MIPL. This Report is prepared and issued to the Subscriber without any risk, responsibility or liability on the part of MIPL or its officials.

Charity Number -  
SIC07 Description MANUFACTURE OF OTHER CHEMICAL PRODUCTS N.E.C.  
Principal Activity Manufacture and selling of chemicals and polymers and the capacity of agent Perstorp group companies.

## **ADDITIONAL INFORMATION**

CCJ's 0 (£0)  
No CCJ Information To Display  
Ultimate Holding Company PERSTORP HOLDING AB  
Accountant -  
Mortgages 6  
Trade Debtors -  
Group 3 companies  
Linkages 31 companies  
Countries In 13 countries

## **KEY FINANCIALS**

Year to Date	Turnover	Pre Tax Profit	Shareholder's Funds	Employees
31/12/2017	£119,480,000	£14,686,000	£28,005,000	82
31/12/2016	£88,919,000	-£5,615,000	£14,325,000	83
31/12/2015	£73,880,000	-£526,000	£19,037,000	86

## **MORTGAGE SUMMARY**

Total Mortgage 6  
Outstanding 6  
Satisfied 0

## **TRADE DEBTORS / BAD DEBT SUMMARY**

Total Number of Documented Trade 1  
Total Value of Documented Trade £2,257

## **COMMENTARY**

This company's return on total assets employed ratio indicates a highly efficient use of assets.

**DISCLAIMER** : This Report is **PRIVATE & CONFIDENTIAL** and it is prepared at the request of and for its use by the Subscriber only. The Subscriber shall use the contents of the Report merely as an aid to its business. Mira Inform Private Limited ("MIPL") has collated information/data in the Report, which have not been verified unless otherwise specifically mentioned in the Report. The Subscriber shall independently verify the accuracy and correctness of the information/data before in any way acting upon the same. MIPL shall not be liable for any harm, injury, loss or damage caused to the Subscriber due to default by the Subscriber's debtors/beneficiaries in fulfilling their obligations of any nature whatsoever. This Report or any of its portion shall not be used as a documentary evidence or otherwise before any investigative agencies or forum of law. This Report is confidential and proprietary to MIPL. The Subscriber and/or any other person(s) may not reproduce, publish or disclose any of the contents of the Report to others without the express authorization of MIPL. This Report is prepared and issued to the Subscriber without any risk, responsibility or liability on the part of MIPL or its officials.

This company has made late payments on a medium percentage of invoices.
This company's ratio of total liabilities to total assets indicates the presence of moderate equity funding.
The company has more cash than short term bank borrowings.
This company trades in an industry with a moderate level of corporate failures.

## CCJ

Total Number of Exact CCJs -	0	Total Value of Exact CCJs -	
Total Number of Possible CCJs -	0	Total Value of Possible CCJs -	
Total Number of Satisfied CCJs -	0	Total Value of Satisfied CCJs -	
Total Number of Writs -	-		

Total Current Directors	3	Total Current Secretaries	1
Total Previous Directors / Company Secretaries	33	Total Person's With Significant Control	0

## CURRENT DIRECTORS

<b>Title</b>	Mr	<b>Function</b>	Director
<b>Name</b>	David Philip Turner	<b>Nationality</b>	British
<b>Date of Birth</b>	04/1964	<b>Present Appointments</b>	2
<b>Latest Address</b>	16 Fairhaven, Weston, Crewe, Cheshire	<b>Appointment Date</b>	01/05/2006

<b>Post Code</b>	CW2 5GG		
<b>Title</b>	Mr	<b>Function</b>	Director
<b>Name</b>	Olof Magnus Lanner	<b>Nationality</b>	Swedish
<b>Date of Birth</b>	07/1969	<b>Present Appointments</b>	1
<b>Latest Address</b>	Perstorp Baronet Road, Warrington, Cheshire	<b>Appointment Date</b>	05/01/2015
<b>Post Code</b>	WA4 6HA		

<b>Title</b>	Mr	<b>Function</b>	Director
<b>Name</b>	Paul Shelley	<b>Nationality</b>	British
<b>Date of Birth</b>	01/1961	<b>Present Appointments</b>	1
<b>Latest Address</b>	Perstorp Baronet Road, Warrington, Cheshire	<b>Appointment Date</b>	01/08/2015
<b>Post Code</b>	WA4 6HA		

## **CURRENT COMPANY SECRETARY**







<b>Title</b>	Mr	<b>Function</b>	Company Secretary
<b>Name</b>	David Philip Turner	<b>Nationality</b>	British
<b>Date of Birth</b>	04/1964	<b>Present Appointments</b>	2
<b>Latest Address</b>	16 Fairhaven, Weston, Crewe, Cheshire	<b>Appointment Date</b>	01/05/2006
<b>Post Code</b>	CW2 5GG		

## **TOP SHAREHOLDERS**










Name	Currency	Share Count	Share Type	Nominal Value	% of Total Share Count
PERSTORP AB	EUR	40,000,000	ORDINARY A	1	99.98
PERSTORP AB	EUR	10,000	ORDINARY	1	0.02

## **FINANCIALS**








### **Profit & Loss**

	Date Of Accounts	31/12/17	(%)	31/12/16	(%)	31/12/15	(%)	31/12/14	(%)	31/12/13
	Weeks	52	(%)	52	(%)	52	(%)	52	(%)	52
	Currency	GBP	(%)	GBP	(%)	GBP	(%)	GBP	(%)	GBP
	Consolidated A/cs	N	(%)	N	(%)	N	(%)	N	(%)	N
	<b>Turnover</b>	<b>£119,480,000</b>	<b>34.4 %</b>	<b>£88,919,000</b>	<b>20.4 %</b>	<b>£73,880,000</b>	<b>- 10.6 %</b>	<b>£82,633,000</b>	<b>6.3%</b>	<b>£77,704,000</b>
	Export	-	-	-	-	-	-	-	-	-
	Cost of Sales	£74,861,000	42.5 %	£52,547,000	13.9 %	£46,144,000	- 24.7 %	£61,244,000	7.2%	£57,147,000
	Gross Profit	£44,619,000	22.7 %	£36,372,000	31.1 %	£27,736,000	29.7 %	£21,389,000	4%	£20,557,000
	Wages & Salaries	£5,893,000	10.3 %	£5,342,000	-1.8%	£5,441,000	2.7%	£5,300,000	2.4%	£5,178,000
	Directors Emoluments	£274,000	-5.8%	£291,000	1.7%	£286,000	1.4%	£282,000	8.5%	£260,000











**DISCLAIMER** : This Report is **PRIVATE & CONFIDENTIAL** and it is prepared at the request of and for its use by the Subscriber only. The Subscriber shall use the contents of the Report merely as an aid to its business. Mira Inform Private Limited ("MIPL") has collated information/data in the Report, which have not been verified unless otherwise specifically mentioned in the Report. The Subscriber shall independently verify the accuracy and correctness of the information/data before in any way acting upon the same. MIPL shall not be liable for any harm, injury, loss or damage caused to the Subscriber due to default by the Subscriber's debtors/beneficiaries in fulfilling their obligations of any nature whatsoever. This Report or any of its portion shall not be used as a documentary evidence or otherwise before any investigative agencies or forum of law. This Report is confidential and proprietary to MIPL. The Subscriber and/or any other person(s) may not reproduce, publish or disclose any of the contents of the Report to others without the express authorization of MIPL. This Report is prepared and issued to the Subscriber without any risk, responsibility or liability on the part of MIPL or its officials.

	<b>Operating Profit</b>	<b>£20,860,000</b>	<b>16.2%</b>	<b>£17,946,000</b>	<b>58.4%</b>	<b>£11,330,000</b>	<b>138%</b>	<b>£4,761,000</b>	<b>687.1%</b>	<b>-£811,000</b>
	Depreciation	£5,954,000	8%	£5,513,000	0.1%	£5,506,000	-0.1%	£5,510,000	4.1%	£5,291,000
	Audit Fees	£34,000	3%	£33,000	-	£33,000	3.1%	£32,000	3.2%	£31,000
	Interest Payments	£10,659,000	-59.5%	£26,288,000	105.5%	£12,794,000	50.8%	£8,486,000	-4.2%	£8,857,000
	<b>Pre Tax Profit</b>	<b>£14,686,000</b>	<b>361.5%</b>	<b>-£5,615,000</b>	<b>-967.5%</b>	<b>-£526,000</b>	<b>89.6%</b>	<b>-£5,060,000</b>	<b>45%</b>	<b>-£9,201,000</b>
	Taxation	-£1,006,000	-211.4%	£903,000	356.1%	£198,000	-75.2%	£797,000	732.5%	-£126,000
	Profit After Tax	£13,680,000	390.3%	-£4,712,000	-999.9%	-£328,000	92.3%	-£4,263,000	54.3%	-£9,327,000
	Dividends Payable	-	-	-	-	-	-	-	-	-
	<b>Retained Profit</b>	<b>£13,680,000</b>	<b>390.3%</b>	<b>-£4,712,000</b>	<b>-999.9%</b>	<b>-£328,000</b>	<b>92.3%</b>	<b>-£4,263,000</b>	<b>54.3%</b>	<b>-£9,327,000</b>






**Balance Sheet**

	Date Of Accounts	31/12/17	(%)	31/12/16	(%)	31/12/15	(%)	31/12/14	(%)	31/12/13
	Tangible Assets	£62,319,000	-2.9%	£64,187,000	-11.2%	£72,263,000	-10.5%	£80,727,000	-7.9%	£87,652,000
	Intangible Assets	£26,186,000	-	£26,186,000	-	£26,186,000	-	£26,186,000	-	£26,186,000
	<b>Total Fixed Assets</b>	<b>£88,505,000</b>	<b>-2.1%</b>	<b>£90,373,000</b>	<b>-8.2%</b>	<b>£98,449,000</b>	<b>-7.9%</b>	<b>£106,913,000</b>	<b>-6.1%</b>	<b>£113,838,000</b>
	Stock	£7,412,000	30.4%	£5,682,000	-2.8%	£5,845,000	-6.1%	£6,226,000	-20.1%	£7,790,000
	Trade Debtors	£3,858,000	37.3%	£2,810,000	41.2%	£1,990,000	-73.5%	£7,516,000	11.6%	£6,736,000
	Cash	£28,562,000	94.7%	£14,669,000	-32.5%	£21,742,000	129.1%	£9,490,000	-3%	£9,782,000
	Other Debtors	£4,937,000	44.3%	£3,421,000	-17.3%	£4,135,000	-11.6%	£4,679,000	48.8%	£3,144,000

**DISCLAIMER** : This Report is **PRIVATE & CONFIDENTIAL** and it is prepared at the request of and for its use by the Subscriber only. The Subscriber shall use the contents of the Report merely as an aid to its business. Mira Inform Private Limited ("MIPL") has collated information/data in the Report, which have not been verified unless otherwise specifically mentioned in the Report. The Subscriber shall independently verify the accuracy and correctness of the information/data before in any way acting upon the same. MIPL shall not be liable for any harm, injury, loss or damage caused to the Subscriber due to default by the Subscriber's debtors/beneficiaries in fulfilling their obligations of any nature whatsoever. This Report or any of its portion shall not be used as a documentary evidence or otherwise before any investigative agencies or forum of law. This Report is confidential and proprietary to MIPL. The Subscriber and/or any other person(s) may not reproduce, publish or disclose any of the contents of the Report to others without the express authorization of MIPL. This Report is prepared and issued to the Subscriber without any risk, responsibility or liability on the part of MIPL or its officials.

	Miscellaneous Current Assets	0	-	0	-	0	-	0	-	0
	<b>Total Current Assets</b>	<b>£44,769,000</b>	<b>68.4%</b>	<b>£26,582,000</b>	<b>-21.1%</b>	<b>£33,712,000</b>	<b>20.8%</b>	<b>£27,911,000</b>	<b>1.7%</b>	<b>£27,452,000</b>
	Trade Creditors	£11,574,000	81.6%	£6,375,000	47.7%	£4,317,000	-26.5%	£5,875,000	-38%	£9,480,000
	Bank Loans & Overdrafts	0	-	0	-	0	-	0	-	0
	Other Short Term Finance	£3,902,000	18.8%	£3,285,000	-88.6%	£28,856,000	-0.9%	£29,121,000	1.8%	£28,614,000
	Miscellaneous Current Liabilities	£2,501,000	41.3%	£1,770,000	55.9%	£1,135,000	-1.8%	£1,156,000	66.3%	£695,000
	<b>Total Current Liabilities</b>	<b>£17,977,000</b>	<b>57.3%</b>	<b>£11,430,000</b>	<b>-66.7%</b>	<b>£34,308,000</b>	<b>-5.1%</b>	<b>£36,152,000</b>	<b>-6.8%</b>	<b>£38,789,000</b>
	Bank Loans & Overdrafts and LTL	£87,292,000	-4.3%	£91,200,000	15.7%	£78,816,000	-0.6%	£79,307,000	0.6%	£78,873,000
	Other Long Term Finance	£83,153,000	-5.1%	£87,616,000	19.1%	£73,544,000	1.2%	£72,654,000	1.7%	£71,423,000
	<b>Total Long Term Liabilities</b>	<b>£87,292,000</b>	<b>-4.3%</b>	<b>£91,200,000</b>	<b>15.7%</b>	<b>£78,816,000</b>	<b>-0.6%</b>	<b>£79,307,000</b>	<b>0.6%</b>	<b>£78,873,000</b>






**Capital & Reserves**

	Date Of Accounts	31/12/17	(%)	31/12/16	(%)	31/12/15	(%)	31/12/14	(%)	31/12/13
	Called Up Share Capital	£29,702,000	-	£29,702,000	-	£29,702,000	-	£29,702,000	-	£29,702,000
	P & L Account Reserve	£1,697,000	89%	£15,377,000	44.2%	£10,665,000	3.2%	£10,337,000	70.2%	£6,074,000
	Revaluation Reserve	-	-	-	-	-	-	-	-	-
	Sundry Reserves	-	-	-	-	-	-	-	-	-
	<b>Sharehold</b>	<b>£28,005,000</b>	<b>95.5%</b>	<b>£14,325,000</b>	<b>-</b>	<b>£19,037,000</b>	<b>-</b>	<b>£19,365,000</b>	<b>-18%</b>	<b>£23,628,000</b>





**DISCLAIMER** : This Report is **PRIVATE & CONFIDENTIAL** and it is prepared at the request of and for its use by the Subscriber only. The Subscriber shall use the contents of the Report merely as an aid to its business. Mira Inform Private Limited ("MIPL") has collated information/data in the Report, which have not been verified unless otherwise specifically mentioned in the Report. The Subscriber shall independently verify the accuracy and correctness of the information/data before in any way acting upon the same. MIPL shall not be liable for any harm, injury, loss or damage caused to the Subscriber due to default by the Subscriber's debtors/beneficiaries in fulfilling their obligations of any nature whatsoever. This Report or any of its portion shall not be used as a documentary evidence or otherwise before any investigative agencies or forum of law. This Report is confidential and proprietary to MIPL. The Subscriber and/or any other person(s) may not reproduce, publish or disclose any of the contents of the Report to others without the express authorization of MIPL. This Report is prepared and issued to the Subscriber without any risk, responsibility or liability on the part of MIPL or its officials.

	er Funds	00	%	00	24.8	00	1.7	00		00
					%		%			

**Other Financial Items**

	Date Of Accounts	31/12/17	(%)	31/12/16	(%)	31/12/15	(%)	31/12/14	(%)	31/12/13
	Net Worth	£1,819,000	115.3%	- £11,861,000	- 65.9%	- £7,149,000	- 4.8%	- £6,821,000	- 166.7%	- £2,558,000
	Working Capital	£26,792,000	76.8%	£15,152,000	999.9%	-£596,000	92.8%	- £8,241,000	27.3%	- £11,337,000
	Total Assets	£133,274,000	14%	£116,955,000	- 11.5%	£132,161,000	-2%	£134,824,000	-4.6%	£141,290,000
	Total Liabilities	£105,269,000	2.6%	£102,630,000	-9.3%	£113,124,000	-2%	£115,459,000	-1.9%	£117,662,000
	Net Assets	£28,005,000	95.5%	£14,325,000	- 24.8%	£19,037,000	- 1.7%	£19,365,000	-18%	£23,628,000



**Cash Flow**

	Date Of Accounts	31/12/17	(%)	31/12/16	(%)	31/12/15	(%)	31/12/14	(%)	31/12/13
	Net Cashflow from Operations	£20,608,000	28.9%	£15,987,000	18.3%	£13,511,000	999.9%	£1,076,000	- 66.9%	£3,246,000
	Net Cashflow before Financing	£14,462,000	247.9%	- £9,780,000	- 177.6%	£12,605,000	999.9%	- £177,000	53.8%	- £383,000
	Net Cashflow from Financing	-	-	-	-	-	-	-	100%	- £1,213,000
	Increase in Cash	£14,462,000	247.9%	- £9,780,000	- 177.6%	£12,605,000	999.9%	- £177,000	88.9%	- £1,596,000















**Miscellaneous**

	Date Of Accounts	31/12/17	(%)	31/12/16	(%)	31/12/15	(%)	31/12/14	(%)	31/12/13
--	------------------	----------	-----	----------	-----	----------	-----	----------	-----	----------

**DISCLAIMER** : This Report is **PRIVATE & CONFIDENTIAL** and it is prepared at the request of and for its use by the Subscriber only. The Subscriber shall use the contents of the Report merely as an aid to its business. Mira Inform Private Limited ("MIPL") has collated information/data in the Report, which have not been verified unless otherwise specifically mentioned in the Report. The Subscriber shall independently verify the accuracy and correctness of the information/data before in any way acting upon the same. MIPL shall not be liable for any harm, injury, loss or damage caused to the Subscriber due to default by the Subscriber's debtors/beneficiaries in fulfilling their obligations of any nature whatsoever. This Report or any of its portion shall not be used as a documentary evidence or otherwise before any investigative agencies or forum of law. This Report is confidential and proprietary to MIPL. The Subscriber and/or any other person(s) may not reproduce, publish or disclose any of the contents of the Report to others without the express authorization of MIPL. This Report is prepared and issued to the Subscriber without any risk, responsibility or liability on the part of MIPL or its officials.

	Contingent Liability	NO	-	NO	-	NO	-	NO	-	NO
	Capital Employed	£115,297,000	9.3 %	£105,525,000	7.8 %	£97,853,000	-0.8 %	£98,672,000	-3.7 %	£102,501,000
	Number of Employees	82	-1.2 %	83	-3.5 %	86	-3.4 %	89	1.1 %	88
	Accountants									
	Auditors	PRICEWATERHOUSECOOPERS LLP								
	Auditor Comments	The audit report contains no adverse comments								
	Bankers	NORDEA BANK								
	Bank Branch Code	40-48-78								

## ***RATIOS***

	Date Of Accounts	31/12/17	31/12/16	31/12/15	31/12/14	31/12/13
	Pre-tax profit margin %	12.29	-6.31	-0.71	-6.12	-11.84
	Current ratio	2.49	2.33	0.98	0.77	0.71
	Sales/Net Working Capital	4.46	5.87	-123.96	-10.03	-6.85
	Gearing %	311.70	636.60	414	409.50	333.80
	Equity in %	26.20	15.80	18	17.80	20.50
	Creditor Days	35.26	26.09	21.26	25.87	44.40
	Debtor Days	11.75	11.50	9.80	33.10	31.55
	Liquidity/Acid Test	2.07	1.82	0.81	0.59	0.50
	Return On Capital Employed %	12.73	-5.32	-0.53	-5.12	-8.97
	Return On Total Assets Employed %	11.01	-4.80	-0.39	-3.75	-6.51
	Current Debt Ratio	0.64	0.79	1.80	1.86	1.64
	Total Debt Ratio	3.75	7.16	5.94	5.96	4.97
	Stock Turnover Ratio %	6.20	6.39	7.91	7.53	10.02
	Return on Net Assets Employed %	52.44	-39.19	-2.76	-26.12	-38.94

**DISCLAIMER** : This Report is **PRIVATE & CONFIDENTIAL** and it is prepared at the request of and for its use by the Subscriber only. The Subscriber shall use the contents of the Report merely as an aid to its business. Mira Inform Private Limited ("MIPL") has collated information/data in the Report, which have not been verified unless otherwise specifically mentioned in the Report. The Subscriber shall independently verify the accuracy and correctness of the information/data before in any way acting upon the same. MIPL shall not be liable for any harm, injury, loss or damage caused to the Subscriber due to default by the Subscriber's debtors/beneficiaries in fulfilling their obligations of any nature whatsoever. This Report or any of its portion shall not be used as a documentary evidence or otherwise before any investigative agencies or forum of law. This Report is confidential and proprietary to MIPL. The Subscriber and/or any other person(s) may not reproduce, publish or disclose any of the contents of the Report to others without the express authorization of MIPL. This Report is prepared and issued to the Subscriber without any risk, responsibility or liability on the part of MIPL or its officials.

**Report Notes**

There are no notes to display.

**Status History**

No Status History found

**EVENT HISTORY**

Date	Description
10/10/2018	New Accounts Filed
14/09/2018	Payment Data Update Received
19/06/2018	Payment Data Update Received
19/05/2018	Payment Data Update Received
18/05/2018	Confirmation Statement
20/03/2018	Payment Data Update Received
20/02/2018	Payment Data Update Received
19/01/2018	Payment Data Update Received
10/01/2018	Payment Data Update Received
17/10/2017	Payment Data Update Received
08/10/2017	Payment Data Update Received
07/10/2017	New Accounts Filed
07/10/2017	New Accounts Filed
03/06/2017	Confirmation Statement
11/01/2017	Payment Data Update Received

**PREVIOUS COMPANY NAMES**

Date	Previous Name
19/03/2002	NESTE CHEMICALS UK LTD
01/03/1994	PLASTILON (UK) LIMITED
21/08/1992	UNITTRADE LIMITED

**Writ Details**

No writs found

**STATISTICS**

<b>Group</b>	3 companies
--------------	-------------

**DISCLAIMER** : This Report is **PRIVATE & CONFIDENTIAL** and it is prepared at the request of and for its use by the Subscriber only. The Subscriber shall use the contents of the Report merely as an aid to its business. Mira Inform Private Limited ("MIPL") has collated information/data in the Report, which have not been verified unless otherwise specifically mentioned in the Report. The Subscriber shall independently verify the accuracy and correctness of the information/data before in any way acting upon the same. MIPL shall not be liable for any harm, injury, loss or damage caused to the Subscriber due to default by the Subscriber's debtors/beneficiaries in fulfilling their obligations of any nature whatsoever. This Report or any of its portion shall not be used as a documentary evidence or otherwise before any investigative agencies or forum of law. This Report is confidential and proprietary to MIPL. The Subscriber and/or any other person(s) may not reproduce, publish or disclose any of the contents of the Report to others without the express authorization of MIPL. This Report is prepared and issued to the Subscriber without any risk, responsibility or liability on the part of MIPL or its officials.

<b>Linkages</b>	31 companies
<b>Countries</b>	In 13 countries

## **SUMMARY**

<b>Holding Company</b>	-
<b>Ownership Status</b>	Wholly Owned
<b>Ultimate Holding Company</b>	PERSTORP HOLDING AB

## **GROUP STRUCTURE**

Company Name	Registered Number	Latest Key Financials	Consol. Accounts	Turnover
PERSTORP HOLDING AB	5566674205	31.12.2017	Y	59,000 KSEK
PERSTORP AKTIEBOLAG	5560246513	31.12.2017	Y	695,000 KSEK
<b>PERSTORP UK LTD.</b>	<b>02715398</b>	<b>31.12.2017</b>	<b>N</b>	<b>£119,480,000</b>

## **OTHER LINKED COMPANIES**

Name	Number	Latest Key Financials	Turnover
VENCOREX HOLDING	504867300	31.12.2017	€3,170,764
VENCOREX FRANCE	444187884	31.12.2017	€319,123,180
CHLORALP	411129612	31.12.2017	€1,797,670
VENCOREX TDI	504868183	31.12.2017	€5,626,582
PERSTORP SPECIALTY CHEMICALS AB	5562476290	31.12.2017	3,528,330 KSEK
PERSTORP CHEMICALS GMBH	HRB 1900	31.12.2016	€83,561,344
PERSTORP OXO AB	5560410895	31.12.2017	4,081,284 KSEK
POLIALCOLI S.R.L.	BG442893	-	
PERSTORP BIOPRODUCTS AS	815643062	31.12.2017	63,094 KNOK
FAR POLYMERS SRL	BG438780	31.12.2017	€26,966,654

**DISCLAIMER** : This Report is **PRIVATE & CONFIDENTIAL** and it is prepared at the request of and for its use by the Subscriber only. The Subscriber shall use the contents of the Report merely as an aid to its business. Mira Inform Private Limited ("MIPL") has collated information/data in the Report, which have not been verified unless otherwise specifically mentioned in the Report. The Subscriber shall independently verify the accuracy and correctness of the information/data before in any way acting upon the same. MIPL shall not be liable for any harm, injury, loss or damage caused to the Subscriber due to default by the Subscriber's debtors/beneficiaries in fulfilling their obligations of any nature whatsoever. This Report or any of its portion shall not be used as a documentary evidence or otherwise before any investigative agencies or forum of law. This Report is confidential and proprietary to MIPL. The Subscriber and/or any other person(s) may not reproduce, publish or disclose any of the contents of the Report to others without the express authorization of MIPL. This Report is prepared and issued to the Subscriber without any risk, responsibility or liability on the part of MIPL or its officials.

POLIOLI S.P.A.	AL248783	31.12.2016	€26,779,638
PERSTORP FINANCIAL SERVICES AB	5567624563	31.12.2017	
PERSTORP SERVICE GMBH	HRB 6542	31.12.2016	€2,061,231
PERSTORP WASPIK B.V.	18116759	31.12.2016	€36,883,000
PERSTORP SPECIALTY CHEMICALS HOLDING B.V.	23092336	31.12.2017	
PERSTORP FASTIGHETS AB	5565713798	31.12.2017	116,901 KSEK
PERSTORP BIOPRODUCTS AB	5567285779	31.12.2017	1,586,442 KSEK
PERSTORP SERVICES AB	5590369574	31.12.2017	
PERSTORP SPECIALITY CHEMICALS B.V.	23091252	31.12.2017	
PERSTORP HOLDING B.V.	34089250	31.12.2015	

## **MORTGAGE DETAILS**

<b>Mortgage Type:</b>			
<b>Date Charge Created:</b>	14/12/17		
<b>Date Charge Registered:</b>	14/12/17		
<b>Date Charge Satisfied:</b>	-		
<b>Status:</b>	OUTSTANDING		
<b>Person(s) Entitled:</b>	THE LAW DEBENTURE TRUST CORPORATION P.L.C.;		
<b>Amount Secured:</b>			
<b>Details:</b>	NOT APPLICABLECONTAINS FIXED CHARGE.CONTAINS FLOATING CHARGE.FLOATING CHARGE COVERS ALL THE PROPERTY OR UNDERTAKING OF THE COMPANY.CONTAINS NEGATIVE PLEDGE.		
<b>Mortgage Type:</b>			
<b>Date Charge Created:</b>	18/11/16		
<b>Date Charge Registered:</b>	23/11/16		
<b>Date Charge Satisfied:</b>	-		
<b>Status:</b>	OUTSTANDING		
<b>Person(s) Entitled:</b>	THE LAW DEBENTURE TRUST CORPORATION P.L.C.;		
<b>Amount Secured:</b>			
<b>Details:</b>	CONTAINS FIXED CHARGE.CONTAINS FLOATINGCHARGE.CONTAINS NEGATIVE PLEDGE.		
<b>Mortgage Type:</b>	FIXED AND FLOATING SECURITY DOCUMENT		
<b>Date Charge Created:</b>	15/11/12		

**DISCLAIMER :** This Report is **PRIVATE & CONFIDENTIAL** and it is prepared at the request of and for its use by the Subscriber only. The Subscriber shall use the contents of the Report merely as an aid to its business. Mira Inform Private Limited ("MIPL") has collated information/data in the Report, which have not been verified unless otherwise specifically mentioned in the Report. The Subscriber shall independently verify the accuracy and correctness of the information/data before in any way acting upon the same. MIPL shall not be liable for any harm, injury, loss or damage caused to the Subscriber due to default by the Subscriber's debtors/beneficiaries in fulfilling their obligations of any nature whatsoever. This Report or any of its portion shall not be used as a documentary evidence or otherwise before any investigative agencies or forum of law. This Report is confidential and proprietary to MIPL. The Subscriber and/or any other person(s) may not reproduce, publish or disclose any of the contents of the Report to others without the express authorization of MIPL. This Report is prepared and issued to the Subscriber without any risk, responsibility or liability on the part of MIPL or its officials.

<b>Date Charge Registered:</b>	15/11/12		
<b>Date Charge Satisfied:</b>	-		
<b>Status:</b>	OUTSTANDING		
<b>Person(s) Entitled:</b>	J.P. MORGAN EUROPE LIMITED AS SECURITY AGENT;		
<b>Amount Secured:</b>			
<b>Details:</b>	FIXED AND FLOATING CHARGE OVER THE UNDERTAKING AND ALL PROPERTY AND ASSETS PRESENT AND FUTURE, INCLUDING GOODWILL, BOOKDEBTS, UNCALLED CAPITAL, BUILDINGS, FIXTURES, FIXED PLANT & MACHINERY SEE IMAGEFOR FULL DETAILS		
<b>Mortgage Type:</b>	FIXED AND FLOATING SECURITY DOCUMENT		
<b>Date Charge Created:</b>	28/06/12		
<b>Date Charge Registered:</b>	16/07/12		
<b>Date Charge Satisfied:</b>	-		
<b>Status:</b>	OUTSTANDING		
<b>Person(s) Entitled:</b>	SVENSKA HANDELSBANKEN AB (PUBL) AS SECURITY AGENT FOR THE BENEFIT OF THE SECURED PARTIES;		
<b>Amount Secured:</b>			
<b>Details:</b>	FIXED AND FLOATING CHARGE OVER THE UNDERTAKING AND ALL PROPERTY AND ASSETS PRESENT AND FUTURE, INCLUDING GOODWILL, BOOKDEBTS, UNCALLED CAPITAL, BUILDINGS, FIXTURES, FIXED PLANT & MACHINERY SEE IMAGEFOR FULL DETAILS		

<b>Mortgage Type:</b>	FIXED AND FLOATING SECURITY DOCUMENT		
<b>Date Charge Created:</b>	28/08/08		
<b>Date Charge Registered:</b>	03/09/08		
<b>Date Charge Satisfied:</b>	-		
<b>Status:</b>	OUTSTANDING		
<b>Person(s) Entitled:</b>	SVENSKA HANDELSBANKEN AB (PUBL);		
<b>Amount Secured:</b>			
<b>Details:</b>	FIXED AND FLOATING CHARGE OVER THE UNDERTAKING AND ALL PROPERTY AND ASSETS PRESENT AND FUTURE, INCLUDING GOODWILL, BOOKDEBTS, UNCALLED CAPITAL, BUILDINGS, FIXTURES, FIXED PLANT & MACHINERY SEE IMAGEFOR FULL DETAILS		
<b>Mortgage Type:</b>	FIXED AND FLOATING SECURITY DOCUMENT		
<b>Date Charge Created:</b>	24/01/08		
<b>Date Charge Registered:</b>	29/01/08		
<b>Date Charge Satisfied:</b>	-		
<b>Status:</b>	OUTSTANDING		
<b>Person(s) Entitled:</b>	SVENSKA HANDELSBANKEN AB (PUBL) AS SECURITY AGENT FOR THE BENEFIT OF THE FINANCE PARTIES;		
<b>Amount Secured:</b>			
<b>Details:</b>	FIXED AND FLOATING CHARGES OVER THE UNDERTAKING AND ALL PROPERTY AND ASSETS PRESENT AND FUTURE INCLUDING GOODWILL BOOKDEBTS UNCALLED CAPITAL BUILDINGS FIXTURES FIXED PLANT AND MACHINERYSEE THE MORTGAGE CHARGE DOCUMENT FOR FULL DETAILS		

**Creditor Details**

**DISCLAIMER :** This Report is **PRIVATE & CONFIDENTIAL** and it is prepared at the request of and for its use by the Subscriber only. The Subscriber shall use the contents of the Report merely as an aid to its business. Mira Inform Private Limited ("MIPL") has collated information/data in the Report, which have not been verified unless otherwise specifically mentioned in the Report. The Subscriber shall independently verify the accuracy and correctness of the information/data before in any way acting upon the same. MIPL shall not be liable for any harm, injury, loss or damage caused to the Subscriber due to default by the Subscriber's debtors/beneficiaries in fulfilling their obligations of any nature whatsoever. This Report or any of its portion shall not be used as a documentary evidence or otherwise before any investigative agencies or forum of law. This Report is confidential and proprietary to MIPL. The Subscriber and/or any other person(s) may not reproduce, publish or disclose any of the contents of the Report to others without the express authorization of MIPL. This Report is prepared and issued to the Subscriber without any risk, responsibility or liability on the part of MIPL or its officials.

	Total Number	Total Value
Trade Creditors	0	-

No Creditor Data

## **TRADE DEBTORS / BAD DEBT DETAIL**

	Total Number of Documented Trade	Total Value of Documented Trade
Trade Debtors	1	£2,257

Company Name	Amount	Statement Date
Atlas Polymers Ltd	£2,257	22/07/2011

## **PREVIOUS DIRECTOR/COMPANY SECRETARIES**

Name	Current Active Appointments	Previous Appointments	Dissolved Companies
Elisabeth Anne Butler	0	1	5
Dan Lundquist	0	1	0
Michael Douglas Cope	0	3	0
Michael Douglas Cope	0	3	0
Gabriel Rebourcet	0	1	0
David John Roberts	0	2	0
David John Roberts	0	2	0
Juha Olavi Laaksonen	0	1	0
Per Inge Christer Pettersson	0	1	0
Alfred Colson	0	3	0
Markku Lauri Juhana Rautanen	0	1	0
Philippe Albert Schittenhelm	0	1	0
Jerker Karl Erik Olsson	0	1	0
Anders Goran Lundin	0	2	1
Ake Oster	0	1	0
John Orjan Ekstrom	0	1	0
Peter Thord Karsberg	0	1	0
Mauro Mattiuzzo	1	36	52
Mauro Mattiuzzo	1	36	52
Nigel Timothy Cooper	1	1	0
Kerstin Anita Haak	0	1	0
Erik Jihan Marten Olausson	0	1	0
Mats Olle Persson	0	1	0
Lennart Bo Gustar Hagelqvist	0	1	0

**DISCLAIMER** : This Report is **PRIVATE & CONFIDENTIAL** and it is prepared at the request of and for its use by the Subscriber only. The Subscriber shall use the contents of the Report merely as an aid to its business. Mira Inform Private Limited ("MIPL") has collated information/data in the Report, which have not been verified unless otherwise specifically mentioned in the Report. The Subscriber shall independently verify the accuracy and correctness of the information/data before in any way acting upon the same. MIPL shall not be liable for any harm, injury, loss or damage caused to the Subscriber due to default by the Subscriber's debtors/beneficiaries in fulfilling their obligations of any nature whatsoever. This Report or any of its portion shall not be used as a documentary evidence or otherwise before any investigative agencies or forum of law. This Report is confidential and proprietary to MIPL. The Subscriber and/or any other person(s) may not reproduce, publish or disclose any of the contents of the Report to others without the express authorization of MIPL. This Report is prepared and issued to the Subscriber without any risk, responsibility or liability on the part of MIPL or its officials.

Stewart Derbyshire	0	1	0
Josefina Sallen Akesson	0	1	0
NOROSE LIMITED	0	114	366
NORTON ROSE LIMITED	0	228	716
NORTON ROSE LIMITED	0	228	716
Johanna Marie Driessen	0	1	0
Eva Brita Walter	0	1	0
Elin Sohlberg	0	1	0
Marie Gronborg	0	1	0
Total Persons With Significant Control	0	Total Statements	1
Active	0	Active	1
Ceased	0	Ceased	0

**Active Persons With Significant Control**

No Active Persons With Significant Control To Display

**Ceased Persons With Significant Control**

No Ceased Persons With Significant Control To Display

**Active Statements**

Statement	The company knows or has reasonable cause to believe that there is no registrable person or registrable relevant legal entity in relation to the company		
Notified On	15/05/2017		

**Ceased Statements**

No Ceased Statements To Display

**FOREIGN EXCHANGE RATES**

Currency	Unit	Indian Rupees
US Dollar	1	INR 70.71
UK Pound	1	INR 90.65
Euro	1	INR 80.27
GBP	1	INR 90.27

**Note** : Above are approximate rates obtained from sources believed to be correct

**INFORMATION DETAILS**

<b>Analysis Done by :</b>	PRI
<b>Report Prepared by :</b>	SYL

**DISCLAIMER** : This Report is **PRIVATE & CONFIDENTIAL** and it is prepared at the request of and for its use by the Subscriber only. The Subscriber shall use the contents of the Report merely as an aid to its business. Mira Inform Private Limited ("MIPL") has collated information/data in the Report, which have not been verified unless otherwise specifically mentioned in the Report. The Subscriber shall independently verify the accuracy and correctness of the information/data before in any way acting upon the same. MIPL shall not be liable for any harm, injury, loss or damage caused to the Subscriber due to default by the Subscriber's debtors/beneficiaries in fulfilling their obligations of any nature whatsoever. This Report or any of its portion shall not be used as a documentary evidence or otherwise before any investigative agencies or forum of law. This Report is confidential and proprietary to MIPL. The Subscriber and/or any other person(s) may not reproduce, publish or disclose any of the contents of the Report to others without the express authorization of MIPL. This Report is prepared and issued to the Subscriber without any risk, responsibility or liability on the part of MIPL or its officials.

**RATING EXPLANATIONS**

Credit Rating	Explanation	Rating Comments
A++	Minimum Risk	Business dealings permissible with minimum risk of default
A+	Low Risk	Business dealings permissible with low risk of default
A	Acceptable Risk	Business dealings permissible with moderate risk of default
B	Medium Risk	Business dealings permissible on a regular monitoring basis
C	Medium High Risk	Business dealings permissible preferably on secured basis
D	High Risk	Business dealing not recommended or on secured terms only
NB	New Business	No recommendation can be done due to business in infancy stage
NT	No Trace	No recommendation can be done as the business is not traceable

NB is stated where there is insufficient information to facilitate rating. However, it is not to be considered as unfavourable.

This score serves as a reference to assess SC's credit risk and to set the amount of credit to be extended. It is calculated from a composite of weighted scores obtained from each of the major sections of this report. The assessed factors are as follows:

- Financial condition covering various ratios
- Company background and operations size
- Promoters / Management background
- Payment record
- Litigation against the subject
- Industry scenario / competitor analysis
- Supplier / Customer / Banker review (wherever available)

**DISCLAIMER** : This Report is **PRIVATE & CONFIDENTIAL** and it is prepared at the request of and for its use by the Subscriber only. The Subscriber shall use the contents of the Report merely as an aid to its business. Mira Inform Private Limited ("MIPL") has collated information/data in the Report, which have not been verified unless otherwise specifically mentioned in the Report. The Subscriber shall independently verify the accuracy and correctness of the information/data before in any way acting upon the same. MIPL shall not be liable for any harm, injury, loss or damage caused to the Subscriber due to default by the Subscriber's debtors/beneficiaries in fulfilling their obligations of any nature whatsoever. This Report or any of its portion shall not be used as a documentary evidence or otherwise before any investigative agencies or forum of law. This Report is confidential and proprietary to MIPL. The Subscriber and/or any other person(s) may not reproduce, publish or disclose any of the contents of the Report to others without the express authorization of MIPL. This Report is prepared and issued to the Subscriber without any risk, responsibility or liability on the part of MIPL or its officials.