

MIRA INFORM REPORT

Report No. :	541955
Report Date :	28.11.2018

IDENTIFICATION DETAILS

Name :	M R J (UK) LIMITED
Registered Office :	1 Barons Mead, Harrow, Ha1 1yb
Country :	United Kingdom
Financials (as on) :	31.03.2018
Date of Incorporation :	01.04.2014
Com. Reg. No.:	08969596
Legal Form :	Private limited with Share Capital
Line of Business :	Non-Specialised Wholesale Trade [We tried to confirm / obtain the detailed activity but the same is not available from any sources]
No. of Employees :	3

RATING & COMMENTS

(Mira Inform has adopted New Rating mechanism w.e.f. 23rd January 2017)

MIRA's Rating :

A

Credit Rating	Explanation	Rating Comments
A	Acceptable Risk	Business dealings permissible with moderate risk of default

Status :	Satisfactory
Payment Behaviour :	No Complaints
Litigation :	Clear

NOTES :

Any query related to this report can be made on e-mail : infodept@mirainform.com while quoting report number, name and date.

ECGC Country Risk Classification List

Country Name	Previous Rating (30.06.2018)	Current Rating (30.09.2018)
United Kingdom	A1	A1

Risk Category	ECGC Classification
Insignificant	A1
Low Risk	A2
Moderately Low Risk	B1
Moderate Risk	B2
Moderately High Risk	C1
High Risk	C2
Very High Risk	D

UNITED KINGDOM - ECONOMIC OVERVIEW

The UK, a leading trading power and financial center, is the third largest economy in Europe after Germany and France. Agriculture is intensive, highly mechanized, and efficient by European standards, producing about 60% of food needs with less than 2% of the labor force. The UK has large coal, natural gas, and oil resources, but its oil and natural gas reserves are declining; the UK has been a net importer of energy since 2005. Services, particularly banking, insurance, and business services, are key drivers of British GDP growth. Manufacturing, meanwhile, has declined in importance but still accounts for about 10% of economic output.

In 2008, the global financial crisis hit the economy particularly hard, due to the importance of its financial sector. Falling home prices, high consumer debt, and the global economic slowdown compounded the UK's economic problems, pushing the economy into recession in the latter half of 2008 and prompting the then BROWN (Labour) government to implement a number of measures to stimulate the economy and stabilize the financial markets. Facing burgeoning public deficits and debt levels, in 2010 the then CAMERON-led coalition government (between Conservatives and Liberal Democrats) initiated an austerity program, which has continued under the Conservative government. However, the deficit still remains one of the highest in the G7, standing at 3.6% of GDP as of 2017, and the UK has pledged to lower its corporation tax from 20% to 17% by 2020. The UK had a debt burden of 90.4% GDP at the end of 2017.

The UK economy has begun to slow since the referendum vote to leave the EU in June 2016. A sustained depreciation of the British pound has increased consumer and producer prices, weighing on consumer spending without spurring a meaningful increase in exports. The UK has an extensive trade relationship with other EU members through its single market membership, and economic observers have warned the exit will jeopardize its position as the central location for European financial services. Prime Minister MAY is seeking a new "deep and special" trade relationship with the EU following the UK's exit. However, economists doubt that the UK will be able to preserve the benefits of EU membership without the obligations. The UK is expected to officially leave the EU by the end of March 2019.

Source : CIA

COMPANY NAME AND ADDRESS

Company Name: **M R J (UK) LIMITED**
Company No: **08969596**
Registered Address: **1 BARONS MEAD HARROW HA1 1YB**

COMPANY SUMMARY

Registered Address 1 BARONS MEAD
HARROW
HA1 1YB

Trading Address 1 Barons Mead
Harrow
Middlesex
HA1 1YB

Website Address <http://www.mrj.co.uk>

Telephone Number 02088193249

Fax Number

TPS No

FPS Yes

Incorporation Date 01/04/2014

Previous Name

Type Private limited with Share Capital

FTSE Index -

Date of Change -

Filing Date of Accounts 25/10/2018

Currency GBP

Share Capital £100

SIC07 46900

M R J (UK) LIMITED - 541955

PAGE NO. : 5

Charity Number -
SIC07 Description NON-SPECIALISED WHOLESALE TRADE
Principal Activity

ADDITIONAL INFORMATION

CCJ's 0 (£0)
No CCJ Information To Display
Ultimate Holding Company -
Accountant -
Mortgages 0
Group 0 companies
Linkages 0 companies
Countries In 0 countries

KEY FINANCIALS

Year to Date	Turnover	Pre Tax Profit	Shareholder's Funds	Employees
31/03/2018	-	-	£110,207	3
31/03/2017	-	-	£110,910	4
31/03/2016	-	-	£66,242	-

MORTGAGE SUMMARY

Total Mortgage 0
Outstanding 0
Satisfied 0

TRADE DEBTORS / BAD DEBT SUMMARY

Total Number of Documented Trade 0
Total Value of Documented Trade £0

COMMENTARY

This company has been treated as a Small company in respect of the rating/limit generated.

The latest Balance Sheet indicates a very positive net working capital position.

The latest cash balances represent a positive level in terms of the overall outstanding creditor obligations.

This company trades in an industry with a moderate level of corporate failures.

CCJ

Total Number of Exact CCJs -	0	Total Value of Exact CCJs -	
Total Number of Possible CCJs -	0	Total Value of Possible CCJs -	
Total Number of Satisfied CCJs -	0	Total Value of Satisfied CCJs -	
Total Number of Writs -	-		

Total Current Directors	1	Total Current Secretaries	0
Total Previous Directors / Company Secretaries	1	Total Person's With Significant Control	2

CURRENT DIRECTORS

Title	Mr	Function	Director
Name	Paresh Dinkerrai Seth	Nationality	British
Date of Birth	05/1966	Present Appointments	2
Latest Address	1 Barons Mead, Harrow	Appointment Date	01/04/2014
Post Code	HA1 1YB		
Other Actions	View Director Report	View Consumer Report	View AML Report
	View Trace Report	View Compliance Report	

CURRENT COMPANY SECRETARY
















Top Shareholders

Name	Currency	Share Count	Share Type	Nominal Value	% of Total Share Count
NEETABEH SETH	GBP	50	ORDINARY	1	50
PARESH SETH	GBP	50	ORDINARY	1	50









DISCLAIMER : This Report is **PRIVATE & CONFIDENTIAL** and it is prepared at the request of and for its use by the Subscriber only. The Subscriber shall use the contents of the Report merely as an aid to its business. Mira Inform Private Limited ("MIPL") has collated information/data in the Report, which have not been verified unless otherwise specifically mentioned in the Report. The Subscriber shall independently verify the accuracy and correctness of the information/data before in any way acting upon the same. MIPL shall not be liable for any harm, injury, loss or damage caused to the Subscriber due to default by the Subscriber's debtors/beneficiaries in fulfilling their obligations of any nature whatsoever. This Report or any of its portion shall not be used as a documentary evidence or otherwise before any investigative agencies or forum of law. This Report is confidential and proprietary to MIPL. The Subscriber and/or any other person(s) may not reproduce, publish or disclose any of the contents of the Report to others without the express authorization of MIPL. This Report is prepared and issued to the Subscriber without any risk, responsibility or liability on the part of MIPL or its officials.

FINANCIALS










Profit & Loss

	Date Of Accounts	31/03/18	(%)	31/03/17	(%)	31/03/16	(%)	31/03/15	(%)	-
	Weeks	52	(%)	52	(%)	52	(%)	52	(%)	-
	Currency	GBP	(%)	GBP	(%)	GBP	(%)	GBP	(%)	-
	Consolidated A/cs	N	(%)	N	(%)	N	(%)	N	(%)	-
	Turnover	-	-	-	-	-	-	-	-	-
	Export	-	-	-	-	-	-	-	-	-
	Cost of Sales	-	-	-	-	-	-	-	-	-
	Gross Profit	-	-	-	-	-	-	-	-	-
	Wages & Salaries	-	-	-	-	-	-	-	-	-
	Directors Emoluments	-	-	-	-	-	-	-	-	-
	Operating Profit	-	-	-	-	-	-	-	-	-
	Depreciation	£1,222	2.8%	£1,189	-1.7%	£1,209	85.4%	£652	-	-
	Audit Fees	-	-	-	-	-	-	-	-	-
	Interest Payments	-	-	-	-	-	-	-	-	-
	Pre Tax Profit	-	-	-	-	-	-	-	-	-
	Taxation	-	-	-	-	-	-	-	-	-
	Profit After Tax	-	-	-	-	-	-	-	-	-
	Dividends Payable	-	-	-	-	-	-	-	-	-
	Retained Profit	-	-	-	-	-	-	-	-	-






Balance Sheet

	Date Of Accounts	31/03/18	(%)	31/03/17	(%)	31/03/16	(%)	31/03/15	(%)	-
	Tangible Assets	£3,667	2.6%	£3,573	-1.6%	£3,630	58%	£2,298	-	-
	Intangible Assets	0	-	0	-	0	-	0	-	-
	Total Fixed Assets	£3,667	2.6%	£3,573	-1.6%	£3,630	58%	£2,298	-	-
	Stock	£64,602	102.5%	£31,897	-19.3%	£39,536	113.7%	£18,505	-	-
	Trade Debtors	£141,601	-11.3%	£159,559	22.4%	£130,306	78.8%	£72,867	-	-
	Cash	£98,030	58.3%	£61,932	1.5%	£61,044	87.4%	£32,568	-	-
	Other Debtors	0	-	0	-	0	-	0	-	-
	Miscellaneous Current Assets	0	-	0	-	0	-	0	-	-






DISCLAIMER : This Report is **PRIVATE & CONFIDENTIAL** and it is prepared at the request of and for its use by the Subscriber only. The Subscriber shall use the contents of the Report merely as an aid to its business. Mira Inform Private Limited ("MIPL") has collated information/data in the Report, which have not been verified unless otherwise specifically mentioned in the Report. The Subscriber shall independently verify the accuracy and correctness of the information/data before in any way acting upon the same. MIPL shall not be liable for any harm, injury, loss or damage caused to the Subscriber due to default by the Subscriber's debtors/beneficiaries in fulfilling their obligations of any nature whatsoever. This Report or any of its portion shall not be used as a documentary evidence or otherwise before any investigative agencies or forum of law. This Report is confidential and proprietary to MIPL. The Subscriber and/or any other person(s) may not reproduce, publish or disclose any of the contents of the Report to others without the express authorization of MIPL. This Report is prepared and issued to the Subscriber without any risk, responsibility or liability on the part of MIPL or its officials.

	Total Current Assets	£304,233	20.1%	£253,388	9.7%	£230,886	86.3%	£123,940	-	-
	Trade Creditors	£197,693	35.4%	£146,051	- 13.2%	£168,274	79.1%	£93,980	-	-
	Bank Loans & Overdrafts	0	-	0	-	0	-	0	-	-
	Other Short Term Finance	0	-	0	-	0	-	0	-	-
	Miscellaneous Current Liabilities	0	-	0	-	0	-	0	-	-
	Total Current Liabilities	£197,693	35.4%	£146,051	- 13.2%	£168,274	79.1%	£93,980	-	-
	Bank Loans & Overdrafts and LTL	0	-	0	-	0	-	0	-	-
	Other Long Term Finance	0	-	0	-	0	-	0	-	-
	Total Long Term Liabilities	0	-	0	-	0	-	0	-	-





Capital & Reserves

	Date Of Accounts	31/03/18	(%)	31/03/17	(%)	31/03/16	(%)	31/03/15	(%)	-
	Called Up Share Capital	£100	-	£100	-	£100	-	£100	-	-
	P & L Account Reserve	£110,107	-0.6%	£110,810	67.5%	£66,142	105.7%	£32,158	-	-
	Revaluation Reserve	-	-	-	-	-	-	-	-	-
	Sundry Reserves	-	-	-	-	-	-	-	-	-
	Shareholder Funds	£110,207	-0.6%	£110,910	67.4%	£66,242	105.4%	£32,258	-	-

Other Financial Items



	Date Of Accounts	31/03/18	(%)	31/03/17	(%)	31/03/16	(%)	31/03/15	(%)	-
	Net Worth	£110,207	-0.6%	£110,910	67.4%	£66,242	105.4%	£32,258	-	-
	Working Capital	£106,540	-0.7%	£107,337	71.4%	£62,612	109%	£29,960	-	-
	Total Assets	£307,900	19.8%	£256,961	9.6%	£234,516	85.8%	£126,238	-	-
	Total Liabilities	£197,693	35.4%	£146,051	-13.2%	£168,274	79.1%	£93,980	-	-
	Net Assets	£110,207	-0.6%	£110,910	67.4%	£66,242	105.4%	£32,258	-	-

Cash Flow















	Date Of Accounts	31/03/18	(%)	31/03/17	(%)	31/03/16	(%)	31/03/15	(%)	-
	Net Cashflow from Operations	-	-	-	-	-	-	-	-	-
	Net Cashflow before Financing	-	-	-	-	-	-	-	-	-
	Net Cashflow from Financing	-	-	-	-	-	-	-	-	-
	Increase in Cash	-	-	-	-	-	-	-	-	-

DISCLAIMER : This Report is **PRIVATE & CONFIDENTIAL** and it is prepared at the request of and for its use by the Subscriber only. The Subscriber shall use the contents of the Report merely as an aid to its business. Mira Inform Private Limited ("MIPL") has collated information/data in the Report, which have not been verified unless otherwise specifically mentioned in the Report. The Subscriber shall independently verify the accuracy and correctness of the information/data before in any way acting upon the same. MIPL shall not be liable for any harm, injury, loss or damage caused to the Subscriber due to default by the Subscriber's debtors/beneficiaries in fulfilling their obligations of any nature whatsoever. This Report or any of its portion shall not be used as a documentary evidence or otherwise before any investigative agencies or forum of law. This Report is confidential and proprietary to MIPL. The Subscriber and/or any other person(s) may not reproduce, publish or disclose any of the contents of the Report to others without the express authorization of MIPL. This Report is prepared and issued to the Subscriber without any risk, responsibility or liability on the part of MIPL or its officials.

Miscellaneous

	Date Of Accounts	31/03/18	(%)	31/03/17	(%)	31/03/16	(%)	31/03/15	(%)	-
	Contingent Liability	NO	-	NO	-	NO	-	NO	-	-
	Capital Employed	£110,207	-0.6%	£110,910	67.4%	£66,242	105.4%	£32,258	-	-
	Number of Employees	3	-25%	4	-	-	-	-	-	-
	Accountants									
	Auditors									
	Auditor Comments	The company is exempt from audit								
	Bankers									
	Bank Branch Code									

Ratios

	Date Of Accounts	31/03/18	31/03/17	31/03/16	31/03/15	-
	Pre-tax profit margin %	-	-	-	-	-
	Current ratio	1.54	1.73	1.37	1.32	-
	Sales/Net Working Capital	-	-	-	-	-
	Gearing %	0	0	0	0	-
	Equity in %	35.80	43.20	28.20	25.60	-
	Creditor Days	-	-	-	-	-
	Debtor Days	-	-	-	-	-
	Liquidity/Acid Test	1.21	1.51	1.13	1.12	-
	Return On Capital Employed %	-	-	-	-	-
	Return On Total Assets Employed %	-	-	-	-	-
	Current Debt Ratio	1.79	1.31	2.54	2.91	-
	Total Debt Ratio	1.79	1.31	2.54	2.91	-
	Stock Turnover Ratio %	-	-	-	-	-
	Return on Net Assets Employed %	-	-	-	-	-

EVENT HISTORY VIEW DOCUMENTS

Date	Description
01/11/2018	New Accounts Filed
22/05/2018	Payment Data Update Received
07/05/2018	Confirmation Statement
03/04/2018	Payment Data Update Received
06/03/2018	Payment Data Update Received
17/02/2018	Payment Data Update Received

DISCLAIMER : This Report is **PRIVATE & CONFIDENTIAL** and it is prepared at the request of and for its use by the Subscriber only. The Subscriber shall use the contents of the Report merely as an aid to its business. Mira Inform Private Limited ("MIPL") has collated information/data in the Report, which have not been verified unless otherwise specifically mentioned in the Report. The Subscriber shall independently verify the accuracy and correctness of the information/data before in any way acting upon the same. MIPL shall not be liable for any harm, injury, loss or damage caused to the Subscriber due to default by the Subscriber's debtors/beneficiaries in fulfilling their obligations of any nature whatsoever. This Report or any of its portion shall not be used as a documentary evidence or otherwise before any investigative agencies or forum of law. This Report is confidential and proprietary to MIPL. The Subscriber and/or any other person(s) may not reproduce, publish or disclose any of the contents of the Report to others without the express authorization of MIPL. This Report is prepared and issued to the Subscriber without any risk, responsibility or liability on the part of MIPL or its officials.

M R J (UK) LIMITED - 541955

PAGE NO. : 10

23/11/2017	New Accounts Filed
12/05/2017	Confirmation Statement
29/09/2016	New Accounts Filed
22/04/2016	Annual Returns
25/05/2015	New Accounts Filed
02/05/2015	Annual Returns
18/04/2014	Annual Returns
16/04/2014	New Board Member Mr P. Seth appointed
10/04/2014	Mrs B. Kahan has left the board

Previous Company Names

No Previous Names found

Writ Details

No writs found

STATISTICS

Group	-
Linkages	0 companies
Countries	In 0 countries

SUMMARY

Holding Company	-
Ownership Status	
Ultimate Holding Company	-

Group Structure Full

No Group Structure

Group	0 companies
Linkages	0 companies
Countries	In 0 countries

PREVIOUS DIRECTOR/COMPANY SECRETARIES

Name	Current Active Appointments	Previous Appointments	Dissolved Companies
Barbara Kahan	354	13007	9433
Total Persons With Significant Control	2	Total Statements	0

DISCLAIMER : This Report is **PRIVATE & CONFIDENTIAL** and it is prepared at the request of and for its use by the Subscriber only. The Subscriber shall use the contents of the Report merely as an aid to its business. Mira Inform Private Limited ("MIPL") has collated information/data in the Report, which have not been verified unless otherwise specifically mentioned in the Report. The Subscriber shall independently verify the accuracy and correctness of the information/data before in any way acting upon the same. MIPL shall not be liable for any harm, injury, loss or damage caused to the Subscriber due to default by the Subscriber's debtors/beneficiaries in fulfilling their obligations of any nature whatsoever. This Report or any of its portion shall not be used as a documentary evidence or otherwise before any investigative agencies or forum of law. This Report is confidential and proprietary to MIPL. The Subscriber and/or any other person(s) may not reproduce, publish or disclose any of the contents of the Report to others without the express authorization of MIPL. This Report is prepared and issued to the Subscriber without any risk, responsibility or liability on the part of MIPL or its officials.

Active	2	Active	0
Ceased	0	Ceased	0

ACTIVE PERSONS WITH SIGNIFICANT CONTROL

Name	Mr Paresh Dinkerrai Seth	Kind	Individual Person With Significant Control
Address	1 Barons Mead, Harrow	Country Of Residence	England
Post Code	HA1 1YB	Nationality	British
Date of Birth	05/1966	Notified On	06/04/2016
Nature Of Control	Ownership Of Shares 25 To 50 Percent, Voting Rights 25 To 50 Percent		
Name	Mrs Neetaben Seth	Kind	Individual Person With Significant Control
Address	1 Barons Mead, Harrow	Country Of Residence	England
Post Code	HA1 1YB	Nationality	British
Date of Birth	12/1966	Notified On	06/04/2016
Nature Of Control	Ownership Of Shares 25 To 50 Percent, Voting Rights 25 To 50 Percent		

Ceased Persons With Significant Control

No Ceased Persons With Significant Control To Display

Active Statements

No Active Statements To Display

Ceased Statements

No Ceased Statements To Display

FOREIGN EXCHANGE RATES

Currency	Unit	Indian Rupees
US Dollar	1	INR 70.91
UK Pound	1	INR 90.84
Euro	1	INR 80.42
GBP	1	INR 90.10

Note : Above are approximate rates obtained from sources believed to be correct

INFORMATION DETAILS

Analysis Done by :	PRI
Report Prepared by :	KET

DISCLAIMER : This Report is **PRIVATE & CONFIDENTIAL** and it is prepared at the request of and for its use by the Subscriber only. The Subscriber shall use the contents of the Report merely as an aid to its business. Mira Inform Private Limited ("MIPL") has collated information/data in the Report, which have not been verified unless otherwise specifically mentioned in the Report. The Subscriber shall independently verify the accuracy and correctness of the information/data before in any way acting upon the same. MIPL shall not be liable for any harm, injury, loss or damage caused to the Subscriber due to default by the Subscriber's debtors/beneficiaries in fulfilling their obligations of any nature whatsoever. This Report or any of its portion shall not be used as a documentary evidence or otherwise before any investigative agencies or forum of law. This Report is confidential and proprietary to MIPL. The Subscriber and/or any other person(s) may not reproduce, publish or disclose any of the contents of the Report to others without the express authorization of MIPL. This Report is prepared and issued to the Subscriber without any risk, responsibility or liability on the part of MIPL or its officials.

RATING EXPLANATIONS

Credit Rating	Explanation	Rating Comments
A++	Minimum Risk	Business dealings permissible with minimum risk of default
A+	Low Risk	Business dealings permissible with low risk of default
A	Acceptable Risk	Business dealings permissible with moderate risk of default
B	Medium Risk	Business dealings permissible on a regular monitoring basis
C	Medium High Risk	Business dealings permissible preferably on secured basis
D	High Risk	Business dealing not recommended or on secured terms only
NB	New Business	No recommendation can be done due to business in infancy stage
NT	No Trace	No recommendation can be done as the business is not traceable

NB is stated where there is insufficient information to facilitate rating. However, it is not to be considered as unfavourable.

This score serves as a reference to assess SC's credit risk and to set the amount of credit to be extended. It is calculated from a composite of weighted scores obtained from each of the major sections of this report. The assessed factors are as follows:

- Financial condition covering various ratios
- Company background and operations size
- Promoters / Management background
- Payment record
- Litigation against the subject
- Industry scenario / competitor analysis
- Supplier / Customer / Banker review (wherever available)