

## MIRA INFORM REPORT

<b>Report No. :</b>	542096
<b>Report Date :</b>	28.11.2018

### IDENTIFICATION DETAILS

<b>Name :</b>	SPICEWAY WHOLESALE LIMITED
<b>Registered Office :</b>	Unit 4 college fields business c, prince georges road, merton, sw19 2px
<b>Country :</b>	United kingdom
<b>Financials (as on) :</b>	31.01.2018
<b>Date of Incorporation :</b>	11.01.2017
<b>Com. Reg. No.:</b>	10558045
<b>Legal Form :</b>	Private limited with share capital
<b>Line of Business :</b>	Wholesale of other food, including fish, crustaceans and molluscs
<b>No. of Employees :</b>	Not Available

**RATING & COMMENTS**

(Mira Inform has adopted New Rating mechanism w.e.f. 23<sup>rd</sup> January 2017)

**MIRA's Rating :**

B

Credit Rating	Explanation	Rating Comments
B	Medium Risk	Business dealings permissible on a regular monitoring basis

<b>Maximum Credit Limit :</b>	£5,000
<b>Status :</b>	Relatively New Business
<b>Payment Behaviour :</b>	Slow but Correct
<b>Litigation :</b>	Clear

**NOTES :**

Any query related to this report can be made on e-mail : [infodept@mirainform.com](mailto:infodept@mirainform.com) while quoting report number, name and date.

**ECGC Country Risk Classification List**

Country Name	Previous Rating (30.06.2018)	Current Rating (30.09.2018)
United Kingdom	A1	A1

Risk Category	ECGC Classification
Insignificant	A1
Low Risk	A2
Moderately Low Risk	B1
Moderate Risk	B2
Moderately High Risk	C1
High Risk	C2
Very High Risk	D

**UNITED KINGDOM - ECONOMIC OVERVIEW**

The UK, a leading trading power and financial center, is the third largest economy in Europe after Germany and France. Agriculture is intensive, highly mechanized, and efficient by European standards, producing about 60% of food needs with less than 2% of the labor force. The UK has large coal, natural gas, and oil resources, but its oil and natural gas reserves are declining; the UK has been a net importer of energy since 2005. Services, particularly banking, insurance, and business services, are key drivers of British GDP growth. Manufacturing, meanwhile, has declined in importance but still accounts for about 10% of economic output.

In 2008, the global financial crisis hit the economy particularly hard, due to the importance of its financial sector. Falling home prices, high consumer debt, and the global economic slowdown compounded the UK's economic problems, pushing the economy into recession in the latter half of 2008 and prompting the then BROWN (Labour) government to implement a number of measures to stimulate the economy and stabilize the financial markets. Facing burgeoning public deficits and debt levels, in 2010 the then CAMERON-led coalition government (between Conservatives and Liberal Democrats) initiated an austerity program, which has continued under the Conservative government. However, the deficit still remains one of the highest in the G7, standing at 3.6% of GDP as of 2017, and the UK has pledged to lower its corporation tax from 20% to 17% by 2020. The UK had a debt burden of 90.4% GDP at the end of 2017.

The UK economy has begun to slow since the referendum vote to leave the EU in June 2016. A sustained depreciation of the British pound has increased consumer and producer prices, weighing on consumer spending without spurring a meaningful increase in exports. The UK has an extensive trade relationship with other EU members through its single market membership, and economic observers have warned the exit will jeopardize its position as the central location for European financial services. Prime Minister MAY is seeking a new "deep and special" trade relationship with the EU following the UK's exit. However, economists doubt that the UK will be able to preserve the benefits of EU membership without the obligations. The UK is expected to officially leave the EU by the end of March 2019.

Source : CIA

## **COMPANY NAME AND ADDRESS**

Company Name: **SPICEWAY WHOLESALE LIMITED**  
Company No: **10558045**  
Registered Address: **UNIT 4 COLLEGE FIELDS BUSINESS C PRINCE GEORGES ROAD  
MERTON SW19 2PX**

## **COMPANY SUMMARY**

**Registered Address** UNIT 4 COLLEGE FIELDS BUSINESS C  
PRINCE GEORGES ROAD  
MERTON  
SW19 2PX

**Trading Address** Unit 4 College Fields Business C  
Prince Georges Road  
Merton  
SW19 2PX  
SW19 2PX

**Website Address** -

**Telephone Number** -

**Fax Number** -

**TPS** -

**FPS** Yes

**Incorporation Date** 11/01/2017

**Previous Name**

**Type** Private limited with Share Capital

**FTSE Index** -

**Date of Change** -

**Filing Date of Accounts** 28/09/2018

**Currency** GBP

**Share Capital** £1

SIC07 46380  
Charity Number -  
SIC07 Description WHOLESAL OF OTHER FOOD, INCLUDING FISH, CRUSTACEANS  
AND MOLLUSCS  
Principal Activity

## **CREDIT LIMIT**

Credit Limit £5,000

## **ADDITIONAL INFORMATION**

CCJ's 0 (£0)  
No CCJ Information To Display  
Ultimate Holding Company -  
Accountant AT  
Mortgages 0  
Group 0 companies  
Linkages 0 companies  
Countries In 0 countries

## **KEY FINANCIALS**

Year to Date	Turnover	Pre Tax Profit	Shareholder's Funds	Employees
31/01/2018	-	-	£44,192	-
-	-	-	-	-
-	-	-	-	-

## **MORTGAGE SUMMARY**

Total Mortgage	0
Outstanding	0
Satisfied	0

## **TRADE DEBTORS / BAD DEBT SUMMARY**

Total Number of Documented Trade 0  
Total Value of Documented Trade £0

## **COMMENTARY**

The latest Balance Sheet indicates a very positive net working capital position.
This company trades in an industry with a moderate level of corporate failures.

## **CCJ**

Total Number of Exact CCJs -	0	Total Value of Exact CCJs -	
Total Number of Possible CCJs -	0	Total Value of Possible CCJs -	
Total Number of Satisfied CCJs -	0	Total Value of Satisfied CCJs -	
Total Number of Writs -	-		

Total Current Directors	1	Total Current Secretaries	0
Total Previous Directors / Company Secretaries	0	Total Person's With Significant Control	1

## **CURRENT DIRECTORS**

Title	Mr	Function	Director
Name	Muthuthamby Sivapalan	Nationality	British
Date of Birth	12/1964	Present Appointments	2
Latest Address	Unit 4 College Fields Business Centre Prince Georg, Merton	Appointment Date	11/01/2017
Post Code	SW19 2PT		
Other Actions	<a href="#">View Director Report</a>	<a href="#">View Consumer Report</a>	<a href="#">View AML Report</a>
	<a href="#">View Trace Report</a>	<a href="#">View Compliance Report</a>	















## **CURRENT COMPANY SECRETARY**

### Top Shareholders



Name	Currency	Share Count	Share Type	Nominal Value	% of Total Share Count
MUTHUTHAMBY SIVAPALAN	GBP	1	ORDINARY	1	100

## **FINANCIALS**



### Profit & Loss

	Date Of Accounts	31/01/18	(%)	-	(%)	-	(%)	-	(%)	-
	Weeks	52	(%)	-	(%)	-	(%)	-	(%)	-
	Currency	GBP	(%)	-	(%)	-	(%)	-	(%)	-
	Consolidated A/cs	N	(%)	-	(%)	-	(%)	-	(%)	-
	<b>Turnover</b>	-	-	-	-	-	-	-	-	-
	Export	-	-	-	-	-	-	-	-	-
	Cost of Sales	-	-	-	-	-	-	-	-	-
	Gross Profit	-	-	-	-	-	-	-	-	-
	Wages & Salaries	-	-	-	-	-	-	-	-	-
	Directors Emoluments	-	-	-	-	-	-	-	-	-
	<b>Operating Profit</b>	-	-	-	-	-	-	-	-	-
	Depreciation	£5,000	-	-	-	-	-	-	-	-
	Audit Fees	-	-	-	-	-	-	-	-	-
	Interest Payments	-	-	-	-	-	-	-	-	-
	<b>Pre Tax Profit</b>	-	-	-	-	-	-	-	-	-
	Taxation	-	-	-	-	-	-	-	-	-
	Profit After Tax	-	-	-	-	-	-	-	-	-
	Dividends Payable	-	-	-	-	-	-	-	-	-
	<b>Retained Profit</b>	-	-	-	-	-	-	-	-	-






### Balance Sheet

	Date Of Accounts	31/01/18	(%)	-	(%)	-	(%)	-	(%)	-
	Tangible Assets	£20,000	-	-	-	-	-	-	-	-
	Intangible Assets	0	-	-	-	-	-	-	-	-






**DISCLAIMER** : This Report is **PRIVATE & CONFIDENTIAL** and it is prepared at the request of and for its use by the Subscriber only. The Subscriber shall use the contents of the Report merely as an aid to its business. Mira Inform Private Limited ("MIPL") has collated information/data in the Report, which have not been verified unless otherwise specifically mentioned in the Report. The Subscriber shall independently verify the accuracy and correctness of the information/data before in any way acting upon the same. MIPL shall not be liable for any harm, injury, loss or damage caused to the Subscriber due to default by the Subscriber's debtors/beneficiaries in fulfilling their obligations of any nature whatsoever. This Report or any of its portion shall not be used as a documentary evidence or otherwise before any investigative agencies or forum of law. This Report is confidential and proprietary to MIPL. The Subscriber and/or any other person(s) may not reproduce, publish or disclose any of the contents of the Report to others without the express authorization of MIPL. This Report is prepared and issued to the Subscriber without any risk, responsibility or liability on the part of MIPL or its officials.

	<b>Total Fixed Assets</b>	<b>£20,000</b>	-	-	-	-	-	-	-	-
	Stock	£198,063	-	-	-	-	-	-	-	-
	Trade Debtors	£61,250	-	-	-	-	-	-	-	-
	Cash	£14,648	-	-	-	-	-	-	-	-
	Other Debtors	0	-	-	-	-	-	-	-	-
	Miscellaneous Current Assets	0	-	-	-	-	-	-	-	-
	<b>Total Current Assets</b>	<b>£273,961</b>	-	-	-	-	-	-	-	-
	Trade Creditors	£53,869	-	-	-	-	-	-	-	-
	Bank Loans & Overdrafts	0	-	-	-	-	-	-	-	-
	Other Short Term Finance	0	-	-	-	-	-	-	-	-
	Miscellaneous Current Liabilities	0	-	-	-	-	-	-	-	-
	<b>Total Current Liabilities</b>	<b>£53,869</b>	-	-	-	-	-	-	-	-
	Bank Loans & Overdrafts and LTL	£195,900	-	-	-	-	-	-	-	-
	Other Long Term Finance	£192,100	-	-	-	-	-	-	-	-
	<b>Total Long Term Liabilities</b>	<b>£195,900</b>	-	-	-	-	-	-	-	-

**Capital & Reserves**

	<b>Date Of Accounts</b>	<b>31/01/18</b>	<b>(%)</b>	-	<b>(%)</b>	-	<b>(%)</b>	-	<b>(%)</b>	-
	Called Up Share Capital	£1	-	-	-	-	-	-	-	-
	P & L Account Reserve	£44,191	-	-	-	-	-	-	-	-
	Revaluation Reserve	-	-	-	-	-	-	-	-	-
	Sundry Reserves	-	-	-	-	-	-	-	-	-
	<b>Shareholder Funds</b>	<b>£44,192</b>	-	-	-	-	-	-	-	-





**Other Financial Items**

	<b>Date Of Accounts</b>	<b>31/01/18</b>	<b>(%)</b>	-	<b>(%)</b>	-	<b>(%)</b>	-	<b>(%)</b>	-
	<b>Net Worth</b>	<b>£44,192</b>	-	-	-	-	-	-	-	-
	<b>Working Capital</b>	<b>£220,092</b>	-	-	-	-	-	-	-	-
	<b>Total Assets</b>	<b>£293,961</b>	-	-	-	-	-	-	-	-
	<b>Total Liabilities</b>	<b>£249,769</b>	-	-	-	-	-	-	-	-
	<b>Net Assets</b>	<b>£44,192</b>	-	-	-	-	-	-	-	-



**Cash Flow**

	<b>Date Of Accounts</b>	<b>31/01/18</b>	<b>(%)</b>	-	<b>(%)</b>	-	<b>(%)</b>	-	<b>(%)</b>	-
--	-------------------------	-----------------	------------	---	------------	---	------------	---	------------	---















**DISCLAIMER** : This Report is **PRIVATE & CONFIDENTIAL** and it is prepared at the request of and for its use by the Subscriber only. The Subscriber shall use the contents of the Report merely as an aid to its business. Mira Inform Private Limited ("MIPL") has collated information/data in the Report, which have not been verified unless otherwise specifically mentioned in the Report. The Subscriber shall independently verify the accuracy and correctness of the information/data before in any way acting upon the same. MIPL shall not be liable for any harm, injury, loss or damage caused to the Subscriber due to default by the Subscriber's debtors/beneficiaries in fulfilling their obligations of any nature whatsoever. This Report or any of its portion shall not be used as a documentary evidence or otherwise before any investigative agencies or forum of law. This Report is confidential and proprietary to MIPL. The Subscriber and/or any other person(s) may not reproduce, publish or disclose any of the contents of the Report to others without the express authorization of MIPL. This Report is prepared and issued to the Subscriber without any risk, responsibility or liability on the part of MIPL or its officials.

	Net Cashflow from Operations	-	-	-	-	-	-	-	-	-
	Net Cashflow before Financing	-	-	-	-	-	-	-	-	-
	Net Cashflow from Financing	-	-	-	-	-	-	-	-	-
	Increase in Cash	-	-	-	-	-	-	-	-	-

**Miscellaneous**

	Date Of Accounts	31/01/18	(%)	-	(%)	-	(%)	-	(%)	-
	Contingent Liability	NO	-	-	-	-	-	-	-	-
	Capital Employed	£240,092	-	-	-	-	-	-	-	-
	Number of Employees	-	-	-	-	-	-	-	-	-
	Accountants	AT								
	Auditors									
	Auditor Comments	The company is exempt from audit								
	Bankers									
	Bank Branch Code									

**Ratios**

	Date Of Accounts	31/01/18	-	-	-	-
	Pre-tax profit margin %	-	-	-	-	-
	Current ratio	5.09	-	-	-	-
	Sales/Net Working Capital	-	-	-	-	-
	Gearing %	443.30	-	-	-	-
	Equity in %	15	-	-	-	-
	Creditor Days	-	-	-	-	-
	Debtor Days	-	-	-	-	-
	Liquidity/Acid Test	1.40	-	-	-	-
	Return On Capital Employed %	-	-	-	-	-
	Return On Total Assets Employed %	-	-	-	-	-
	Current Debt Ratio	1.21	-	-	-	-
	Total Debt Ratio	5.65	-	-	-	-
	Stock Turnover Ratio %	-	-	-	-	-
	Return on Net Assets Employed %	-	-	-	-	-

**DISCLAIMER** : This Report is **PRIVATE & CONFIDENTIAL** and it is prepared at the request of and for its use by the Subscriber only. The Subscriber shall use the contents of the Report merely as an aid to its business. Mira Inform Private Limited ("MIPL") has collated information/data in the Report, which have not been verified unless otherwise specifically mentioned in the Report. The Subscriber shall independently verify the accuracy and correctness of the information/data before in any way acting upon the same. MIPL shall not be liable for any harm, injury, loss or damage caused to the Subscriber due to default by the Subscriber's debtors/beneficiaries in fulfilling their obligations of any nature whatsoever. This Report or any of its portion shall not be used as a documentary evidence or otherwise before any investigative agencies or forum of law. This Report is confidential and proprietary to MIPL. The Subscriber and/or any other person(s) may not reproduce, publish or disclose any of the contents of the Report to others without the express authorization of MIPL. This Report is prepared and issued to the Subscriber without any risk, responsibility or liability on the part of MIPL or its officials.

## **EVENT HISTORY VIEW DOCUMENTS**

Date	Description
04/10/2018	New Accounts Filed
20/01/2018	Confirmation Statement
14/01/2017	Annual Returns
13/01/2017	New Board Member Mr M. Sivapalan appointed

## **PREVIOUS COMPANY NAMES**

No Previous Names found

## **WRIT DETAILS**

No writs found

## **STATISTICS**

Group	-
Linkages	0 companies
Countries	In 0 countries

## **SUMMARY**

Holding Company	-
Ownership Status	
Ultimate Holding Company	-

## **GROUP STRUCTURE FULL**

No Group Structure

Group	0 companies
Linkages	0 companies
Countries	In 0 countries

**DISCLAIMER** : This Report is **PRIVATE & CONFIDENTIAL** and it is prepared at the request of and for its use by the Subscriber only. The Subscriber shall use the contents of the Report merely as an aid to its business. Mira Inform Private Limited ("MIPL") has collated information/data in the Report, which have not been verified unless otherwise specifically mentioned in the Report. The Subscriber shall independently verify the accuracy and correctness of the information/data before in any way acting upon the same. MIPL shall not be liable for any harm, injury, loss or damage caused to the Subscriber due to default by the Subscriber's debtors/beneficiaries in fulfilling their obligations of any nature whatsoever. This Report or any of its portion shall not be used as a documentary evidence or otherwise before any investigative agencies or forum of law. This Report is confidential and proprietary to MIPL. The Subscriber and/or any other person(s) may not reproduce, publish or disclose any of the contents of the Report to others without the express authorization of MIPL. This Report is prepared and issued to the Subscriber without any risk, responsibility or liability on the part of MIPL or its officials.

## **PREVIOUS DIRECTOR/COMPANY SECRETARIES**

No Previous Director Details			
<b>Total Persons With Significant Control</b>	1	<b>Total Statements</b>	0
<b>Active</b>	1	<b>Active</b>	0
<b>Ceased</b>	0	<b>Ceased</b>	0

## **ACTIVE PERSONS WITH SIGNIFICANT CONTROL**

<b>Name</b>	Mr Muthuthamby Sivapalan	<b>Kind</b>	Individual Person With Significant Control
<b>Address</b>	Unit 4 College Fields Business Centre Prince Georges Road, Merton	<b>Country Of Residence</b>	England
<b>Post Code</b>	SW19 2PX	<b>Nationality</b>	British
<b>Date of Birth</b>	12/1964	<b>Notified On</b>	11/01/2017
<b>Nature Of Control</b>	Ownership Of Shares 75 To 100 Percent, Voting Rights 75 To 100 Percent, Right To Appoint And Remove Directors		

## **CEASED PERSONS WITH SIGNIFICANT CONTROL**

No Ceased Persons With Significant Control To Display

## **ACTIVE STATEMENTS**

No Active Statements To Display

## **CEASED STATEMENTS**

No Ceased Statements To Display

**FOREIGN EXCHANGE RATES**

Currency	Unit	Indian Rupees
US Dollar	1	INR 70.91
UK Pound	1	INR 90.84
Euro	1	INR 80.42
GBP	1	INR 90.14

**Note** : Above are approximate rates obtained from sources believed to be correct

**INFORMATION DETAILS**

Analysis Done by :	NIS
Report Prepared by :	KET

**DISCLAIMER** : This Report is **PRIVATE & CONFIDENTIAL** and it is prepared at the request of and for its use by the Subscriber only. The Subscriber shall use the contents of the Report merely as an aid to its business. Mira Inform Private Limited ("MIPL") has collated information/data in the Report, which have not been verified unless otherwise specifically mentioned in the Report. The Subscriber shall independently verify the accuracy and correctness of the information/data before in any way acting upon the same. MIPL shall not be liable for any harm, injury, loss or damage caused to the Subscriber due to default by the Subscriber's debtors/beneficiaries in fulfilling their obligations of any nature whatsoever. This Report or any of its portion shall not be used as a documentary evidence or otherwise before any investigative agencies or forum of law. This Report is confidential and proprietary to MIPL. The Subscriber and/or any other person(s) may not reproduce, publish or disclose any of the contents of the Report to others without the express authorization of MIPL. This Report is prepared and issued to the Subscriber without any risk, responsibility or liability on the part of MIPL or its officials.

**RATING EXPLANATIONS**

Credit Rating	Explanation	Rating Comments
A++	Minimum Risk	Business dealings permissible with minimum risk of default
A+	Low Risk	Business dealings permissible with low risk of default
A	Acceptable Risk	Business dealings permissible with moderate risk of default
B	Medium Risk	Business dealings permissible on a regular monitoring basis
C	Medium High Risk	Business dealings permissible preferably on secured basis
D	High Risk	Business dealing not recommended or on secured terms only
NB	New Business	No recommendation can be done due to business in infancy stage
NT	No Trace	No recommendation can be done as the business is not traceable

NB is stated where there is insufficient information to facilitate rating. However, it is not to be considered as unfavourable.

This score serves as a reference to assess SC's credit risk and to set the amount of credit to be extended. It is calculated from a composite of weighted scores obtained from each of the major sections of this report. The assessed factors are as follows:

- Financial condition covering various ratios
- Company background and operations size
- Promoters / Management background
- Payment record
- Litigation against the subject
- Industry scenario / competitor analysis
- Supplier / Customer / Banker review (wherever available)