

## MIRA INFORM REPORT

<b>Report No. :</b>	541791
<b>Report Date :</b>	28.11.2018

<b>Contact No.:</b>	+91 8956 935 010 / +91 20 26879001
---------------------	------------------------------------

### IDENTIFICATION DETAILS

<b>Name :</b>	SURESH INDU LASERS PRIVATE LIMITED
<b>Registered Office :</b>	Final Plot No. 117/118, Sub Plot 19, Ramtekadi Industrial Estate, Hadapsar, Pune – 411013, Maharashtra
<b>Tel. No.:</b>	91-20-26879001 / 2 / 3
<b>Country :</b>	India
<b>Financials (as on) :</b>	31.03.2017
<b>Date of Incorporation :</b>	21.02.1990
<b>CIN No.:</b> [Company Identification No.]	U29299MH1990PTC055539
<b>Capital Investment / Paid-up Capital :</b>	INR 10.186 Million
<b>TIN No.:</b>	27730060705V
<b>PAN No.:</b> [Permanent Account No.]	AAFCS4291R
<b>GSTN :</b> [Goods & Service Tax Registration No.]	27AAFCS4291R1ZJ
<b>Legal Form :</b>	Private Limited Liability Company
<b>Line of Business :</b>	Manufacturer, Traders, Commission Agent, Buying Agents, Leasing Agents, Exporters, Dealers in Assembling, Maintenance and Servicing of lasers, and their optical components including lasers, medical lasers, education lasers and scientific lasers. [Registered Activity]

**DISCLAIMER :** This Report is **PRIVATE & CONFIDENTIAL** and it is prepared at the request of and for its use by the Subscriber only. The Subscriber shall use the contents of the Report merely as an aid to its business. Mira Inform Private Limited ("MIPL") has collated information/data in the Report, which have not been verified unless otherwise specifically mentioned in the Report. The Subscriber shall independently verify the accuracy and correctness of the information/data before in any way acting upon the same. MIPL shall not be liable for any harm, injury, loss or damage caused to the Subscriber due to default by the Subscriber's debtors/beneficiaries in fulfilling their obligations of any nature whatsoever. This Report or any of its portion shall not be used as a documentary evidence or otherwise before any investigative agencies or forum of law. This Report is confidential and proprietary to MIPL. The Subscriber and/or any other person(s) may not reproduce, publish or disclose any of the contents of the Report to others without the express authorization of MIPL. This Report is prepared and issued to the Subscriber without any risk, responsibility or liability on the part of MIPL or its officials.

<b>No. of Employees :</b>	Not Divulged
---------------------------	--------------

**RATING & COMMENTS**  
(Mira Inform has adopted New Rating mechanism w.e.f. 23<sup>rd</sup> January 2017)

<b>MIRA's Rating :</b>	<b>A</b>
------------------------	----------

Credit Rating	Explanation	Rating Comments
A	Acceptable Risk	Business dealings permissible with moderate risk of default

<b>Status :</b>	Satisfactory
<b>Payment Behaviour :</b>	Slow but correct
<b>Litigation :</b>	Clear
<b>Comments :</b>	<p>Subject was incorporated in the year 1990. It is engaged in manufacturing, trading and providing servicing of lasers and their optical components including industrial lasers and scientific lasers.</p> <p>For the financial year 2017, the company has achieved 69.82% growth in its revenue as compared to the previous year revenue along with average profit margin of 1.37%.</p> <p>The satisfactory financial profile of the company is marked by comfortable networth base along with average debt coverage indicators.</p> <p>The rating takes into consideration the subject's long established track record of the business operations along with extensive experience of its promoters.</p> <p>Business is active. Payment seems to be slow but correct.</p> <p>In view of aforesaid, the company can be considered for business dealings at usual trade terms and conditions.</p>

**NOTES :**

Any query related to this report can be made on e-mail : [infodept@mirainform.com](mailto:infodept@mirainform.com) while quoting report number, name and date.

**ECGC Country Risk Classification List**

Country Name	Previous Rating (30.06.2018)	Current Rating (30.09.2018)
India	A1	A1

Risk Category	ECGC Classification
Insignificant	A1

**DISCLAIMER :** This Report is **PRIVATE & CONFIDENTIAL** and it is prepared at the request of and for its use by the Subscriber only. The Subscriber shall use the contents of the Report merely as an aid to its business. Mira Inform Private Limited ("MIPL") has collated information/data in the Report, which have not been verified unless otherwise specifically mentioned in the Report. The Subscriber shall independently verify the accuracy and correctness of the information/data before in any way acting upon the same. MIPL shall not be liable for any harm, injury, loss or damage caused to the Subscriber due to default by the Subscriber's debtors/beneficiaries in fulfilling their obligations of any nature whatsoever. This Report or any of its portion shall not be used as a documentary evidence or otherwise before any investigative agencies or forum of law. This Report is confidential and proprietary to MIPL. The Subscriber and/or any other person(s) may not reproduce, publish or disclose any of the contents of the Report to others without the express authorization of MIPL. This Report is prepared and issued to the Subscriber without any risk, responsibility or liability on the part of MIPL or its officials.

Low Risk	A2
Moderately Low Risk	B1
Moderate Risk	B2
Moderately High Risk	C1
High Risk	C2
Very High Risk	D

**EXTERNAL AGENCY RATING**

**NOT AVAILABLE**

**RBI DEFAULTERS' LIST STATUS**

Subject's name is not enlisted as a defaulter in the publicly available RBI Defaulters' list.

**EPF (Employee Provident Fund) DEFAULTERS' LIST STATUS**

Subject's name is not enlisted as a defaulter in the publicly available EPF (Employee Provident Fund) Defaulters' list as of 31-03-2018.

**BIFR (Board for Industrial & Financial Reconstruction) LISTING STATUS**

Subject's name is not listed as a Sick Unit in the publicly available BIFR (Board for Industrial & Financial Reconstruction) list as of 28.11.2018

**IBBI (Insolvency and Bankruptcy Board of India) LISTING STATUS**

Subject's name is not listed in the publicly available IBBI (Insolvency and Bankruptcy Board of India) list as of report date.

**INFORMATION DECLINED BY**

<b>Name :</b>	Mr. Sureshchandra Trilokchandra Shah
<b>Designation :</b>	Director
<b>Contact No.:</b>	91-9373337341
<b>Date :</b>	24.11.2018

**LOCATIONS**

**DISCLAIMER :** This Report is **PRIVATE & CONFIDENTIAL** and it is prepared at the request of and for its use by the Subscriber only. The Subscriber shall use the contents of the Report merely as an aid to its business. Mira Inform Private Limited ("MIPL") has collated information/data in the Report, which have not been verified unless otherwise specifically mentioned in the Report. The Subscriber shall independently verify the accuracy and correctness of the information/data before in any way acting upon the same. MIPL shall not be liable for any harm, injury, loss or damage caused to the Subscriber due to default by the Subscriber's debtors/beneficiaries in fulfilling their obligations of any nature whatsoever. This Report or any of its portion shall not be used as a documentary evidence or otherwise before any investigative agencies or forum of law. This Report is confidential and proprietary to MIPL. The Subscriber and/or any other person(s) may not reproduce, publish or disclose any of the contents of the Report to others without the express authorization of MIPL. This Report is prepared and issued to the Subscriber without any risk, responsibility or liability on the part of MIPL or its officials.

<b>Registered Office :</b>	Final Plot No. 117/118, Sub Plot 19, Ramtekadi Industrial Estate, Hadapsar, Pune – 411013, Maharashtra, India
<b>Tel. No.:</b>	Not Available
<b>Mobile No.:</b>	91-9373337341 (Mr. Sureshchandra Trilokchandra Shah)
<b>Fax No.:</b>	Not Available
<b>E-Mail :</b>	<a href="mailto:silaser_accounts@yahoo.co.in">silaser_accounts@yahoo.co.in</a>
<b>Website :</b>	<a href="http://www.silasers.com">http://www.silasers.com</a>
<b>Factory 1:</b>	Lane 07, Sub Plot No. 19, Final Plot No. 117/118, Ramtekdi Industrial Area, Hadapsar, Pune-411013, Maharashtra, India
<b>Factory 2:</b>	Sub Plot No.19 Out of final Plot No. 117 & 118 Ramtekdi Industrial Area Hadapsar Pune – 411013, Maharashtra, India
<b>Tel. No.:</b>	91-20-26879001 / 2 / 3
<b>Factory 3:</b>	S. No. 15, Arihant Marg, Sukhsagar Nagar, Katraj Pune – 411046, Maharashtra, India
<b>Tel. No.:</b>	91-20-2696 2062/ 1708
<b>Branch Office:</b>	Unit No- 19, Sidhpura Industrial Area, SV Road, Near Patel Petrol Pump, Gaiwadi Lane near Skoda Show Room, Goregaon (West), Mumbai-400062, Maharashtra, India
<b>Tel. No.:</b>	91-22-28710667/ 28730667
<b>Other Manufacturing Plants :</b>	<b>Located at :</b> <ul style="list-style-type: none"> <li>• Katraj</li> <li>• Wagholi</li> <li>• Ramtekdi Industrial Estate</li> <li>• Hadapsar, Pune</li> </ul>

**DIRECTORS**

**AS ON: 31.03.2018**

<b>Name :</b>	Mr. Vardhaman Sureshchandra Shah
<b>Designation :</b>	Director
<b>Address :</b>	266 Bhawani Peth, 1/2 Durga Society, Pune – 411042, Maharashtra, India
<b>Date of Birth/Age :</b>	02.12.1971
<b>Date of Appointment :</b>	03.09.1993
<b>DIN No.:</b>	00524881
<b>Name :</b>	Mr. Sureshchandra Trilokchandra Shah
<b>Designation :</b>	Director
<b>Address :</b>	266 Bhawani Peth, 1/2 Durga Society, Pune – 411042, Maharashtra, India
<b>Date of Birth/Age :</b>	09.04.1945
<b>Date of Appointment :</b>	21.02.1990
<b>DIN No.:</b>	00525023
<b>Name :</b>	Mrs. Indumati Suresh Shah
<b>Designation :</b>	Director
<b>Address :</b>	266 Bhawani Peth, 1/2 Durga Society, Pune – 411042, Maharashtra, India
<b>Date of Birth/Age :</b>	08.05.1949
<b>Date of Appointment :</b>	21.02.1990
<b>DIN No.:</b>	00525077
<b>Name :</b>	Mr. Goshal Suresh Shah
<b>Designation :</b>	Director
<b>Address :</b>	266 Bhawani Peth, 1/2 Durga Society, Pune – 411042, Maharashtra, India
<b>Date of Birth/Age :</b>	17.05.1974
<b>Date of Appointment :</b>	01.11.2010
<b>DIN No.:</b>	03286185

**MAJOR SHAREHOLDERS / SHAREHOLDING PATTERN**

**AS ON: 31.03.2017**

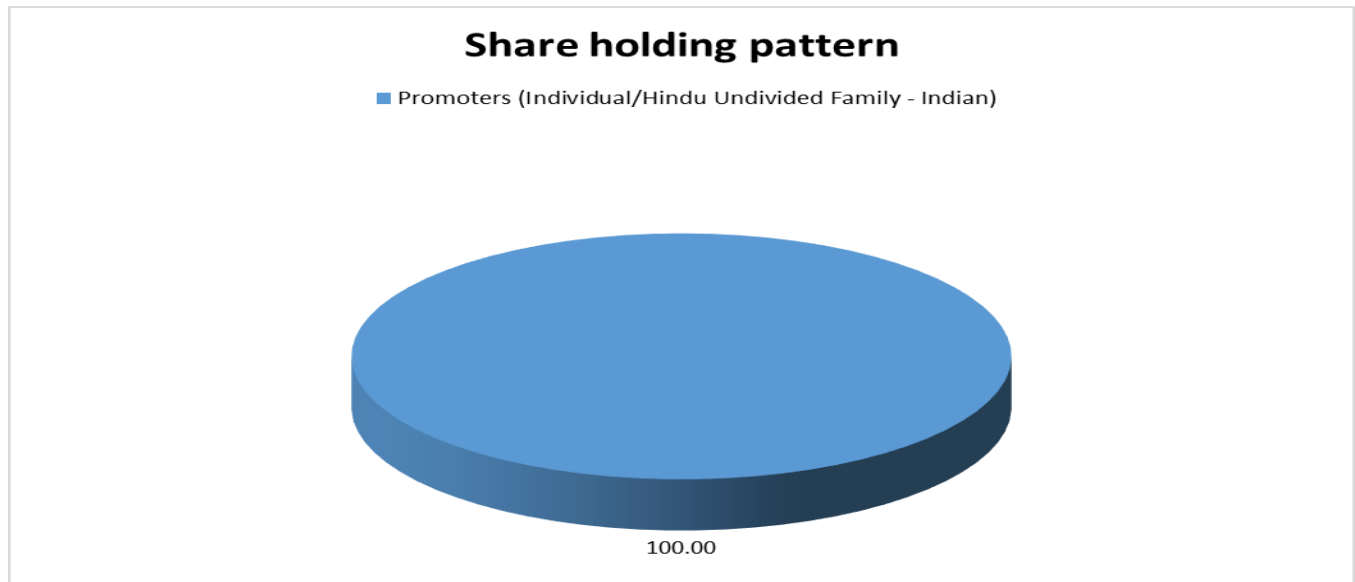
<b>Names of Shareholders</b>	<b>No. of Shares</b>	<b>% age holding</b>
Sureshchandra Shah	35200	34.56
Indumati Shah	17600	17.28
Vardhaman Shah	17600	17.28
Goshal Shah	17600	17.28
Mandakini Shah	6930	6.80
Deepa Shah	6930	6.80

**DISCLAIMER :** This Report is **PRIVATE & CONFIDENTIAL** and it is prepared at the request of and for its use by the Subscriber only. The Subscriber shall use the contents of the Report merely as an aid to its business. Mira Inform Private Limited ("MIPL") has collated information/data in the Report, which have not been verified unless otherwise specifically mentioned in the Report. The Subscriber shall independently verify the accuracy and correctness of the information/data before in any way acting upon the same. MIPL shall not be liable for any harm, injury, loss or damage caused to the Subscriber due to default by the Subscriber's debtors/beneficiaries in fulfilling their obligations of any nature whatsoever. This Report or any of its portion shall not be used as a documentary evidence or otherwise before any investigative agencies or forum of law. This Report is confidential and proprietary to MIPL. The Subscriber and/or any other person(s) may not reproduce, publish or disclose any of the contents of the Report to others without the express authorization of MIPL. This Report is prepared and issued to the Subscriber without any risk, responsibility or liability on the part of MIPL or its officials.

<b>Total</b>	<b>101860</b>	<b>100.00</b>
--------------	---------------	---------------

**AS ON: 29.09.2017**

<b>Equity Share Breakup</b>	<b>Percentage of Holding</b>
<b>Category</b>	
Promoters (Individual/Hindu Undivided Family - Indian)	100.00
<b>Total</b>	<b>100.00</b>



**BUSINESS DETAILS**

<b>Line of Business :</b>	Manufacturer, Traders, Commission Agent, Buying Agents, Leasing Agents, Exporters, Dealers in Assembling, Maintenance and Servicing of lasers, and their optical components including lasers, medical lasers, education lasers and scientific lasers. [Registered Activity]	
<b>Products :</b>	<b>ITC Code No.</b>	<b>Product Descriptions</b>
	84561000	machinery -tools opted by laser/other light or photon beam processes
	84661010	Tool holders of any type of tool or machine tools for working in the hand
	85152900	Other machinery & parts for

**DISCLAIMER :** This Report is **PRIVATE & CONFIDENTIAL** and it is prepared at the request of and for its use by the Subscriber only. The Subscriber shall use the contents of the Report merely as an aid to its business. Mira Inform Private Limited ("MIPL") has collated information/data in the Report, which have not been verified unless otherwise specifically mentioned in the Report. The Subscriber shall independently verify the accuracy and correctness of the information/data before in any way acting upon the same. MIPL shall not be liable for any harm, injury, loss or damage caused to the Subscriber due to default by the Subscriber's debtors/beneficiaries in fulfilling their obligations of any nature whatsoever. This Report or any of its portion shall not be used as a documentary evidence or otherwise before any investigative agencies or forum of law. This Report is confidential and proprietary to MIPL. The Subscriber and/or any other person(s) may not reproduce, publish or disclose any of the contents of the Report to others without the express authorization of MIPL. This Report is prepared and issued to the Subscriber without any risk, responsibility or liability on the part of MIPL or its officials.

	resistance welding of metal
<b>Brand Names :</b>	Not Available
<b>Agencies Held :</b>	Not Available
<b>Exports :</b>	Not Divulged
<b>Imports :</b>	Not Divulged
<b>Terms :</b>	
<b>Selling :</b>	Not Divulged
<b>Purchasing :</b>	Not Divulged

**PRODUCTION STATUS: NOT AVAILABLE**

**GENERAL INFORMATION**

<b>Suppliers :</b>	<b>Reference:</b>	Not Divulged
	<b>Name of the Person (Designation):</b>	--
	<b>Contact Number:</b>	--
	<b>Since how long known:</b>	--
	<b>Maximum limit dealt:</b>	--
	<b>Experience:</b>	--
	<b>Remark</b>	--
<b>Customers :</b>	<b>Reference:</b>	Not Divulged
	<b>Name of the Person (Designation):</b>	--
	<b>Contact Number:</b>	--
	<b>Since how long known:</b>	--
	<b>Maximum limit dealt:</b>	--
	<b>Experience:</b>	--
	<b>Remark</b>	--
<b>No. of Employees :</b>	Not Divulged	
<b>Bankers :</b>	<b>Bank Name:</b>	The Shamrao Vithal Co-Operative Bank Limited
	<b>Branch:</b>	--

	<b>Person Name (with Designation):</b>	--	
	<b>Contact Number:</b>	--	
	<b>Name of Account Holder:</b>	--	
	<b>Account Number:</b>	--	
	<b>Account Since (Date/ Year of A/c Opening):</b>	--	
	<b>Average Balance Maintained (Optional):</b>	--	
	<b>Credit Facilities Enjoyed (CC/OD/Term Loan):</b>	--	
	<b>Account Operation:</b>	--	
	<b>Remarks:</b>	--	
<b>Facilities :</b>	<b>SECURED LOANS</b>	<b>31.03.2017 (INR In Million)</b>	<b>31.03.2016 (INR In Million)</b>
	<b>LONG-TERM BORROWINGS</b>		
	Term loans –From Banks	19.150	30.555
	<b>SHORT TERM BORROWINGS</b>		
	Other loans and advances – cash credit	42.107	41.073
	<b>Total</b>	<b>61.257</b>	<b>71.628</b>

<b>Financial institution:</b>	<ul style="list-style-type: none"> <li>Siemens Financial Services Private Limited  Plot No. 2, Sector No. 2, Kharghar Nodnavi, Mumbai - 410210, Maharashtra, India</li> </ul>
<b>Auditors :</b>	
<b>Name :</b>	Vandan Shah and Associates Chartered Accountants
<b>Address :</b>	B1, Padumjee Paradise, Bhavani Peth, Pune – 411042, Maharashtra, India
<b>Tel. No.:</b>	91-20-26433700
<b>E-Mail :</b>	<a href="mailto:vandan5544@yahoo.co.in">vandan5544@yahoo.co.in</a>
<b>Income-tax PAN of auditor or auditor's firm :</b>	APXPS5592K
<b>Memberships :</b>	Not Available
<b>Collaborators :</b>	Not Available
<b>Associates/Subsidiaries :</b>	Not Available

**CAPITAL STRUCTURE**

AS ON: 31.03.2017

**Authorised Capital :**

No. of Shares	Type	Value	Amount
125000	Equity Shares	INR 100/- each	INR 12.500 Million

**Issued, Subscribed & Paid-up Capital :**

No. of Shares	Type	Value	Amount
101860	Equity Shares	INR 100/- each	INR 10.186 Million

**FINANCIAL DATA**  
*[all figures are in INR Million]*

**ABRIDGED BALANCE SHEET**

<b>SOURCES OF FUNDS</b>	<b>31.03.2017</b>	<b>31.03.2016</b>	<b>31.03.2015</b>
<b>I. EQUITY AND LIABILITIES</b>			
<b>(1) Shareholders' Funds</b>			
(a) Share Capital	10.186	4.630	4.630
(b) Reserves & Surplus	13.621	15.973	13.330
(c) Money received against share warrants	0.000	0.000	0.000
(2) Share Application money pending allotment	0.000	0.000	0.000
<b>Total Shareholders' Funds (1) + (2)</b>	<b>23.807</b>	<b>20.603</b>	<b>17.960</b>
<b>(3) Non-Current Liabilities</b>			
(a) Long-term borrowings	50.986	43.824	34.251
(b) Deferred tax liabilities (Net)	0.000	0.000	0.000
(c) Other long term liabilities	0.000	0.000	0.000
(d) long-term provisions	0.000	0.000	0.000
<b>Total Non-current Liabilities (3)</b>	<b>50.986</b>	<b>43.824</b>	<b>34.251</b>
<b>(4) Current Liabilities</b>			
(a) Short term borrowings	42.107	41.073	20.682
(b) Trade payables	23.695	15.313	7.914
(c) Other current liabilities	51.989	26.194	22.379
(d) Short-term provisions	2.955	2.414	0.977
<b>Total Current Liabilities (4)</b>	<b>120.746</b>	<b>84.994</b>	<b>51.952</b>
<b>TOTAL</b>	<b>195.539</b>	<b>149.421</b>	<b>104.163</b>
<b>II. ASSETS</b>			
<b>(1) Non-current assets</b>			
<b>(a) Fixed Assets</b>			
(i) Tangible assets	71.850	23.439	21.601
(ii) Intangible Assets	0.000	0.000	0.000
(iii) Capital work-in-progress	0.000	45.834	22.563
(iv) Intangible assets under development	0.000	0.000	0.000
(b) Non-current Investments	0.000	0.000	0.000
(c) Deferred tax assets (net)	0.000	0.000	0.000
(d) Long-term Loan and Advances	0.945	0.922	0.803
(e) Other Non-current assets	0.000	0.000	0.000
<b>Total Non-Current Assets</b>	<b>72.795</b>	<b>70.195</b>	<b>44.967</b>

**DISCLAIMER :** This Report is **PRIVATE & CONFIDENTIAL** and it is prepared at the request of and for its use by the Subscriber only. The Subscriber shall use the contents of the Report merely as an aid to its business. Mira Inform Private Limited ("MIPL") has collated information/data in the Report, which have not been verified unless otherwise specifically mentioned in the Report. The Subscriber shall independently verify the accuracy and correctness of the information/data before in any way acting upon the same. MIPL shall not be liable for any harm, injury, loss or damage caused to the Subscriber due to default by the Subscriber's debtors/beneficiaries in fulfilling their obligations of any nature whatsoever. This Report or any of its portion shall not be used as a documentary evidence or otherwise before any investigative agencies or forum of law. This Report is confidential and proprietary to MIPL. The Subscriber and/or any other person(s) may not reproduce, publish or disclose any of the contents of the Report to others without the express authorization of MIPL. This Report is prepared and issued to the Subscriber without any risk, responsibility or liability on the part of MIPL or its officials.

<b>(2) Current assets</b>			
(a) Current investments	3.076	3.058	2.556
(b) Inventories	51.142	45.375	35.005
(c) Trade receivables	53.581	18.354	7.859
(d) Cash and cash equivalents	2.558	5.010	7.008
(e) Short-term loans and advances	0.000	0.167	0.167
(f) Other current assets	12.387	7.262	6.601
<b>Total Current Assets</b>	<b>122.744</b>	<b>79.226</b>	<b>59.196</b>
<b>TOTAL</b>	<b>195.539</b>	<b>149.421</b>	<b>104.163</b>

**PROFIT & LOSS ACCOUNT**

	<b>PARTICULARS</b>	<b>31.03.2017</b>	<b>31.03.2016</b>	<b>31.03.2015</b>
	<b>SALES</b>			
	Revenue from Operations	234.480	138.079	100.422
	Other Income	0.377	0.248	0.205
	<b>TOTAL</b>	<b>234.857</b>	<b>138.327</b>	<b>100.627</b>
<b>Less</b>	<b>EXPENSES</b>			
	Purchases of Stock-in-Trade	165.803	95.685	76.600
	Changes in inventories of finished goods, work-in-progress and Stock-in-Trade	(5.767)	(10.370)	(12.241)
	Employees benefits expense	27.529	20.751	14.939
	Other expenses	19.557	15.807	10.733
	<b>TOTAL</b>	<b>207.122</b>	<b>121.873</b>	<b>90.031</b>
	<b>PROFIT BEFORE INTEREST, TAX, DEPRECIATION AND AMORTISATION</b>	<b>27.735</b>	<b>16.454</b>	<b>10.596</b>
<b>Less</b>	<b>FINANCIAL EXPENSES</b>	<b>13.104</b>	<b>9.808</b>	<b>5.709</b>
	<b>PROFIT BEFORE TAX, DEPRECIATION AND AMORTISATION</b>	<b>14.631</b>	<b>6.646</b>	<b>4.887</b>
<b>Less/ Add</b>	<b>DEPRECIATION/ AMORTISATION</b>	<b>9.778</b>	<b>2.728</b>	<b>2.263</b>
	<b>PROFIT BEFORE TAX</b>	<b>4.853</b>	<b>3.918</b>	<b>2.624</b>
<b>Less</b>	<b>TAX</b>	<b>1.649</b>	<b>1.275</b>	<b>0.719</b>
	<b>PROFIT AFTER TAX</b>	<b>3.204</b>	<b>2.643</b>	<b>1.905</b>

**DISCLAIMER** : This Report is **PRIVATE & CONFIDENTIAL** and it is prepared at the request of and for its use by the Subscriber only. The Subscriber shall use the contents of the Report merely as an aid to its business. Mira Inform Private Limited ("MIPL") has collated information/data in the Report, which have not been verified unless otherwise specifically mentioned in the Report. The Subscriber shall independently verify the accuracy and correctness of the information/data before in any way acting upon the same. MIPL shall not be liable for any harm, injury, loss or damage caused to the Subscriber due to default by the Subscriber's debtors/beneficiaries in fulfilling their obligations of any nature whatsoever. This Report or any of its portion shall not be used as a documentary evidence or otherwise before any investigative agencies or forum of law. This Report is confidential and proprietary to MIPL. The Subscriber and/or any other person(s) may not reproduce, publish or disclose any of the contents of the Report to others without the express authorization of MIPL. This Report is prepared and issued to the Subscriber without any risk, responsibility or liability on the part of MIPL or its officials.

<b>EARNINGS IN FOREIGN CURRENCY</b>				
	Export of goods calculated on FOB basis	1.998	4.492	4.539
<b>IMPORTS</b>				
	Raw Materials	80.318	43.045	35.943
	<b>Earnings Per Share (INR)</b>	<b>31.45</b>	<b>105.72</b>	<b>76.21</b>

**CURRENT MATURITIES OF LONG TERM DEBT DETAILS**

<b>PARTICULARS</b>	<b>31.03.2017</b>	<b>31.03.2016</b>	<b>31.03.2015</b>
Current Maturities of Long term debt	13.534	10.060	4.717
Cash generated from operations	NA	NA	NA
Net cash flow from operating activity	11.354	0.842	(7.064)

**KEY RATIOS**

**EFFICIENCY RATIOS**

<b>PARTICULARS</b>	<b>31.03.2017</b>	<b>31.03.2016</b>	<b>31.03.2015</b>
Average Collection Days (Sundry Debtors / Income * 365 Days)	83.41	48.52	28.56
Account Receivables Turnover (Income / Sundry Debtors)	4.38	7.52	12.78
Average Payment Days (Sundry Creditors / Purchases * 365 Days)	52.16	58.41	37.71
Inventory Turnover (Operating Income / Inventories)	0.54	0.36	0.30
Asset Turnover (Operating Income / Net Fixed Assets)	0.39	0.24	0.24

**LEVERAGE RATIOS**

**DISCLAIMER** : This Report is **PRIVATE & CONFIDENTIAL** and it is prepared at the request of and for its use by the Subscriber only. The Subscriber shall use the contents of the Report merely as an aid to its business. Mira Inform Private Limited ("MIPL") has collated information/data in the Report, which have not been verified unless otherwise specifically mentioned in the Report. The Subscriber shall independently verify the accuracy and correctness of the information/data before in any way acting upon the same. MIPL shall not be liable for any harm, injury, loss or damage caused to the Subscriber due to default by the Subscriber's debtors/beneficiaries in fulfilling their obligations of any nature whatsoever. This Report or any of its portion shall not be used as a documentary evidence or otherwise before any investigative agencies or forum of law. This Report is confidential and proprietary to MIPL. The Subscriber and/or any other person(s) may not reproduce, publish or disclose any of the contents of the Report to others without the express authorization of MIPL. This Report is prepared and issued to the Subscriber without any risk, responsibility or liability on the part of MIPL or its officials.

PARTICULARS	31.03.2017	31.03.2016	31.03.2015
Debt Ratio <i>((Borrowing + Current Liabilities) / Total Assets)</i>	0.95	0.93	0.87
Debt Equity Ratio <i>(Total Liability / Networth)</i>	4.48	4.61	3.32
Current Liabilities to Network <i>(Current Liabilities / Net Worth)</i>	5.07	4.13	2.89
Fixed Assets to Network <i>(Net Fixed Assets / Networth)</i>	3.02	3.36	2.46
Interest Coverage Ratio <i>(PBIT / Financial Charges)</i>	2.12	1.68	1.86

**PROFITABILITY RATIOS**

PARTICULARS		31.03.2017	31.03.2016	31.03.2015
Net Profit Margin <i>((PAT / Sales) * 100)</i>	%	1.37	1.91	1.90
Return on Total Assets <i>((PAT / Total Assets) * 100)</i>	%	1.64	1.77	1.83
Return on Investment (ROI) <i>((PAT / Networth) * 100)</i>	%	13.46	12.83	10.61

**SOLVENCY RATIOS**

PARTICULARS	31.03.2017	31.03.2016	31.03.2015
Current Ratio <i>(Current Assets / Current Liabilities)</i>	1.02	0.93	1.14
Quick Ratio <i>((Current Assets – Inventories) / Current Liabilities)</i>	0.59	0.40	0.47
G-Score Ratio Financial <i>(Networth / Total Assets)</i>	0.12	0.14	0.17
G-Score Ratio Debt <i>(Debts / Equity Capital)</i>	10.47	20.51	12.88
G-Score Ratio Liquidity	1.02	0.93	1.14

**DISCLAIMER** : This Report is **PRIVATE & CONFIDENTIAL** and it is prepared at the request of and for its use by the Subscriber only. The Subscriber shall use the contents of the Report merely as an aid to its business. Mira Inform Private Limited ("MIPL") has collated information/data in the Report, which have not been verified unless otherwise specifically mentioned in the Report. The Subscriber shall independently verify the accuracy and correctness of the information/data before in any way acting upon the same. MIPL shall not be liable for any harm, injury, loss or damage caused to the Subscriber due to default by the Subscriber's debtors/beneficiaries in fulfilling their obligations of any nature whatsoever. This Report or any of its portion shall not be used as a documentary evidence or otherwise before any investigative agencies or forum of law. This Report is confidential and proprietary to MIPL. The Subscriber and/or any other person(s) may not reproduce, publish or disclose any of the contents of the Report to others without the express authorization of MIPL. This Report is prepared and issued to the Subscriber without any risk, responsibility or liability on the part of MIPL or its officials.

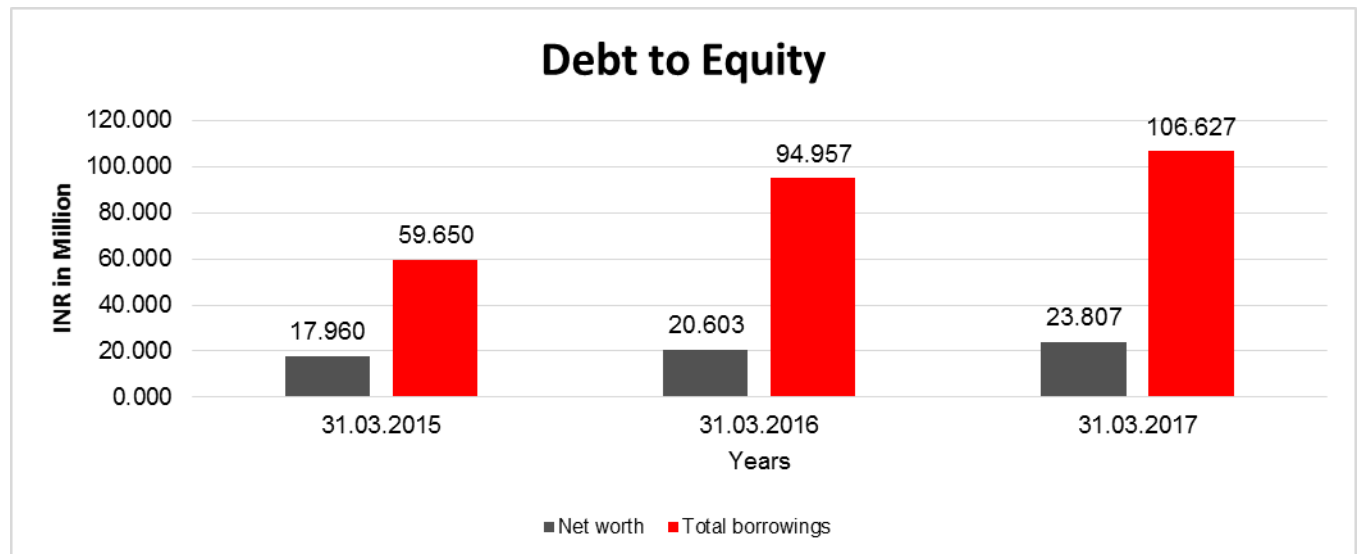
(Total Current Assets / Total Current Liabilities)

Total Liability = Short-term Debt + Long-term Debt + Current Maturities of Long-term debts

**FINANCIAL ANALYSIS**  
*[all figures are in INR Million]*

**DEBT EQUITY RATIO**

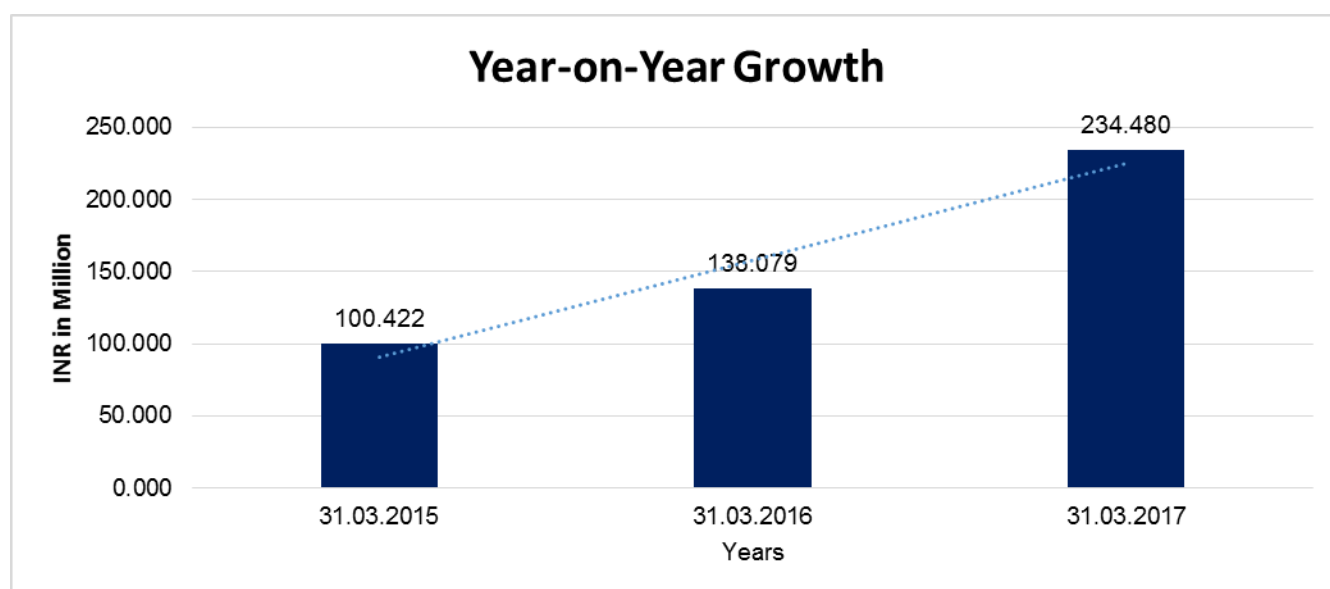
Particular	31.03.2015	31.03.2016	31.03.2017
	INR In Million	INR In Million	INR In Million
Share Capital	4.630	4.630	10.186
Reserves & Surplus	13.330	15.973	13.621
Money received against share warrants	0.000	0.000	0.000
Share Application money pending allotment	0.000	0.000	0.000
<b>Net worth</b>	<b>17.960</b>	<b>20.603</b>	<b>23.807</b>
long-term borrowings	34.251	43.824	50.986
Short term borrowings	20.682	41.073	42.107
Current Maturities of Long term debt	4.717	10.060	13.534
<b>Total borrowings</b>	<b>59.650</b>	<b>94.957</b>	<b>106.627</b>
<b>Debt/Equity ratio</b>	<b>3.321</b>	<b>4.609</b>	<b>4.479</b>



**DISCLAIMER** : This Report is **PRIVATE & CONFIDENTIAL** and it is prepared at the request of and for its use by the Subscriber only. The Subscriber shall use the contents of the Report merely as an aid to its business. Mira Inform Private Limited ("MIPL") has collated information/data in the Report, which have not been verified unless otherwise specifically mentioned in the Report. The Subscriber shall independently verify the accuracy and correctness of the information/data before in any way acting upon the same. MIPL shall not be liable for any harm, injury, loss or damage caused to the Subscriber due to default by the Subscriber's debtors/beneficiaries in fulfilling their obligations of any nature whatsoever. This Report or any of its portion shall not be used as a documentary evidence or otherwise before any investigative agencies or forum of law. This Report is confidential and proprietary to MIPL. The Subscriber and/or any other person(s) may not reproduce, publish or disclose any of the contents of the Report to others without the express authorization of MIPL. This Report is prepared and issued to the Subscriber without any risk, responsibility or liability on the part of MIPL or its officials.

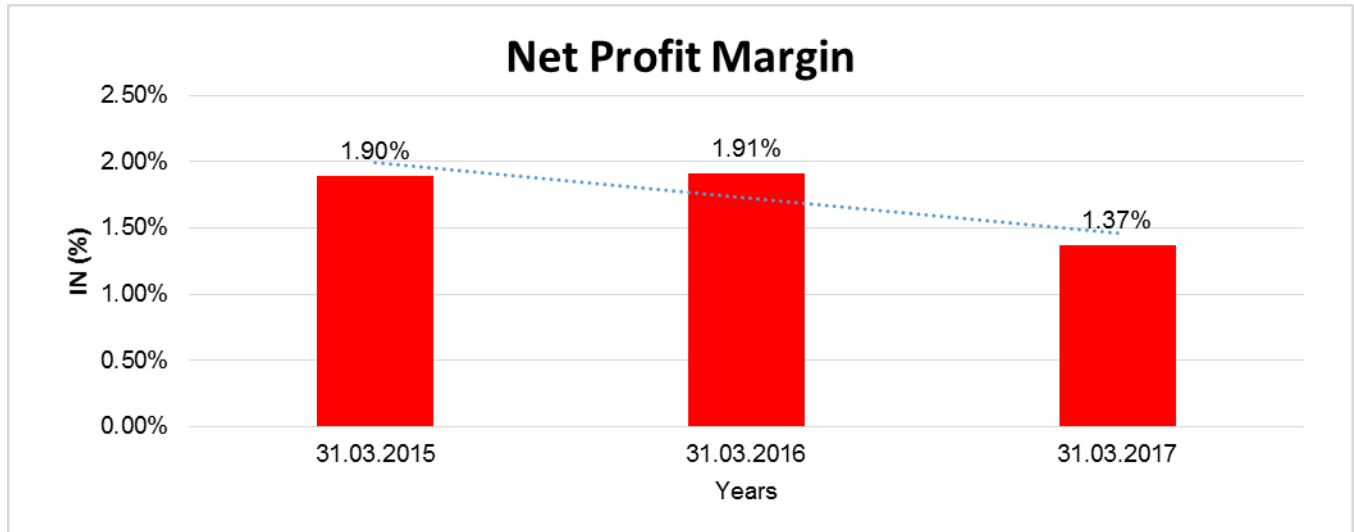
**YEAR-ON-YEAR GROWTH**

Year on Year Growth	31.03.2015	31.03.2016	31.03.2017
	INR In Million	INR In Million	INR In Million
Sales	100.422	138.079	234.480
		<b>37.499</b>	<b>69.816</b>



**NET PROFIT MARGIN**

Net Profit Margin	31.03.2015	31.03.2016	31.03.2017
	INR In Million	INR In Million	INR In Million
Sales	100.422	138.079	234.480
Profit	1.905	2.643	3.204
	<b>1.90%</b>	<b>1.91%</b>	<b>1.37%</b>



**LOCAL AGENCY FURTHER INFORMATION**

Sr. No.	Check list by info agents	Available in Report (Yes/No)
1	Year of establishment	Yes
2	Constitution of the entity -Incorporation details	Yes
3	Locality of the entity	Yes
4	Premises details	No
5	Buyer visit details	--
6	Contact numbers	Yes
7	Name of the person contacted	Yes
8	Designation of contact person	Yes
9	Promoter's background	Yes
10	Date of Birth of Proprietor / Partners / Directors	No
11	Pan Card No. of Proprietor / Partners	No
12	Voter Id Card No. of Proprietor / Partners	No
13	Type of business	Yes
14	Line of Business	Yes
15	Export/import details (if applicable)	No
16	No. of employees	No
17	Details of sister concerns	No
18	Major suppliers	No
19	Major customers	No
20	Banking Details	Yes
21	Banking facility details	Yes
22	Conduct of the banking account	--
23	Financials, if provided	Yes
24	Capital in the business	Yes
25	Last accounts filed at ROC, if applicable	Yes
26	Turnover of firm for last three years	Yes
27	Reasons for variation <> 20%	--
28	Estimation for coming financial year	No
29	Profitability for last three years	Yes
30	Major shareholders, if available	Yes
31	External Agency Rating, if available	No
32	Litigations that the firm/promoter involved in	--
33	Market information	--
34	Payments terms	No
35	Negative Reporting by Auditors in the Annual Report	No

**INDEX OF CHARGES**

**DISCLAIMER** : This Report is **PRIVATE & CONFIDENTIAL** and it is prepared at the request of and for its use by the Subscriber only. The Subscriber shall use the contents of the Report merely as an aid to its business. Mira Inform Private Limited ("MIPL") has collated information/data in the Report, which have not been verified unless otherwise specifically mentioned in the Report. The Subscriber shall independently verify the accuracy and correctness of the information/data before in any way acting upon the same. MIPL shall not be liable for any harm, injury, loss or damage caused to the Subscriber due to default by the Subscriber's debtors/beneficiaries in fulfilling their obligations of any nature whatsoever. This Report or any of its portion shall not be used as a documentary evidence or otherwise before any investigative agencies or forum of law. This Report is confidential and proprietary to MIPL. The Subscriber and/or any other person(s) may not reproduce, publish or disclose any of the contents of the Report to others without the express authorization of MIPL. This Report is prepared and issued to the Subscriber without any risk, responsibility or liability on the part of MIPL or its officials.

SN O	SRN	CHARGE ID	CHARGE HOLDER NAME	DATE OF CREATION	DATE OF MODIFICATION	DATE OF SATISFACTION	AMOUNT	ADDRESS
1	H23265523	100210638	SIEMENS FINANCIAL SERVICES PRIVATE LIMITED	16/08/2018	-	-	1434880.0	PLOT NO. 2,SECTOR NO. 2, KHARGHAR NODNAVI MUMBAIMA410210IN
2	H23268535	100210640	SIEMENS FINANCIAL SERVICES PRIVATE LIMITED	16/08/2018	-	-	3687600.0	PLOT NO. 2,SECTOR NO. 2, KHARGHAR NODNAVI MUMBAIMA410210IN
3	G73713075	100147047	SIEMENS FINANCIAL SERVICES PRIVATE LIMITED	29/12/2017	-	-	4962628.0	PLOT NO. 2,SECTOR NO. 2, KHARGHAR NODNAVI MUMBAIMA410210IN
4	G73829632	100147360	SIEMENS FINANCIAL SERVICES PRIVATE LIMITED	29/12/2017	-	-	2043435.0	PLOT NO. 2,SECTOR NO. 2, KHARGHAR NODNAVI MUMBAIMA410210IN
5	G68312735	100136870	SIEMENS FINANCIAL SERVICES PRIVATE	29/09/2017	-	-	2616060.0	PLOT NO. 2,SECTOR NO. 2, KHARGHAR NODNAVI MUMBAIMA410210IN

**DISCLAIMER** : This Report is **PRIVATE & CONFIDENTIAL** and it is prepared at the request of and for its use by the Subscriber only. The Subscriber shall use the contents of the Report merely as an aid to its business. Mira Inform Private Limited ("MIPL") has collated information/data in the Report, which have not been verified unless otherwise specifically mentioned in the Report. The Subscriber shall independently verify the accuracy and correctness of the information/data before in any way acting upon the same. MIPL shall not be liable for any harm, injury, loss or damage caused to the Subscriber due to default by the Subscriber's debtors/beneficiaries in fulfilling their obligations of any nature whatsoever. This Report or any of its portion shall not be used as a documentary evidence or otherwise before any investigative agencies or forum of law. This Report is confidential and proprietary to MIPL. The Subscriber and/or any other person(s) may not reproduce, publish or disclose any of the contents of the Report to others without the express authorization of MIPL. This Report is prepared and issued to the Subscriber without any risk, responsibility or liability on the part of MIPL or its officials.

			LIMITED					
6	G95931 945	105938 08	THE SHAMR AO VITHAL CO- OPERA TIVE BANK LIMITED	05/09/2 015	11/07/20 18	-	18900000.0	NANDITA, JANGALI MAHARAJ ROADDECCAN GYMKHANAPUNEM H411044IN
7	G95930 996	105420 43	THE SHAMR AO VITHAL CO- OPERA TIVE BANK LIMITED	17/12/2 014	11/07/20 18	-	11100000.0	NANDITA, JANGALI MAHARAJ ROADDECCAN GYMKHANAPUNEM H411044IN
8	C65540 007	102755 39	THE SHAMR AO VITHAL CO- OPERA TIVE BANK LIMITED	20/02/2 011	05/09/20 15	-	11500000.0	NANDITA, JANGALI MAHARAJ ROADDECCAN GYMKHANAPUNEM H411044IN
9	G95927 687	101969 85	THE SHAMR AO VITHAL CO- OPERA TIVE BANK LIMITED	26/11/2 009	11/07/20 18	-	10000000.0	NANDITA, JANGALI MAHARAJ ROADDECCAN GYMKHANAPUNEM H411044IN
10	G95928 628	100547 56	THE SHAMR AO VITHAL CO- OPERA TIVE BANK LIMITED	29/05/2 007	11/07/20 18	-	80000000.0	NANDITA, JANGALI MAHARAJ ROADDECCAN GYMKHANAPUNEM H411044IN

**UNSECURED LOANS**

<b>PARTICULARS</b>	<b>31.03.2017 (INR In Million)</b>	<b>31.03.2016 (INR In Million)</b>
<b>LONG-TERM BORROWINGS</b>		
Term loans –From Banks	3.215	3.974
Loans and advances from related parties	28.621	9.295
<b>Total</b>	<b>31.836</b>	<b>13.269</b>

**BACKGROUND**

The company was incorporated on 21.02.1990 for carrying on the business as manufacturer, traders, commission agent, buying agents, leasing agents, importers, exporters, dealers in assembling, maintenance and servicing of lasers, and their optical components including lasers, medical lasers, education lasers and scientific lasers. The company has manufacturing plants located at karjat, wagholi and at Ramtekdi industrial estate, Hadapsar, Pune.

**CHANGE OF ADDRESS:**

The Registered address of the company has been shifted from House No. 2362 S No 150, Sukhsagar Nagar, Katraj, Pune-411046, Maharashtra, India to the present address w.e.f. 27.07.2017

**FIXED ASSETS:**

- Land
- Office equipment
- Factory Building
- Plant and Machinery
- Furniture and Fixture
- Vehicles
- Office equipment
- Computer Hardware
- Electrical Fittings and Installation
- Tools and Equipment's

**CMT REPORT (Corruption, Money Laundering & Terrorism]**

The Public Notice information has been collected from various sources including but not limited to: ***The Courts, India Prisons Service, Interpol, etc.***

**1] INFORMATION ON DESIGNATED PARTY**

No records exist designating subject or any of its beneficial owners, controlling shareholders or senior officers as terrorist or terrorist organization or whom notice had been received that all financial transactions involving their assets have been blocked or convicted, found guilty or against whom a judgement or order had been entered in a proceedings for violating money-laundering, anti-corruption or bribery or international economic or anti-terrorism sanction laws or whose assets were seized, blocked, frozen or ordered forfeited for violation of money laundering or international anti-terrorism laws.

**2] Court Declaration :**

No records exist to suggest that subject is or was the subject of any formal or informal allegations, prosecutions or other official proceeding for making any prohibited payments or other improper payments to government officials for engaging in prohibited transactions or with designated parties.

**3] Asset Declaration :**

No records exist to suggest that the property or assets of the subject are derived from criminal conduct or a prohibited transaction.

**4] Record on Financial Crime :**

Charges or conviction registered against subject: **None**

**5] Records on Violation of Anti-Corruption Laws :**

Charges or investigation registered against subject: **None**

**6] Records on Int'l Anti-Money Laundering Laws/Standards :**

Charges or investigation registered against subject: **None**

**7] Criminal Records**

No available information exist that suggest that subject or any of its principals have been formally charged or convicted by a competent governmental authority for any financial crime or under any formal investigation by a competent government authority for any violation of anti-corruption laws or international anti-money laundering laws or standard.

**8] Affiliation with Government :**

No record exists to suggest that any director or indirect owners, controlling shareholders, director, officer or employee of the company is a government official or a family member or close business associate of a Government official.

**9] Compensation Package :**

Our market survey revealed that the amount of compensation sought by the subject is fair and reasonable and comparable to compensation paid to others for similar services.

**10] Press Report :**

No press reports / filings exists on the subject.

**CORPORATE GOVERNANCE**

MIRA INFORM as part of its Due Diligence do provide comments on Corporate Governance to identify management and governance. These factors often have been predictive and in some cases have created vulnerabilities to credit deterioration.

Our Governance Assessment focuses principally on the interactions between a company's management, its Board of Directors, Shareholders and other financial stakeholders.

**CONTRAVENTION**

Subject is not known to have contravened any existing local laws, regulations or policies that prohibit, restrict or otherwise affect the terms and conditions that could be included in the agreement with the subject.

**FOREIGN EXCHANGE RATES**

Currency	Unit	INR
US Dollar	1	INR 70.91
UK Pound	1	INR 90.84
Euro	1	INR 80.42

**INFORMATION DETAILS**

<b>Information Gathered by :</b>	JIR
<b>Analysis Done by :</b>	NIS
<b>Report Prepared by :</b>	ARC

**DISCLAIMER** : This Report is **PRIVATE & CONFIDENTIAL** and it is prepared at the request of and for its use by the Subscriber only. The Subscriber shall use the contents of the Report merely as an aid to its business. Mira Inform Private Limited ("MIPL") has collated information/data in the Report, which have not been verified unless otherwise specifically mentioned in the Report. The Subscriber shall independently verify the accuracy and correctness of the information/data before in any way acting upon the same. MIPL shall not be liable for any harm, injury, loss or damage caused to the Subscriber due to default by the Subscriber's debtors/beneficiaries in fulfilling their obligations of any nature whatsoever. This Report or any of its portion shall not be used as a documentary evidence or otherwise before any investigative agencies or forum of law. This Report is confidential and proprietary to MIPL. The Subscriber and/or any other person(s) may not reproduce, publish or disclose any of the contents of the Report to others without the express authorization of MIPL. This Report is prepared and issued to the Subscriber without any risk, responsibility or liability on the part of MIPL or its officials.

**SCORE FACTORS**

DEMERIT POINTS		
--BANK CHARGES	YES/NO	YES
--LITIGATION	YES/NO	NO
--OTHER ADVERSE INFORMATION	YES/NO	NO
MERIT POINTS		
--SOLE DISTRIBUTORSHIP	YES/NO	NO
--EXPORT ACTIVITIES	YES/NO	NO
--AFFILIATION	YES/NO	NO
--LISTED	YES/NO	NO
--OTHER MERIT FACTORS	YES/NO	YES

**RATING EXPLANATIONS**

Credit Rating	Explanation	Rating Comments
A++	Minimum Risk	Business dealings permissible with minimum risk of default
A+	Low Risk	Business dealings permissible with low risk of default
A	Acceptable Risk	Business dealings permissible with moderate risk of default
B	Medium Risk	Business dealings permissible on a regular monitoring basis
C	Medium High Risk	Business dealings permissible preferably on secured basis
D	High Risk	Business dealing not recommended or on secured terms only
NB	New Business	No recommendation can be done due to business in infancy stage
NT	No Trace	No recommendation can be done as the business is not traceable

NB is stated where there is insufficient information to facilitate rating. However, it is not to be considered as unfavourable.

This score serves as a reference to assess SC's credit risk and to set the amount of credit to be extended. It is calculated from a composite of weighted scores obtained from each of the major sections of this report. The assessed factors are as follows:

- Financial condition covering various ratios
- Company background and operations size
- Promoters / Management background
- Payment record
- Litigation against the subject
- Industry scenario / competitor analysis
- Supplier / Customer / Banker review (wherever available)

**DISCLAIMER** : This Report is **PRIVATE & CONFIDENTIAL** and it is prepared at the request of and for its use by the Subscriber only. The Subscriber shall use the contents of the Report merely as an aid to its business. Mira Inform Private Limited ("MIPL") has collated information/data in the Report, which have not been verified unless otherwise specifically mentioned in the Report. The Subscriber shall independently verify the accuracy and correctness of the information/data before in any way acting upon the same. MIPL shall not be liable for any harm, injury, loss or damage caused to the Subscriber due to default by the Subscriber's debtors/beneficiaries in fulfilling their obligations of any nature whatsoever. This Report or any of its portion shall not be used as a documentary evidence or otherwise before any investigative agencies or forum of law. This Report is confidential and proprietary to MIPL. The Subscriber and/or any other person(s) may not reproduce, publish or disclose any of the contents of the Report to others without the express authorization of MIPL. This Report is prepared and issued to the Subscriber without any risk, responsibility or liability on the part of MIPL or its officials.