

MIRA INFORM REPORT

Report No. :	542362
Report Date :	29.11.2018

IDENTIFICATION DETAILS

Name :	FREEMANS PUBLIC LIMITED COMPANY
Formerly Known As :	FREEMANS (LONDON S.W.9.) LIMITED
Registered Office :	66-70 Vicar Lane Little Germany Bradford Bd99 2xg
Country :	United Kingdom
Financials (as on) :	03.03.2018
Date of Incorporation :	08.12.1939
Com. Reg. No.:	00321643
Legal Form :	Public limited with Share Capital
Line of Business :	<ul style="list-style-type: none"> • Retail Sale Via Mail order houses or Via Internet • Subject engaged in a home shopping business
No. of Employees :	179

RATING & COMMENTS

(Mira Inform has adopted New Rating mechanism w.e.f. 23rd January 2017)

MIRA's Rating :

B

Credit Rating	Explanation	Rating Comments
B	Medium Risk	Business dealings permissible on a regular monitoring basis

Status :	Moderate
Payment Behaviour :	Slow but Correct
Litigation :	Clear

NOTES :

Any query related to this report can be made on e-mail : infodept@mirainform.com while quoting report number, name and date.

ECGC Country Risk Classification List

Country Name	Previous Rating (30.06.2018)	Current Rating (30.09.2018)
United Kingdom	A1	A1

Risk Category	ECGC Classification
Insignificant	A1
Low Risk	A2
Moderately Low Risk	B1
Moderate Risk	B2
Moderately High Risk	C1
High Risk	C2
Very High Risk	D

UNITED KINGDOM - ECONOMIC OVERVIEW

The UK, a leading trading power and financial center, is the third largest economy in Europe after Germany and France. Agriculture is intensive, highly mechanized, and efficient by European standards, producing about 60% of food needs with less than 2% of the labor force. The UK has large coal, natural gas, and oil resources, but its oil and natural gas reserves are declining; the UK has been a net importer of energy since 2005. Services, particularly banking, insurance, and business services, are key drivers of British GDP growth. Manufacturing, meanwhile, has declined in importance but still accounts for about 10% of economic output.

In 2008, the global financial crisis hit the economy particularly hard, due to the importance of its financial sector. Falling home prices, high consumer debt, and the global economic slowdown compounded the UK's economic problems, pushing the economy into recession in the latter half of 2008 and prompting the then BROWN (Labour) government to implement a number of measures to stimulate the economy and stabilize the financial markets. Facing burgeoning public deficits and debt levels, in 2010 the then CAMERON-led coalition government (between Conservatives and Liberal Democrats) initiated an austerity program, which has continued under the Conservative government. However, the deficit still remains one of the highest in the G7, standing at 3.6% of GDP as of 2017, and the UK has pledged to lower its corporation tax from 20% to 17% by 2020. The UK had a debt burden of 90.4% GDP at the end of 2017.

The UK economy has begun to slow since the referendum vote to leave the EU in June 2016. A sustained depreciation of the British pound has increased consumer and producer prices, weighing on consumer spending without spurring a meaningful increase in exports. The UK has an extensive trade relationship with other EU members through its single market membership, and economic observers have warned the exit will jeopardize its position as the central location for European financial services. Prime Minister MAY is seeking a new "deep and special" trade relationship with the EU following the UK's exit. However, economists doubt that the UK will be able to preserve the benefits of EU membership without the obligations. The UK is expected to officially leave the EU by the end of March 2019.

Source : CIA

COMPANY NAME AND ADDRESS

Company Name: FREEMANS PUBLIC LIMITED COMPANY
Company No: 00321643
Registered Address: 66-70 VICAR LANE LITTLE GERMANY BRADFORD BD99 2XG

COMPANY SUMMARY

Registered Address 66-70 VICAR LANE
LITTLE GERMANY
BRADFORD
BD99 2XG

Trading Address 66-70 Vicar Lane
Little Germany
Bradford
West Yorkshire
BD99 2XG

Website Address <http://www.freemans.com>

Telephone Number 01274575511

Fax Number

TPS No

FPS Yes

Incorporation Date 08/12/1936

Previous Name FREEMANS (LONDON S.W.9.) LIMITED

Type Public limited with Share Capital

FTSE Index -

Date of Change 31/12/1981

Filing Date of Accounts 24/05/2018

Currency GBP

Share Capital £52,985,100

DISCLAIMER : This Report is **PRIVATE & CONFIDENTIAL** and it is prepared at the request of and for its use by the Subscriber only. The Subscriber shall use the contents of the Report merely as an aid to its business. Mira Inform Private Limited ("MIPL") has collated information/data in the Report, which have not been verified unless otherwise specifically mentioned in the Report. The Subscriber shall independently verify the accuracy and correctness of the information/data before in any way acting upon the same. MIPL shall not be liable for any harm, injury, loss or damage caused to the Subscriber due to default by the Subscriber's debtors/beneficiaries in fulfilling their obligations of any nature whatsoever. This Report or any of its portion shall not be used as a documentary evidence or otherwise before any investigative agencies or forum of law. This Report is confidential and proprietary to MIPL. The Subscriber and/or any other person(s) may not reproduce, publish or disclose any of the contents of the Report to others without the express authorization of MIPL. This Report is prepared and issued to the Subscriber without any risk, responsibility or liability on the part of MIPL or its officials.

SIC07 47910
Charity Number -
SIC07 Description RETAIL SALE VIA MAIL ORDER HOUSES OR VIA INTERNET
Principal Activity Engaged in a home shopping business.

ADDITIONAL INFORMATION

CCJ's 0 (£0)
No CCJ Information To Display
Ultimate Holding Company OTTO AKTIENGESELLSCHAFT FUER BETEILIGUNG
Accountant -
Mortgages 3
Trade Debtors -
Group 40 companies
Linkages 2166 companies
Countries In 49 countries

KEY FINANCIALS

Year to Date	Turnover	Pre Tax Profit	Shareholder's Funds	Employees
03/03/2018	£130,542,000	£1,464,000	£30,256,000	179
25/02/2017	£121,729,000	£4,014,000	£7,770,000	177
27/02/2016	£114,780,000	£3,434,000	£38,940,000	163

MORTGAGE SUMMARY

Total Mortgage 3
Outstanding 0
Satisfied 3

TRADE DEBTORS / BAD DEBT SUMMARY

Total Number of Documented Trade 2
Total Value of Documented Trade £7,795

COMMENTARY

This company's return on total assets employed ratio indicates a relatively efficient use of assets.
This company has only made late payments on a low percentage of invoices.
This company's ratio of total liabilities to total assets indicates the presence of moderate equity funding.
The company has more cash than short term bank borrowings.
This company trades in an industry with a higher level of corporate failures.

CCJ

Total Number of Exact CCJs -	0	Total Value of Exact CCJs -	
Total Number of Possible CCJs -	1	Total Value of Possible CCJs -	£1,652
Total Number of Satisfied CCJs -	0	Total Value of Satisfied CCJs -	
Total Number of Writs -	-		

Total Current Directors	3	Total Current Secretaries	1
Total Previous Directors / Company Secretaries	54	Total Person's With Significant Control	1

CURRENT DIRECTORS

Title	Mr	Function	Director
Name	John Hinchcliffe	Nationality	British
Date of Birth	01/1965	Present Appointments	4
Latest Address	66-70 Vicar Lane, Little Germany, Bradford, West Yorkshire	Appointment Date	01/10/2012
Post Code	BD1 5AG		
Other Actions	View Director Report	View Consumer Report	View AML Report
	View Trace Report	View Compliance Report	
Title	Mr	Function	Director
Name	Neill Lewis Mcdonald Moore	Nationality	British
Date of Birth	12/1966	Present Appointments	23
Latest Address	66-70 Vicar Lane, Little Germany, Bradford, West Yorkshire	Appointment Date	08/12/2008

DISCLAIMER : This Report is **PRIVATE & CONFIDENTIAL** and it is prepared at the request of and for its use by the Subscriber only. The Subscriber shall use the contents of the Report merely as an aid to its business. Mira Inform Private Limited ("MIPL") has collated information/data in the Report, which have not been verified unless otherwise specifically mentioned in the Report. The Subscriber shall independently verify the accuracy and correctness of the information/data before in any way acting upon the same. MIPL shall not be liable for any harm, injury, loss or damage caused to the Subscriber due to default by the Subscriber's debtors/beneficiaries in fulfilling their obligations of any nature whatsoever. This Report or any of its portion shall not be used as a documentary evidence or otherwise before any investigative agencies or forum of law. This Report is confidential and proprietary to MIPL. The Subscriber and/or any other person(s) may not reproduce, publish or disclose any of the contents of the Report to others without the express authorization of MIPL. This Report is prepared and issued to the Subscriber without any risk, responsibility or liability on the part of MIPL or its officials.

Post Code	BD99 2XG		
Other Actions	View Director Report	View Consumer Report	View AML Report
	View Trace Report	View Compliance Report	

Title	Mr	Function	Director
Name	Marc Erich Bernd Wolfgang Opelt	Nationality	German
Date of Birth	11/1962	Present Appointments	3
Latest Address	66-70 Vicar Lane, Little Germany, Bradford, West Yorkshire	Appointment Date	01/07/2014
Post Code	BD1 5AG		
Other Actions	View Director Report	View Consumer Report	View AML Report
	View Trace Report	View Compliance Report	

CURRENT COMPANY SECRETARY

Title	Mr	Function	Company Secretary
Name	Andrew James Lord	Nationality	British
Date of Birth	03/1964	Present Appointments	74
Latest Address	66-70 Vicar Lane, Little Germany, Bradford, West Yorkshire	Appointment Date	19/08/2008
Post Code	BD99 2XG		
Other Actions		View Consumer Report	View Trace Report
	View Compliance Report		

TOP SHAREHOLDERS
















Name	Currency	Share Count	Share Type	Nominal Value	% of Total Share Count
FREEMANS GRATTAN HOLDINGS LTD	GBP	211,940,397	ORDINARY	0.25	100
WINFRIED STEEGER	GBP	1	ORDINARY	0.25	0

FINANCIALS


Profit & Loss

	Date Of Accounts	03/03/18	(%)	25/02/17	(%)	27/02/16	(%)	28/02/15	(%)	01/03/14
	Weeks	53	(%)	52	(%)	52	(%)	52	(%)	52
	Currency	GBP	(%)	GBP	(%)	GBP	(%)	GBP	(%)	GBP

















DISCLAIMER : This Report is **PRIVATE & CONFIDENTIAL** and it is prepared at the request of and for its use by the Subscriber only. The Subscriber shall use the contents of the Report merely as an aid to its business. Mira Inform Private Limited ("MIPL") has collated information/data in the Report, which have not been verified unless otherwise specifically mentioned in the Report. The Subscriber shall independently verify the accuracy and correctness of the information/data before in any way acting upon the same. MIPL shall not be liable for any harm, injury, loss or damage caused to the Subscriber due to default by the Subscriber's debtors/beneficiaries in fulfilling their obligations of any nature whatsoever. This Report or any of its portion shall not be used as a documentary evidence or otherwise before any investigative agencies or forum of law. This Report is confidential and proprietary to MIPL. The Subscriber and/or any other person(s) may not reproduce, publish or disclose any of the contents of the Report to others without the express authorization of MIPL. This Report is prepared and issued to the Subscriber without any risk, responsibility or liability on the part of MIPL or its officials.

	Consolidated A/cs	N	(%)	N	(%)	N	(%)	N	(%)	N
	Turnover	£130,542,000	7.2%	£121,729,000	6.1%	£114,780,000	9.5%	£104,798,000	8.5%	£96,621,000
	Export	-	-	-	-	-	-	-	-	-
	Cost of Sales	£113,341,000	12.7%	£100,533,000	5.8%	£94,986,000	7.3%	£88,561,000	2.6%	£86,317,000
	Gross Profit	£17,201,000	18.8%	£21,196,000	7.1%	£19,794,000	21.9%	£16,237,000	57.6%	£10,304,000
	Wages & Salaries	£9,431,000	10.4%	£8,542,000	1.7%	£8,397,000	-0.6%	£8,445,000	-11.5%	£9,542,000
	Directors Emoluments	£671,000	-9.7%	£743,000	-43.4%	£1,313,000	7.9%	£1,217,000	39.9%	£870,000
	Operating Profit	£3,377,000	-38.8%	£5,521,000	48%	£3,730,000	61%	£2,317,000	78%	£1,302,000
	Depreciation	£127,000	-7.3%	£137,000	-19.9%	£171,000	-73.8%	£652,000	-6.9%	£700,000
	Audit Fees	£40,000	25%	£32,000	-	£32,000	-	£32,000	3.2%	£31,000
	Interest Payments	£117,000	-5.6%	£124,000	158.3%	£48,000	-68.2%	£151,000	-95.5%	£3,355,000
	Pre Tax Profit	£1,464,000	-63.5%	£4,014,000	16.9%	£3,434,000	492%	£-876,000	57.2%	£-2,046,000
	Taxation	£-2,000	-100.2%	£1,067,000	-26.1%	£1,444,000	-18%	£1,760,000	-36.9%	£2,788,000
	Profit After Tax	£1,462,000	-71.2%	£5,081,000	4.2%	£4,878,000	451.8%	£884,000	19.1%	£742,000
	Dividends Payable	-	-	-	-	-	-	-	-	-
	Retained Profit	£1,462,000	-71.2%	£5,081,000	4.2%	£4,878,000	451.8%	£884,000	19.1%	£742,000

Balance Sheet

	Date Of Accounts	03/03/18	(%)	25/02/17	(%)	27/02/16	(%)	28/02/15	(%)	01/03/14
	Tangible Assets	£734,000	-9.3%	£809,000	-8.7%	£886,000	-21.7%	£1,132,000	-59.8%	£2,813,000

DISCLAIMER : This Report is **PRIVATE & CONFIDENTIAL** and it is prepared at the request of and for its use by the Subscriber only. The Subscriber shall use the contents of the Report merely as an aid to its business. Mira Inform Private Limited ("MIPL") has collated information/data in the Report, which have not been verified unless otherwise specifically mentioned in the Report. The Subscriber shall independently verify the accuracy and correctness of the information/data before in any way acting upon the same. MIPL shall not be liable for any harm, injury, loss or damage caused to the Subscriber due to default by the Subscriber's debtors/beneficiaries in fulfilling their obligations of any nature whatsoever. This Report or any of its portion shall not be used as a documentary evidence or otherwise before any investigative agencies or forum of law. This Report is confidential and proprietary to MIPL. The Subscriber and/or any other person(s) may not reproduce, publish or disclose any of the contents of the Report to others without the express authorization of MIPL. This Report is prepared and issued to the Subscriber without any risk, responsibility or liability on the part of MIPL or its officials.

			%				%		%	
	Intangible Assets	£784,000	- 23.4 %	£1,024,000	- 13.4 %	£1,183,000	- 7.9 %	£1,284,000	-	0
	Total Fixed Assets	£1,518,000	- 17.2 %	£1,833,000	- 11.4 %	£2,069,000	- 14.4 %	£2,416,000	- 14.1 %	£2,813,000
	Stock	£3,444,000	65.7 %	£2,079,000	-1.9%	£2,120,000	51.6 %	£1,398,000	23.2 %	£1,135,000
	Trade Debtors	£61,993,000	1.8 %	£60,877,000	6.9%	£56,962,000	8%	£52,731,000	4.9%	£50,290,000
	Cash	£8,482,000	- 33%	£12,655,000	88.4 %	£6,717,000	17.5 %	£5,715,000	113.8 %	£2,673,000
	Other Debtors	£44,288,000	- 16.2 %	£52,828,000	-8.4%	£57,656,000	- 3.6 %	£59,816,000	- 16.9 %	£71,954,000
	Miscellaneous Current Assets	0	-	0	-	0	-	0	-	0
	Total Current Assets	£118,207,000	-8%	£128,439,000	4%	£123,455,000	3.2 %	£119,660,000	-5.1%	£126,052,000
	Trade Creditors	£2,452,000	- 47.9 %	£4,707,000	- 23.2 %	£6,125,000	- 3.1 %	£6,318,000	88.5 %	£3,352,000
	Bank Loans & Overdrafts	0	-	0	-	0	-	0	-	0
	Other Short Term Finance	£35,944,000	1.7 %	£35,326,000	4.6%	£33,770,000	18.6 %	£28,477,000	-9.6%	£31,497,000
	Miscellaneous Current Liabilities	£17,014,000	6.1 %	£16,037,000	-4.7%	£16,829,000	- 2.4 %	£17,238,000	7.5%	£16,034,000
	Total Current Liabilities	£55,410,000	- 1.2 %	£56,070,000	-1.2%	£56,724,000	9%	£52,033,000	2.3%	£50,883,000
	Bank Loans & Overdrafts and LTL	£34,059,000	- 48.7 %	£66,432,000	122.5 %	£29,860,000	- 32.5 %	£44,207,000	-15%	£51,984,000
	Other Long Term Finance	0	-	0	-	0	-	0	-	0
	Total Long	£34,059,000	-	£66,432,000	122.5	£29,860,000	-	£44,207,000	-15%	£51,984,000

DISCLAIMER : This Report is **PRIVATE & CONFIDENTIAL** and it is prepared at the request of and for its use by the Subscriber only. The Subscriber shall use the contents of the Report merely as an aid to its business. Mira Inform Private Limited ("MIPL") has collated information/data in the Report, which have not been verified unless otherwise specifically mentioned in the Report. The Subscriber shall independently verify the accuracy and correctness of the information/data before in any way acting upon the same. MIPL shall not be liable for any harm, injury, loss or damage caused to the Subscriber due to default by the Subscriber's debtors/beneficiaries in fulfilling their obligations of any nature whatsoever. This Report or any of its portion shall not be used as a documentary evidence or otherwise before any investigative agencies or forum of law. This Report is confidential and proprietary to MIPL. The Subscriber and/or any other person(s) may not reproduce, publish or disclose any of the contents of the Report to others without the express authorization of MIPL. This Report is prepared and issued to the Subscriber without any risk, responsibility or liability on the part of MIPL or its officials.

FREEMANS PUBLIC LIMITED COMPANY - 542362

PAGE NO. : 10

	Term Liabilities	00	48.7 %	00	%	00	32.5 %	00		00
--	------------------	----	--------	----	---	----	--------	----	--	----

Capital & Reserves

	Date Of Accounts	03/03/18	(%)	25/02/17	(%)	27/02/16	(%)	28/02/15	(%)	01/03/14
	Called Up Share Capital	£52,985,000	-	£52,985,000	-	£52,985,000	-	£52,985,000	-	£52,985,000
	P & L Account Reserve	£92,774,000	19.4%	£115,136,000	32.8 %	£86,717,000	10.8 %	£97,195,000	0.2 %	£97,033,000
	Revaluation Reserve	-	-	-	-	-	-	-	-	-
	Sundry Reserves	£70,045,000	0.2%	£69,921,000	- 3.8%	£72,672,000	3.7%	£70,046,000	-	£70,046,000
	Shareholder Funds	£30,256,000	289.4 %	£7,770,000	-80%	£38,940,000	50.7 %	£25,836,000	- 0.6 %	£25,998,000



Other Financial Items

	Date Of Accounts	03/03/18	(%)	25/02/17	(%)	27/02/16	(%)	28/02/15	(%)	01/03/14
	Net Worth	£29,472,000	336.9 %	£6,746,000	- 82.1 %	£37,757,000	53.8 %	£24,552,000	- 5.6 %	£25,998,000
	Working Capital	£62,797,000	- 13.2 %	£72,369,000	8.4%	£66,731,000	- 1.3%	£67,627,000	- 10 %	£75,169,000
	Total Assets	£119,725,000	-8.1%	£130,272,000	3.8%	£125,524,000	2.8%	£122,076,000	- 5.3 %	£128,865,000
	Total Liabilities	£89,469,000	-27%	£122,502,000	41.5 %	£86,584,000	-10%	£96,240,000	- 6.4 %	£102,867,000
	Net Assets	£30,256,000	289.4 %	£7,770,000	-80%	£38,940,000	50.7 %	£25,836,000	- 0.6 %	£25,998,000



Cash Flow

	Date Of Accounts	03/03/18	(%)	25/02/17	(%)	27/02/16	(%)	28/02/15	(%)	01/03/14
	Net Cashflow from Operations	-	-	-	-	-	-	-	-	-
	Net Cashflow before Financing	-	-	-	-	-	-	-	-	-












DISCLAIMER : This Report is **PRIVATE & CONFIDENTIAL** and it is prepared at the request of and for its use by the Subscriber only. The Subscriber shall use the contents of the Report merely as an aid to its business. Mira Inform Private Limited ("MIPL") has collated information/data in the Report, which have not been verified unless otherwise specifically mentioned in the Report. The Subscriber shall independently verify the accuracy and correctness of the information/data before in any way acting upon the same. MIPL shall not be liable for any harm, injury, loss or damage caused to the Subscriber due to default by the Subscriber's debtors/beneficiaries in fulfilling their obligations of any nature whatsoever. This Report or any of its portion shall not be used as a documentary evidence or otherwise before any investigative agencies or forum of law. This Report is confidential and proprietary to MIPL. The Subscriber and/or any other person(s) may not reproduce, publish or disclose any of the contents of the Report to others without the express authorization of MIPL. This Report is prepared and issued to the Subscriber without any risk, responsibility or liability on the part of MIPL or its officials.

	Net Cashflow from Financing	-	-	-	-	-	-	-	-	-
	Increase in Cash	-	-	-	-	-	-	-	-	-



Miscellaneous

	Date Of Accounts	03/03/18	(%)	25/02/17	(%)	27/02/16	(%)	28/02/15	(%)	01/03/14
	Contingent Liability	YES	-	YES	-	YES	-	YES	-	YES
	Capital Employed	£64,315,000	-13.3%	£74,202,000	7.9%	£68,800,000	-1.8%	£70,043,000	-10.2%	£77,982,000
	Number of Employees	179	1.1%	177	8.6%	163	-6.3%	174	0.6%	173
	Accountants									
	Auditors	KPMG LLP								
	Auditor Comments	The audit report contains no adverse comments								
	Bankers	HSBC BANK PLC								
	Bank Branch Code									

Ratios

	Date Of Accounts	03/03/18	25/02/17	27/02/16	28/02/15	01/03/14
	Pre-tax profit margin %	1.12	3.30	2.99	-0.84	-2.12
	Current ratio	2.13	2.29	2.18	2.30	2.48
	Sales/Net Working Capital	2.08	1.68	1.72	1.55	1.29
	Gearing %	112.60	855	76.70	171.10	200
	Equity in %	25.40	6	31.30	21.40	20.20
	Creditor Days	6.96	14.07	19.42	21.94	12.62
	Debtor Days	176.18	182.03	180.64	183.15	189.45
	Liquidity/Acid Test	2.07	2.25	2.13	2.27	2.45
	Return On Capital Employed %	2.27	5.40	4.99	-1.25	-2.62
	Return On Total Assets Employed %	1.22	3.08	2.73	-0.71	-1.58
	Current Debt Ratio	1.83	7.21	1.45	2.01	1.95
	Total Debt Ratio	2.95	15.76	2.22	3.72	3.95

DISCLAIMER : This Report is **PRIVATE & CONFIDENTIAL** and it is prepared at the request of and for its use by the Subscriber only. The Subscriber shall use the contents of the Report merely as an aid to its business. Mira Inform Private Limited ("MIPL") has collated information/data in the Report, which have not been verified unless otherwise specifically mentioned in the Report. The Subscriber shall independently verify the accuracy and correctness of the information/data before in any way acting upon the same. MIPL shall not be liable for any harm, injury, loss or damage caused to the Subscriber due to default by the Subscriber's debtors/beneficiaries in fulfilling their obligations of any nature whatsoever. This Report or any of its portion shall not be used as a documentary evidence or otherwise before any investigative agencies or forum of law. This Report is confidential and proprietary to MIPL. The Subscriber and/or any other person(s) may not reproduce, publish or disclose any of the contents of the Report to others without the express authorization of MIPL. This Report is prepared and issued to the Subscriber without any risk, responsibility or liability on the part of MIPL or its officials.

	Stock Turnover Ratio %	2.63	1.70	1.84	1.33	1.17
	Return on Net Assets Employed %	4.83	51.66	8.81	-3.39	-7.86

EVENT HISTORY VIEW DOCUMENTS

Date	Description
16/08/2018	Confirmation Statement
02/06/2018	Payment Data Update Received
01/06/2018	New Accounts Filed
26/08/2017	New Accounts Filed
17/08/2017	Confirmation Statement
03/04/2017	Miss S. Jones has left the board
10/02/2017	Payment Data Update Received
09/02/2017	Payment Data Update Received
13/08/2016	Annual Returns
08/06/2016	Payment Data Update Received
07/06/2016	New Accounts Filed
07/06/2016	New Accounts Filed
06/11/2015	Ms D. Fowler has left the board
06/11/2015	B. Bahmann has left the board
06/11/2015	Mr A.L. Indyk has left the board

PREVIOUS COMPANY NAMES

Date	Previous Name
31/12/1981	FREEMANS (LONDON S.W.9.) LIMITED

WRIT DETAILS

No writs found

STATISTICS

Group	40 companies
Linkages	2166 companies
Countries	In 49 countries

DISCLAIMER : This Report is **PRIVATE & CONFIDENTIAL** and it is prepared at the request of and for its use by the Subscriber only. The Subscriber shall use the contents of the Report merely as an aid to its business. Mira Inform Private Limited ("MIPL") has collated information/data in the Report, which have not been verified unless otherwise specifically mentioned in the Report. The Subscriber shall independently verify the accuracy and correctness of the information/data before in any way acting upon the same. MIPL shall not be liable for any harm, injury, loss or damage caused to the Subscriber due to default by the Subscriber's debtors/beneficiaries in fulfilling their obligations of any nature whatsoever. This Report or any of its portion shall not be used as a documentary evidence or otherwise before any investigative agencies or forum of law. This Report is confidential and proprietary to MIPL. The Subscriber and/or any other person(s) may not reproduce, publish or disclose any of the contents of the Report to others without the express authorization of MIPL. This Report is prepared and issued to the Subscriber without any risk, responsibility or liability on the part of MIPL or its officials.

SUMMARY

Holding Company	FREEMANS GRATTAN HOLDINGS LIMITED
Ownership Status	Wholly Owned
Ultimate Holding Company	OTTO AKTIENGESELLSCHAFT FUER BETEILIGUNG

GROUP STRUCTURE FULL

Company Name	Registered Number	Latest Key Financials	Consol. Accounts	Turnover
OTTO AKTIENGESELLSCHAFT...	N/A	-	-	
BLUE YONDER GMBH	HRB 704547	31.12.2017	N	€12,181,413
BLUE YONDER SOFTWARE...	08363264	31.12.2017	N	£449,348
EOS INTERNATIONAL BETE...	HRB 37437	-	-	
EOS SOLUTIONS UK PLC	01070670	28.02.2018	N	£2,035,378
HERMES GENERAL SERVICE...	N/A	-	-	
HERMES EUROPEAN LOGI...	06602085	28.02.2018	N	£1,575,000
OTTO (GMBH & CO KG)	HRA 62024	28.02.2018	Y	€14,448,811,000
EOS HOLDING GMBH	HRB 124966	-	-	
EOS CREDIT FUNDING...	IE575157	28.02.2018	N	€19,921,148
EOS INTERNATIONAL BE...	HRB 37437	-	-	
OTTO-EUROPE BETEILIGUN...	HRB 37027	-	-	
FREEMANS GRATTAN HOL...	03781251	03.03.2018	N	
FREEMANS PUBLIC LI...	00321643	03.03.2018	N	£130,542,000
DOWNLAND DEBT REC...	00820590	03.03.2018	N	
FREEMANS INTERNAT...	00894694	03.03.2018	N	
RESOLVE DEBT MANA...	01192575	03.03.2018	N	
S.K.L.LIMITED	00411609	03.03.2018	N	
TEXPLANT CORPORAT...	00352808	03.03.2018	N	
GRATTAN PUBLIC LIM...	00249001	03.03.2018	N	£113,350,000
GRATTAN LOGISTICS...	03715681	03.03.2018	N	
WITT (UK) LIMITED	04408889	03.03.2018	N	
A.E. ALLITT LTD	00617231	03.03.2018	N	

DISCLAIMER : This Report is **PRIVATE & CONFIDENTIAL** and it is prepared at the request of and for its use by the Subscriber only. The Subscriber shall use the contents of the Report merely as an aid to its business. Mira Inform Private Limited ("MIPL") has collated information/data in the Report, which have not been verified unless otherwise specifically mentioned in the Report. The Subscriber shall independently verify the accuracy and correctness of the information/data before in any way acting upon the same. MIPL shall not be liable for any harm, injury, loss or damage caused to the Subscriber due to default by the Subscriber's debtors/beneficiaries in fulfilling their obligations of any nature whatsoever. This Report or any of its portion shall not be used as a documentary evidence or otherwise before any investigative agencies or forum of law. This Report is confidential and proprietary to MIPL. The Subscriber and/or any other person(s) may not reproduce, publish or disclose any of the contents of the Report to others without the express authorization of MIPL. This Report is prepared and issued to the Subscriber without any risk, responsibility or liability on the part of MIPL or its officials.

BON PRIX LTD	01110493	03.03.2018	N	
DIRECT HOME SHOPP...	01653140	03.03.2018	N	
OLI LIMITED	06126926	03.03.2018	N	
GRATTAN HOME SHOP...	01221568	03.03.2018	N	
GRATTAN INTERNATI...	01465444	03.03.2018	N	
GRATTAN (LEICESTE...	00248996	03.03.2018	N	
HERMES PARCELNET...	03900782	28.02.2018	N	£665,585,000
HERMES GENERAL...	04245517	28.02.2018	N	
PARCELNET LIMITED	06851446	28.02.2018	N	
KALEIDOSCOPE LIMITED	02115154	03.03.2018	N	
LEAROYD & CALVERL...	00089623	03.03.2018	N	
LOOK AGAIN LIMITED	01554147	03.03.2018	N	
RAINBOW HOME SHOP...	02219920	03.03.2018	N	
SCOOPS (BRADFORD)...	00200548	03.03.2018	N	
YOU AND YOURS LIM...	01625712	03.03.2018	N	
TOGETHER LIMITED	01818712	28.02.2018	N	£4,821,000
WITT BETEILIGUNGS VERW...	N/A	-	-	

STATISTICS

Group	40 companies
Linkages	2166 companies
Countries	In 49 countries

OTHER LINKED COMPANIES

Name	Number	Latest Key Financials	Turnover
VK GMBH	HRB 8766 NP	28.02.2010	
TD UNITED KINGDOM ACQUISITION LIMITED	04603099	31.01.2018	
OTTO FRANCE HOLDING	790077168	31.12.2017	€72,697
DEUTSCHE SPARKASSEN LEASING AG & CO. KG	HRA 3330	30.09.2017	€7,353,353,955
DEUTSCHE LEASING FINANCE GMBH	HRB 3528	30.09.2017	€54,806,763
TECH DATA ITALIA SRL	MI1141341	31.01.2018	€960,986,031
MARTINTER	487602740	31.12.2017	
ZWEITE MERCATOR VERMIETUNGSGESELLSCHAFT MBH	HRB 79505	28.02.2017	

DISCLAIMER : This Report is **PRIVATE & CONFIDENTIAL** and it is prepared at the request of and for its use by the Subscriber only. The Subscriber shall use the contents of the Report merely as an aid to its business. Mira Inform Private Limited ("MIPL") has collated information/data in the Report, which have not been verified unless otherwise specifically mentioned in the Report. The Subscriber shall independently verify the accuracy and correctness of the information/data before in any way acting upon the same. MIPL shall not be liable for any harm, injury, loss or damage caused to the Subscriber due to default by the Subscriber's debtors/beneficiaries in fulfilling their obligations of any nature whatsoever. This Report or any of its portion shall not be used as a documentary evidence or otherwise before any investigative agencies or forum of law. This Report is confidential and proprietary to MIPL. The Subscriber and/or any other person(s) may not reproduce, publish or disclose any of the contents of the Report to others without the express authorization of MIPL. This Report is prepared and issued to the Subscriber without any risk, responsibility or liability on the part of MIPL or its officials.

TECH DATA FRANCE HOLDING	420694127	31.01.2018	
SCHWAB VERSAND GMBH	HRB 1073	28.02.2017	€266,143,408
3SI SERVICES	529033995	31.12.2017	€105,664
TECH DATA DEUTSCHLAND GMBH	HRB 81681	31.01.2017	
ALPHA CREDIT NV	445781316	31.12.2014	€218,108,491
3SI COMMERCE	408536928	31.12.2017	€743,727
RHENUS IMMOBILIEN WEST GMBH & CO. KG	HRA 40849	31.12.2009	
3SI HOLDING	538824913	31.12.2017	€3,449,694
COMPAGNIE INTERNATIONALE POUR LA VENTE A DISTANCE	321008013	31.12.2015	€158,393,697
EOS CREDIREC	488825217	31.12.2017	€24,688,979
OTTO B.V.	18022051	28.02.2018	€58,038,000
TECH DATA DENMARK APS	71260216	31.01.2018	2,237,765,000 KR

MORTGAGE DETAILS

Mortgage Type:	DEED OF CHARGE AND ASSIGNMENT		
Date Charge Created:	29/06/05		
Date Charge Registered:	05/07/05		
Date Charge Satisfied:	30/03/12		
Status:	SATISFIED		
Person(s) Entitled:	ZEPHYROS LIMITED		
Amount Secured:			
Details:	RIGHT TITLE AND INTEREST IN AND TO THE CHARGED MONIES ALL BOOK AND OTHER DEBTS FLOATING CHARGE ALL ITS PROPERTY ASSETS AND RIGHTS A SPECIFIC EQUITABLE CHARGE OVER ALL FREEHOLD AND LEASEHOLD PROPERTIES AND/OR THE PROCEEDS OF SALE THEREOF FIXED AND FLOATING CHARGES OVER UNDERTAKING AND ALL PROPERTY AND ASSETS PRESENT AND FUTURE INCLUDING GOODWILL BOOK DEBTS AND THE BENEFITS OF ANY LICENCES		
Mortgage Type:	DEED OF CHARGE AND ASSIGNMENT		
Date Charge Created:	11/07/00		
Date Charge Registered:	27/07/00		
Date Charge Satisfied:	29/06/05		
Status:	SATISFIED		
Person(s) Entitled:	REGENCY ASSETS LIMITED		
Amount Secured:	ALL MONIES DUE OR TO BECOME DUE FROM THE COMPANY TO THE CHARGEES PURSUANT TO THEIR RECEIVABLES PARTICIPATION AGREEMENT AND/OR CHARGE OF ASSIGNMENT		
Details:	FIRST FIXED CHARGE ALL RIGHT TITLE AND INTEREST IN AND TO CHARGED MONIES AND ALL BOOK AND OTHER DEBTS AND FIRST FLOATING CHARGE ITS OBLIGATIONS UNDER RECEIVABLES		

DISCLAIMER : This Report is **PRIVATE & CONFIDENTIAL** and it is prepared at the request of and for its use by the Subscriber only. The Subscriber shall use the contents of the Report merely as an aid to its business. Mira Inform Private Limited ("MIPL") has collated information/data in the Report, which have not been verified unless otherwise specifically mentioned in the Report. The Subscriber shall independently verify the accuracy and correctness of the information/data before in any way acting upon the same. MIPL shall not be liable for any harm, injury, loss or damage caused to the Subscriber due to default by the Subscriber's debtors/beneficiaries in fulfilling their obligations of any nature whatsoever. This Report or any of its portion shall not be used as a documentary evidence or otherwise before any investigative agencies or forum of law. This Report is confidential and proprietary to MIPL. The Subscriber and/or any other person(s) may not reproduce, publish or disclose any of the contents of the Report to others without the express authorization of MIPL. This Report is prepared and issued to the Subscriber without any risk, responsibility or liability on the part of MIPL or its officials.

	PARTICIPATION AGREEMENT ITS UNDERTAKING AND ALL ITS PROPERTY RIGHTS WHATSOEVER AND WHERESOEVER AND THE ASSIGNED INTERESTS SEE THE MORTGAGECHARGE DOCUMENT FOR FULL DETAILS
--	--

Mortgage Type:	DEED OF CHARGE AND ASSIGNMENT
Date Charge Created:	25/02/00
Date Charge Registered:	16/03/00
Date Charge Satisfied:	20/06/00
Status:	SATISFIED
Person(s) Entitled:	HSBC INTERNATIONAL TRADE FINANCE LTD
Amount Secured:	ALL MONIES DUE OR TO BECOME DUE FROM THE COMPANY TO THE CHARGEES ON ANY ACCOUNT WHATSOEVER
Details:	A FIXED CHARGE OVER I) CHARGED MONIES, II) DEBTS, III) A FIRST FLOATING CHARGE OVER ITS UNDERTAKING AND ALL ITS PROPERTY ASSETS AND RIGHTS WHATSOEVER AND WHERESOEVER BOTH PRESENT AND FUTURE; SEE THE MORTGAGE CHARGE DOCUMENT FOR FULL DETAILS

CREDITOR DETAILS

	Total Number	Total Value
Trade Creditors	0	-
No Creditor Data		

TRADE DEBTORS / BAD DEBT DETAIL

	Total Number of Documented Trade	Total Value of Documented Trade
Trade Debtors	2	£7,795
Company Name	Amount	Statement Date
Aura Stores Limited	£7,673	08/08/2011
Koodos Ltd	£122	28/10/2010

PREVIOUS DIRECTOR/COMPANY SECRETARIES

Name	Current Active Appointments	Previous Appointments	Dissolved Companies
Marc Andreas Berg	0	2	0
John Arthur Fredrick Stringer	0	3	2
William Henley	0	4	2
Stephen Thomas Weeks	0	9	13

DISCLAIMER : This Report is **PRIVATE & CONFIDENTIAL** and it is prepared at the request of and for its use by the Subscriber only. The Subscriber shall use the contents of the Report merely as an aid to its business. Mira Inform Private Limited ("MIPL") has collated information/data in the Report, which have not been verified unless otherwise specifically mentioned in the Report. The Subscriber shall independently verify the accuracy and correctness of the information/data before in any way acting upon the same. MIPL shall not be liable for any harm, injury, loss or damage caused to the Subscriber due to default by the Subscriber's debtors/beneficiaries in fulfilling their obligations of any nature whatsoever. This Report or any of its portion shall not be used as a documentary evidence or otherwise before any investigative agencies or forum of law. This Report is confidential and proprietary to MIPL. The Subscriber and/or any other person(s) may not reproduce, publish or disclose any of the contents of the Report to others without the express authorization of MIPL. This Report is prepared and issued to the Subscriber without any risk, responsibility or liability on the part of MIPL or its officials.

David Isaacs	0	3	2
Liam Gerald Strong	4	15	14
Alistair James Skelsey	0	2	0
Norman Finnigan	2	4	5
Richard Albert Stokes	0	2	3
James Gillies	0	4	5
Eric Gordon Pool	0	3	1
Tadeusz Paluchowski	0	1	0
Alison Maxine Head	0	1	0
Graham Phillips	0	8	12
Pamela Rosemary Astles	2	3	9
Ian Andrew	0	47	34
Gert Rietz	0	4	0
Michael Edmund Crusemann	0	4	0
Richard Allan Caring	32	18	26
Siegfried Kockmann	0	2	0
Michael Otto	0	2	0
Hans-Otto Schrader	0	4	0
Christine Noella Southam	3	3	1
Christopher West	0	26	20
Andrew Edwin Jackson	0	1	0
Charles Richard Pearmine	0	2	1
Wolfgang Linder	0	2	0
Alistair James Skelsey	0	10	8
Rainer Hillebrand	0	2	0
John Jeremy Pearmund	2	24	15
Derek Oldham	2	3	1
Peter William Anderson	0	2	2
Janet McAulay	1	5	0
Carole Maxine Walker	3	2	0
Richard Paul Boland	1	9	29
Elizabeth O'Doherty	1	3	1
Ian Campbell Percival	7	8	17
Winfred Christian Reinhold Zimmermann	0	2	0
Peter Gelsdorf	0	3	0
Diethard Fritz Gagelmann	0	2	0
Anthony Lewis Indyk	3	4	0
Jurgen Schulte Laggenbeck	0	3	0
Michael John Hancox	0	27	28
Jane Veronica May	0	5	0
Michael Leslie Hawker	3	27	15
Dirk Hauke	0	2	0
Jakob Jacobus Koert Tulleners	0	5	0
Susan Jones	0	3	1
Walter Murray Blackwood	2	10	2

DISCLAIMER : This Report is **PRIVATE & CONFIDENTIAL** and it is prepared at the request of and for its use by the Subscriber only. The Subscriber shall use the contents of the Report merely as an aid to its business. Mira Inform Private Limited ("MIPL") has collated information/data in the Report, which have not been verified unless otherwise specifically mentioned in the Report. The Subscriber shall independently verify the accuracy and correctness of the information/data before in any way acting upon the same. MIPL shall not be liable for any harm, injury, loss or damage caused to the Subscriber due to default by the Subscriber's debtors/beneficiaries in fulfilling their obligations of any nature whatsoever. This Report or any of its portion shall not be used as a documentary evidence or otherwise before any investigative agencies or forum of law. This Report is confidential and proprietary to MIPL. The Subscriber and/or any other person(s) may not reproduce, publish or disclose any of the contents of the Report to others without the express authorization of MIPL. This Report is prepared and issued to the Subscriber without any risk, responsibility or liability on the part of MIPL or its officials.

Britta Bahlmann	0	2	0
Diane Fowler	0	2	0
Andrea Sibylle Ebinger	0	3	0
Timm Homann	0	3	0
Paul Wilhelmus Nijhof	0	2	0
Total Persons With Significant Control	1	Total Statements	0
Active	1	Active	0
Ceased	0	Ceased	0

ACTIVE PERSONS WITH SIGNIFICANT CONTROL

Name	Freemans Grattan Holdings Limited	Kind	Corporate Entity With Significant Control
Address	66-70 Vicar Lane, Little Germany, Bradford, West Yorkshire	Notified On	06/04/2016
Post Code	BD99 2XG	Legal Form	Private Limited Company
Authority	Companies Act	Place Registered	Companies House
Country Registered	England & Wales	Registration Number	03781251
Nature Of Control	Ownership Of Shares 75 To 100 Percent, Voting Rights 75 To 100 Percent, Right To Appoint And Remove Directors, Significant Influence Or Control		

CEASED PERSONS WITH SIGNIFICANT CONTROL

No Ceased Persons With Significant Control To Display

ACTIVE STATEMENTS

No Active Statements To Display

CEASED STATEMENTS

No Ceased Statements To Display

DISCLAIMER : This Report is **PRIVATE & CONFIDENTIAL** and it is prepared at the request of and for its use by the Subscriber only. The Subscriber shall use the contents of the Report merely as an aid to its business. Mira Inform Private Limited ("MIPL") has collated information/data in the Report, which have not been verified unless otherwise specifically mentioned in the Report. The Subscriber shall independently verify the accuracy and correctness of the information/data before in any way acting upon the same. MIPL shall not be liable for any harm, injury, loss or damage caused to the Subscriber due to default by the Subscriber's debtors/beneficiaries in fulfilling their obligations of any nature whatsoever. This Report or any of its portion shall not be used as a documentary evidence or otherwise before any investigative agencies or forum of law. This Report is confidential and proprietary to MIPL. The Subscriber and/or any other person(s) may not reproduce, publish or disclose any of the contents of the Report to others without the express authorization of MIPL. This Report is prepared and issued to the Subscriber without any risk, responsibility or liability on the part of MIPL or its officials.

FOREIGN EXCHANGE RATES

Currency	Unit	Indian Rupees
US Dollar	1	INR 70.69
UK Pound	1	INR 90.14
Euro	1	INR 79.88
GBP	1	INR 89.95

Note : Above are approximate rates obtained from sources believed to be correct

INFORMATION DETAILS

Analysis Done by :	
Report Prepared by :	KET

DISCLAIMER : This Report is **PRIVATE & CONFIDENTIAL** and it is prepared at the request of and for its use by the Subscriber only. The Subscriber shall use the contents of the Report merely as an aid to its business. Mira Inform Private Limited ("MIPL") has collated information/data in the Report, which have not been verified unless otherwise specifically mentioned in the Report. The Subscriber shall independently verify the accuracy and correctness of the information/data before in any way acting upon the same. MIPL shall not be liable for any harm, injury, loss or damage caused to the Subscriber due to default by the Subscriber's debtors/beneficiaries in fulfilling their obligations of any nature whatsoever. This Report or any of its portion shall not be used as a documentary evidence or otherwise before any investigative agencies or forum of law. This Report is confidential and proprietary to MIPL. The Subscriber and/or any other person(s) may not reproduce, publish or disclose any of the contents of the Report to others without the express authorization of MIPL. This Report is prepared and issued to the Subscriber without any risk, responsibility or liability on the part of MIPL or its officials.

RATING EXPLANATIONS

Credit Rating	Explanation	Rating Comments
A++	Minimum Risk	Business dealings permissible with minimum risk of default
A+	Low Risk	Business dealings permissible with low risk of default
A	Acceptable Risk	Business dealings permissible with moderate risk of default
B	Medium Risk	Business dealings permissible on a regular monitoring basis
C	Medium High Risk	Business dealings permissible preferably on secured basis
D	High Risk	Business dealing not recommended or on secured terms only
NB	New Business	No recommendation can be done due to business in infancy stage
NT	No Trace	No recommendation can be done as the business is not traceable

NB is stated where there is insufficient information to facilitate rating. However, it is not to be considered as unfavourable.

This score serves as a reference to assess SC's credit risk and to set the amount of credit to be extended. It is calculated from a composite of weighted scores obtained from each of the major sections of this report. The assessed factors are as follows:

- Financial condition covering various ratios
- Company background and operations size
- Promoters / Management background
- Payment record
- Litigation against the subject
- Industry scenario / competitor analysis
- Supplier / Customer / Banker review (wherever available)