

## MIRA INFORM REPORT

<b>Report No. :</b>	542170
<b>Report Date :</b>	30.11.2018

### IDENTIFICATION DETAILS

<b>Name :</b>	ABB INDIA LIMITED (w.e.f. 14.06.2013)
<b>Formerly Known As :</b>	ABB LIMITED (w.e.f. 2013) ASEA BROWN BOVERI LIMITED (w.e.f. 13.10.1989) HINDUSTAN BROWN BOVERI LIMITED (w.e.f. 1965) HINDUSTAN ELECTRIC COMPANY LIMITED
<b>Registered Office :</b>	21 <sup>st</sup> Floor, World Trade Center, Brigade Gateway, No.26/1, Dr. Rajkumar Road, Malleshwaram (West), Bangalore – 560055, Karnataka
<b>Tel. No.:</b>	91-80-22949150/ 1999
<b>Country :</b>	India
<b>Financials (as on) :</b>	31.12.2017
<b>Date of Incorporation :</b>	24.12.1949
<b>CIN No.:</b> [Company Identification No.]	L32202KA1949PLC032923
<b>Capital Investment / Paid-up Capital :</b>	INR 423.800 Million
<b>IEC No.:</b> [Import-Export Code No.]	0388038047
<b>PAN No.:</b> [Permanent Account No.]	AAACA3834B
<b>GSTN :</b> [Goods & Service Tax Registration No.]	<ul style="list-style-type: none"> <li>• 29AAACA3834B1Z4 (Bangalore)</li> <li>• 27AAACA3834B1Z8 (Nashik)</li> <li>• 26AAACA3834B2Z9 (Dadra and Nagar Haveli)</li> <li>• 13AAACA3834B1ZH (Nagaland)</li> <li>• 02AAACA3834B1ZK (Himachal Pradesh)</li> <li>• 30AAACA3834B1ZL (Goa)</li> </ul>

**DISCLAIMER :** This Report is **PRIVATE & CONFIDENTIAL** and it is prepared at the request of and for its use by the Subscriber only. The Subscriber shall use the contents of the Report merely as an aid to its business. Mira Inform Private Limited ("MIPL") has collated information/data in the Report, which have not been verified unless otherwise specifically mentioned in the Report. The Subscriber shall independently verify the accuracy and correctness of the information/data before in any way acting upon the same. MIPL shall not be liable for any harm, injury, loss or damage caused to the Subscriber due to default by the Subscriber's debtors/beneficiaries in fulfilling their obligations of any nature whatsoever. This Report or any of its portion shall not be used as a documentary evidence or otherwise before any investigative agencies or forum of law. This Report is confidential and proprietary to MIPL. The Subscriber and/or any other person(s) may not reproduce, publish or disclose any of the contents of the Report to others without the express authorization of MIPL. This Report is prepared and issued to the Subscriber without any risk, responsibility or liability on the part of MIPL or its officials.

	<ul style="list-style-type: none"> <li>08AAACA3834B1Z8 (Rajasthan)</li> <li>01AAACA3834B1ZM (Jammu and Kashmir)</li> <li>10AAACA3834B1ZN (Bihar)</li> <li>33AAACA3834B1ZF (Tamilnadu)</li> <li>05AAACA3834B1ZE (Uttarakhand)</li> <li>22AAACA3834B1ZI (Chhattisgarh)</li> <li>06AAACA3834B1ZC (Haryana)</li> <li>18AAACA3834B1Z7 (Assam)</li> <li>09AAACA3834B1Z6 (Uttar Pradesh)</li> <li>03AAACA3834B1ZI (Punjab)</li> <li>24AAACA3834B1ZE (Gujarat)</li> <li>20AAACA3834B1ZM (Jharkhand)</li> <li>21AAACA3834B1ZK (Odisha)</li> </ul>
<b>Legal Form :</b>	A Public Limited Liability Company. The Company's Shares are Listed on the Stock Exchanges.
<b>Line of Business :</b>	The subject is engaged in: <ul style="list-style-type: none"> <li>Manufacture of electric motors, generators, transformers and electricity distribution and control apparatus.</li> <li>Manufacture of electronic components.</li> <li>Manufacture of measuring, testing, navigating and control equipment; watches and clocks. (Registered Activity)</li> </ul>
<b>No. of Employees :</b>	5590 (Approximately)

**RATING & COMMENTS**

(Mira Inform has adopted New Rating mechanism w.e.f. 23<sup>rd</sup> January 2017)

**MIRA's Rating :** A++

Credit Rating	Explanation	Rating Comments
A++	Minimum Risk	Business dealings permissible with minimum risk of default

<b>Status :</b>	Excellent
<b>Payment Behaviour :</b>	Regular
<b>Litigation :</b>	Exist
<b>Comments :</b>	Subject is subsidiary of 'ABB Asea Brown Boveri Limited', Zurich.

**DISCLAIMER :** This Report is **PRIVATE & CONFIDENTIAL** and it is prepared at the request of and for its use by the Subscriber only. The Subscriber shall use the contents of the Report merely as an aid to its business. Mira Inform Private Limited ("MIPL") has collated information/data in the Report, which have not been verified unless otherwise specifically mentioned in the Report. The Subscriber shall independently verify the accuracy and correctness of the information/data before in any way acting upon the same. MIPL shall not be liable for any harm, injury, loss or damage caused to the Subscriber due to default by the Subscriber's debtors/beneficiaries in fulfilling their obligations of any nature whatsoever. This Report or any of its portion shall not be used as a documentary evidence or otherwise before any investigative agencies or forum of law. This Report is confidential and proprietary to MIPL. The Subscriber and/or any other person(s) may not reproduce, publish or disclose any of the contents of the Report to others without the express authorization of MIPL. This Report is prepared and issued to the Subscriber without any risk, responsibility or liability on the part of MIPL or its officials.

	<p>The company provides solutions for secure, energy-efficient generation, transmission and distribution of electricity and for increasing productivity in industrial, commercial and utility operations.</p> <p>For the year ended 2017, the company has increased its revenue from operation as compared to previous year and maintained average profitability margin of 4.48%.</p> <p>Rating takes into consideration strong financial profile of the company marked by healthy networth base and negligible debt balance sheet.</p> <p>Further, rating also reflected from its established market position in the power and automation technology segments, strong operational, technologies and management support from its holding entity.</p> <p>As per quarterly results (unaudited) till September 2018, company has achieved a revenue of INR 25,153.60 million along with a profit of INR 1,083.40 million during the period.</p> <p>The company has its share prices trading at around INR 1,386.15 against the Face Value of INR 02 on BSE as on November 30, 2018.</p> <p>These rating strengths are partially offset by the susceptibility of the company's operating margin to intense competition and its exposure to structural issues in power sector.</p> <p>Trade relations are reported as fair. Business is active. Payments seems to be regular and as per commitment.</p> <p>In view of established market position, the company can be considered good for normal business dealings at usual trade terms and conditions.</p>
--	--

**NOTES :** Any query related to this report can be made on e-mail : [infodept@mirainform.com](mailto:infodept@mirainform.com) while quoting report number, name and date.

**ECGC Country Risk Classification List**

Country Name	Previous Rating (30.06.2018)	Current Rating (30.09.2018)
India	A1	A1

Risk Category	ECGC Classification
Insignificant	A1
Low Risk	A2
Moderately Low Risk	B1

**DISCLAIMER :** This Report is **PRIVATE & CONFIDENTIAL** and it is prepared at the request of and for its use by the Subscriber only. The Subscriber shall use the contents of the Report merely as an aid to its business. Mira Inform Private Limited ("MIPL") has collated information/data in the Report, which have not been verified unless otherwise specifically mentioned in the Report. The Subscriber shall independently verify the accuracy and correctness of the information/data before in any way acting upon the same. MIPL shall not be liable for any harm, injury, loss or damage caused to the Subscriber due to default by the Subscriber's debtors/beneficiaries in fulfilling their obligations of any nature whatsoever. This Report or any of its portion shall not be used as a documentary evidence or otherwise before any investigative agencies or forum of law. This Report is confidential and proprietary to MIPL. The Subscriber and/or any other person(s) may not reproduce, publish or disclose any of the contents of the Report to others without the express authorization of MIPL. This Report is prepared and issued to the Subscriber without any risk, responsibility or liability on the part of MIPL or its officials.

Moderate Risk	B2
Moderately High Risk	C1
High Risk	C2
Very High Risk	D

**EXTERNAL AGENCY RATING**

<b>Rating Agency Name</b>	CRISIL
<b>Rating</b>	Long-term Rating: (AAA)
<b>Rating Explanation</b>	Highest degree of safety and carry lowest credit risk.
<b>Date</b>	19.03.2018

<b>Rating Agency Name</b>	CRISIL
<b>Rating</b>	Short-term Rating: A1+
<b>Rating Explanation</b>	Very strong degree of safety and carry lowest credit risk.
<b>Date</b>	19.03.2018

**RBI DEFAULTERS' LIST STATUS**

Subject's name is not enlisted as a defaulter in the publicly available RBI Defaulters' list.

**EPF (Employee Provident Fund) DEFAULTERS' LIST STATUS**

Subject's name is not enlisted as a defaulter in the publicly available EPF (Employee Provident Fund) Defaulters' list as of 31-03-2018.

**BIFR (Board for Industrial & Financial Reconstruction) LISTING STATUS**

Subject's name is not listed as a Sick Unit in the publicly available BIFR (Board for Industrial & Financial Reconstruction) list as of 30.11.2018.

**IBBI (Insolvency and Bankruptcy Board of India) LISTING STATUS**

Subject's name is not listed in the publicly available IBBI (Insolvency and Bankruptcy Board of India) list as of report date.

**INFORMATION DENIED**

**MANAGEMENT NON-COOPERATIVE (Tel. No.: 91-80-22949150/53/54/22941999)**

**DISCLAIMER** : This Report is **PRIVATE & CONFIDENTIAL** and it is prepared at the request of and for its use by the Subscriber only. The Subscriber shall use the contents of the Report merely as an aid to its business. Mira Inform Private Limited ("MIPL") has collated information/data in the Report, which have not been verified unless otherwise specifically mentioned in the Report. The Subscriber shall independently verify the accuracy and correctness of the information/data before in any way acting upon the same. MIPL shall not be liable for any harm, injury, loss or damage caused to the Subscriber due to default by the Subscriber's debtors/beneficiaries in fulfilling their obligations of any nature whatsoever. This Report or any of its portion shall not be used as a documentary evidence or otherwise before any investigative agencies or forum of law. This Report is confidential and proprietary to MIPL. The Subscriber and/or any other person(s) may not reproduce, publish or disclose any of the contents of the Report to others without the express authorization of MIPL. This Report is prepared and issued to the Subscriber without any risk, responsibility or liability on the part of MIPL or its officials.

**LOCATIONS**

<b>Registered/ Office 1 :</b>	<b>Corporate</b>	21 <sup>st</sup> Floor, World Trade Center, Brigade Gateway, No.26/1, Dr. Rajkumar Road, Malleshwaram (West), Bangalore – 560055, Karnataka, India
<b>Tel. No.:</b>		91-80-22949150/ 53/ 54
<b>Fax No.:</b>		91-80-22949148
<b>E-Mail :</b>		<a href="mailto:ashay.khandwala@in.abb.com">ashay.khandwala@in.abb.com</a> <a href="mailto:b.gururaj@in.abb.com">b.gururaj@in.abb.com</a> <a href="mailto:investor.helpdesk@in.abb.com">investor.helpdesk@in.abb.com</a>
<b>Website :</b>		<a href="http://www.abb.co.in">http://www.abb.co.in</a>
<b>Branch Office 1:</b>		22A, Shah Industrial Estate, Off Verna Desai Road, Andheri (West), Mumbai – 400053, Maharashtra, India
<b>Branch Office 2 :</b>		Plot No.: 330P, 5 <sup>th</sup> Floor, OCAC Tower, Acharya Vihar, Post RRL, Bhubaneswar-751013, Odisha, India
<b>Corporate Office :</b>		Plot No. 4A, 5 and 6, 2 <sup>nd</sup> Phase, Peenya Industrial Area, Bangalore - 560058, Karnataka, India
<b>Tel. No.:</b>		91-80-22949449
<b>Marketing Office:</b>		ABB House, Dr. S B Path, Old Goa Street, Ballard Estate, Mumbai – 400025, Maharashtra, India
<b>Tel No.:</b>		91-22-66159800
<b>Development Office :</b>		KSSIDC IT/BT Park, Plot No. 1,2,3,4, Rajajinagar Industrial Estate, 6th Block, Bangalore – 560010, Karnataka, India
<b>Factory 1 :</b>		32, Industrial Area, NIT, Faridabad-121001, Haryana, India
<b>Tel No.:</b>		91-129-2448100
<b>Factory 2 :</b>		Power Transformers, Maneja Village, Bank of Baroda Road, J.D. Nagar, Maneja, Vadodara-390013, Gujarat, India
<b>Factory 3 :</b>		485/6, 14 <sup>th</sup> Cross, 4 <sup>th</sup> Phase, Peenya Industrial Area, Bangalore-560058, Karnataka, India
<b>Tel. No.:</b>		91-80-22949449
<b>Factory 4 :</b>		Plot No.79, Street No.17, MIDC, Industrial Area, Satpur, Nashik-422007, Maharashtra, India
<b>Factory 5 :</b>		A1 and A2, III Stage, Peenya Industrial Area, Bangalore-60058, Karnataka, India
<b>Factory 6 :</b>		<b>Power Electronics Excitation System Unit - 88/3 – 88/6, Basavanahalli</b>

**DISCLAIMER :** This Report is **PRIVATE & CONFIDENTIAL** and it is prepared at the request of and for its use by the Subscriber only. The Subscriber shall use the contents of the Report merely as an aid to its business. Mira Inform Private Limited ("MIPL") has collated information/data in the Report, which have not been verified unless otherwise specifically mentioned in the Report. The Subscriber shall independently verify the accuracy and correctness of the information/data before in any way acting upon the same. MIPL shall not be liable for any harm, injury, loss or damage caused to the Subscriber due to default by the Subscriber's debtors/beneficiaries in fulfilling their obligations of any nature whatsoever. This Report or any of its portion shall not be used as a documentary evidence or otherwise before any investigative agencies or forum of law. This Report is confidential and proprietary to MIPL. The Subscriber and/or any other person(s) may not reproduce, publish or disclose any of the contents of the Report to others without the express authorization of MIPL. This Report is prepared and issued to the Subscriber without any risk, responsibility or liability on the part of MIPL or its officials.

	Village, Kasaba Hobli, Bangalore North, Nelamangala – 562123, Karnataka, India
<b>Factory 7 :</b>	AP LV Control Products, Plot No. 5 and 6, 2 <sup>nd</sup> Phase, P.O. No. 5806, Peenya Industrial Area, Bangalore-560048, Karnataka, India
<b>Factory 8 :</b>	Khanija, Bhavan, Race Course Road, 2 <sup>nd</sup> Floor, No.49, West, Bangalore – 560001, Karnataka, India
<b>Factory 9 :</b>	Halol Champaner Road, PO: Chqandrapura, District Panchmahal, Taluka Halo, Panchmahal District-391520, Gujarat, India
<b>Factory 10 :</b>	Plot No 25 and 36, (Alindra) Savli GIDC, Industrial Estate, Taluka Savli, District Vadodara-391775, Gujarat, India
<b>Factory 11 :</b>	Raman Boards - 16th Km Mysore - Ooty Road, Thandavapura, Mysore District-571301, Karnataka, India
<b>Other Factories:</b>	<b><u>Also Located At:</u></b> <ul style="list-style-type: none"> <li>• Haridwar</li> <li>• Mumbai</li> <li>• Mysore</li> </ul>

**DIRECTORS**

**As on 31.03.2018**

<b>Name :</b>	Mr. Sanjeev Sharma
<b>Designation :</b>	Managing Director
<b>Address :</b>	3AA The Avare, No.2 Lorong Kuda 50450, Kuala Lumpur, 999999, Malaysia
<b>Date of Appointment :</b>	01.01.2016
<b>DIN No.:</b>	07362344
<b>Name :</b>	Mr. Jean Christophe Georges Deslarzes
<b>Designation :</b>	Director
<b>Address :</b>	Runggelmatt 3 Wollerau 8832, China
<b>Date of Appointment :</b>	08.02.2018
<b>DIN No.:</b>	08064621
<b>Name :</b>	Mr. Nasser Mukhtar Munjee
<b>Designation :</b>	Director
<b>Address :</b>	Benedict Villa, House No.471, Saud Vaddo, Chorao Island, Tiswadi, Goa-403102, India
<b>Date of Birth/Age :</b>	18.11.1952
<b>Qualification :</b>	Post Graduate in Economics from 'The London School Of Economics'

**DISCLAIMER :** This Report is **PRIVATE & CONFIDENTIAL** and it is prepared at the request of and for its use by the Subscriber only. The Subscriber shall use the contents of the Report merely as an aid to its business. Mira Inform Private Limited ("MIPL") has collated information/data in the Report, which have not been verified unless otherwise specifically mentioned in the Report. The Subscriber shall independently verify the accuracy and correctness of the information/data before in any way acting upon the same. MIPL shall not be liable for any harm, injury, loss or damage caused to the Subscriber due to default by the Subscriber's debtors/beneficiaries in fulfilling their obligations of any nature whatsoever. This Report or any of its portion shall not be used as a documentary evidence or otherwise before any investigative agencies or forum of law. This Report is confidential and proprietary to MIPL. The Subscriber and/or any other person(s) may not reproduce, publish or disclose any of the contents of the Report to others without the express authorization of MIPL. This Report is prepared and issued to the Subscriber without any risk, responsibility or liability on the part of MIPL or its officials.

<b>Date of Appointment :</b>	20.02.2002
<b>DIN No.:</b>	00010180
<b>Name :</b>	Mr. Darius E Udewadia
<b>Designation :</b>	Director
<b>Address :</b>	Empress Court, 142, M-Karve Road, Mumbai-400020, Maharashtra, India
<b>Date of Birth/Age :</b>	27.09.1939
<b>Qualification :</b>	B.A, M.A, LL B.
<b>Date of Appointment :</b>	21.07.2005
<b>DIN No.:</b>	00009755
<b>Name :</b>	Ms. Renu Sud Karnad
<b>Designation :</b>	Director
<b>Address :</b>	BB-14, Greater Kailash, Enclave-II, New Delhi-110048, India
<b>Date of Birth/Age :</b>	03.09.1952
<b>Qualification :</b>	Master in Arts, Economics, University of Delhi and Bachelor of Law, University of Mumbai
<b>Date of Appointment :</b>	09.08.2013
<b>DIN No.:</b>	00008064
<b>Name :</b>	Mr. Tarak Bhadrash Mehta
<b>Designation :</b>	Director
<b>Address :</b>	Stockenstrasse 67, Kilchberg, Zurich, Kilchberg, 8802, Switzerland
<b>Date of Birth/Age :</b>	16.10.1966
<b>Qualification :</b>	BS Mechanical Engineering MBA Finance and Marketing
<b>Date of Appointment :</b>	28.10.2014
<b>DIN No.:</b>	06995639

**KEY EXECUTIVES**

<b>Name :</b>	Mr. Gururaj Bhujanga Rao
<b>Designation :</b>	Company Secretary
<b>Address :</b>	S-1, 'Padma', No.38, 8th Cross, 5th Main, Malleswaram, Bangalore-560001, Karnataka, India
<b>Date of Appointment :</b>	01.10.2002
<b>PAN No.:</b>	AANPB2813P
<b>Name :</b>	Mr. Sridhar Krishnaswamy Tyagavalli
<b>Designation :</b>	Chief Financial Officer
<b>Address :</b>	Flat No. 36/5, UP Homes, 16th Cross, 11th Main, Malleswaram, Bangalore-560055, Karnataka, India
<b>Date of Appointment :</b>	24.07.2015
<b>PAN No.:</b>	ANIPS7791R
<b>Audit Committee :</b>	<ul style="list-style-type: none"> <li>Nasser Munjee - Director (Chairman)</li> </ul>

**DISCLAIMER :** This Report is **PRIVATE & CONFIDENTIAL** and it is prepared at the request of and for its use by the Subscriber only. The Subscriber shall use the contents of the Report merely as an aid to its business. Mira Inform Private Limited ("MIPL") has collated information/data in the Report, which have not been verified unless otherwise specifically mentioned in the Report. The Subscriber shall independently verify the accuracy and correctness of the information/data before in any way acting upon the same. MIPL shall not be liable for any harm, injury, loss or damage caused to the Subscriber due to default by the Subscriber's debtors/beneficiaries in fulfilling their obligations of any nature whatsoever. This Report or any of its portion shall not be used as a documentary evidence or otherwise before any investigative agencies or forum of law. This Report is confidential and proprietary to MIPL. The Subscriber and/or any other person(s) may not reproduce, publish or disclose any of the contents of the Report to others without the express authorization of MIPL. This Report is prepared and issued to the Subscriber without any risk, responsibility or liability on the part of MIPL or its officials.

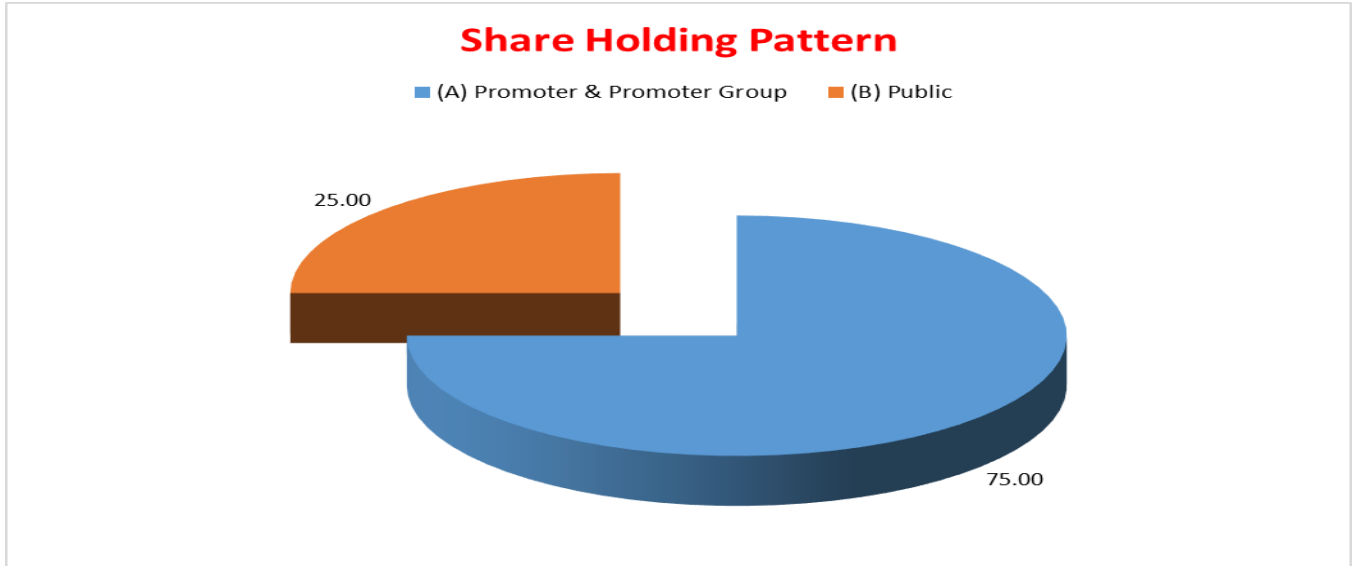
	<ul style="list-style-type: none"> <li>• Darius E Udhwadia - Director</li> <li>• Renu Sud Karnad - Director</li> <li>• Tarak Mehta - Director</li> </ul>
<b>Stakeholders Relationship Committee :</b>	<ul style="list-style-type: none"> <li>• Darius E Udhwadia - Chairman</li> <li>• Renu Sud Karnad - Member</li> <li>• Sanjeev Sharma - Member</li> </ul>
<b>Nomination and Remuneration Committee :</b>	<ul style="list-style-type: none"> <li>• Nasser Munjee - Chairman</li> <li>• Renu Sud Karnad - Member</li> <li>• Frank Duggan – Member</li> <li>• Jean Christophe Georges Deslarzes (w.e.f. 08.02.2018)</li> </ul>
<b>Corporate Social Responsibility Committee :</b>	<ul style="list-style-type: none"> <li>• Renu Sud Karnad - Chairperson</li> <li>• Sanjeev Sharma - Member</li> <li>• Tarak Mehta - Member</li> </ul>
<b>Risk Management Committee :</b>	<ul style="list-style-type: none"> <li>• Nasser Munjee - Chairman</li> <li>• Frank Duggan – Member</li> <li>• Jean Christophe Georges Deslarzes (w.e.f. 08.02.2018)</li> <li>• Sanjeev Sharma - Member</li> <li>• T.K. Sridhar – Member</li> <li>• Piamber Shivnani – Member (w.e.f. 82.02.2018)</li> </ul>

**MAJOR SHAREHOLDERS / SHAREHOLDING PATTERN**

**AS ON 30.09.2018**

Category of shareholder	Total Nos. shares held	% of total no. of shares
(A) Promoter & Promoter Group	158931281	75.00
(B) Public	52977094	25.00
<b>Grand Total</b>	<b>211908375</b>	<b>100.00</b>

**DISCLAIMER :** This Report is **PRIVATE & CONFIDENTIAL** and it is prepared at the request of and for its use by the Subscriber only. The Subscriber shall use the contents of the Report merely as an aid to its business. Mira Inform Private Limited ("MIPL") has collated information/data in the Report, which have not been verified unless otherwise specifically mentioned in the Report. The Subscriber shall independently verify the accuracy and correctness of the information/data before in any way acting upon the same. MIPL shall not be liable for any harm, injury, loss or damage caused to the Subscriber due to default by the Subscriber's debtors/beneficiaries in fulfilling their obligations of any nature whatsoever. This Report or any of its portion shall not be used as a documentary evidence or otherwise before any investigative agencies or forum of law. This Report is confidential and proprietary to MIPL. The Subscriber and/or any other person(s) may not reproduce, publish or disclose any of the contents of the Report to others without the express authorization of MIPL. This Report is prepared and issued to the Subscriber without any risk, responsibility or liability on the part of MIPL or its officials.



**STATEMENT SHOWING SHAREHOLDING PATTERN OF THE PROMOTER AND PROMOTER GROUP**

Category of shareholder	Total nos. shares held	Shareholding as a % of total no. of shares (calculated as per SCRR, 1957) As a % of
A1) Indian		0.00
A2) Foreign		0.00
Any Other (specify)	158931281	75.00
ABBASEA BROWN BOVERI LTD	146390951	69.08
ABB NORDEN HOLDING AB	12540330	5.92
Sub Total A2	158931281	75.00
<b>A=A1+A2</b>	<b>158931281</b>	<b>75.00</b>

**STATEMENT SHOWING SHAREHOLDING PATTERN OF THE PUBLIC SHAREHOLDER**

Category & Name of the Shareholders	Total no. shares held	Shareholding % calculated as per SCRR 1957 As a % of

**DISCLAIMER** : This Report is **PRIVATE & CONFIDENTIAL** and it is prepared at the request of and for its use by the Subscriber only. The Subscriber shall use the contents of the Report merely as an aid to its business. Mira Inform Private Limited ("MIPL") has collated information/data in the Report, which have not been verified unless otherwise specifically mentioned in the Report. The Subscriber shall independently verify the accuracy and correctness of the information/data before in any way acting upon the same. MIPL shall not be liable for any harm, injury, loss or damage caused to the Subscriber due to default by the Subscriber's debtors/beneficiaries in fulfilling their obligations of any nature whatsoever. This Report or any of its portion shall not be used as a documentary evidence or otherwise before any investigative agencies or forum of law. This Report is confidential and proprietary to MIPL. The Subscriber and/or any other person(s) may not reproduce, publish or disclose any of the contents of the Report to others without the express authorization of MIPL. This Report is prepared and issued to the Subscriber without any risk, responsibility or liability on the part of MIPL or its officials.

B1) Institutions		0.00
Mutual Funds/	13831175	6.53
HDFC TRUSTEE COMPANY LTD-HDFC TOP200 FUND	2444401	1.15
RELIANCE CAPITAL TRUSTEE COMPANY LIMITED A/C	8103400	3.82
Foreign Portfolio Investors	6716040	3.17
Financial Institutions/ Banks	14758759	6.96
LIFE INSURANCE CORPORATION OF INDIA	12883693	6.08
Any Other (specify)	705	0.00
Sub Total B1	35306679	16.66
B2) Central Government/ State Government(s)/ President of India		0.00
B3) Non-Institutions		0.00
Individual share capital upto INR 0.200 Million	13791538	6.51
Individual share capital in excess of INR 0.200 Million	561441	0.26
NBFCs registered with RBI	701547	0.33
Any Other (specify)	2615889	1.23
Sub Total B3	17670415	8.34
B=B1+B2+B3	52977094	25.00

**BUSINESS DETAILS**

<b>Line of Business :</b>	<p>The subject is engaged in:</p> <ul style="list-style-type: none"> <li>• Manufacture of electric motors, generators, transformers and electricity distribution and control apparatus.</li> <li>• Manufacture of electronic components.</li> <li>• Manufacture of measuring, testing, navigating and control equipment; watches and clocks.</li> </ul> <p>(Registered Activity)</p>
---------------------------	--

**DISCLAIMER :** This Report is **PRIVATE & CONFIDENTIAL** and it is prepared at the request of and for its use by the Subscriber only. The Subscriber shall use the contents of the Report merely as an aid to its business. Mira Inform Private Limited ("MIPL") has collated information/data in the Report, which have not been verified unless otherwise specifically mentioned in the Report. The Subscriber shall independently verify the accuracy and correctness of the information/data before in any way acting upon the same. MIPL shall not be liable for any harm, injury, loss or damage caused to the Subscriber due to default by the Subscriber's debtors/beneficiaries in fulfilling their obligations of any nature whatsoever. This Report or any of its portion shall not be used as a documentary evidence or otherwise before any investigative agencies or forum of law. This Report is confidential and proprietary to MIPL. The Subscriber and/or any other person(s) may not reproduce, publish or disclose any of the contents of the Report to others without the express authorization of MIPL. This Report is prepared and issued to the Subscriber without any risk, responsibility or liability on the part of MIPL or its officials.

<b>Products :</b>	<b>NIC Code</b>	<b>Product/ Services Description</b>
	271	Manufacture of electric motors, generators, transformers and electricity distribution and control apparatus
	279	Manufacture of other electrical equipment
<b>Brand Names :</b>	Not Available	
<b>Agencies Held :</b>	Not Available	
<b>Exports :</b>	Not Divulged	
<b>Imports :</b>	Not Divulged	
<b>Terms :</b>	Not Divulged	

**GENERAL INFORMATION**

<b>Suppliers :</b>	<b>Reference :</b>	Not Divulged
	<b>Name of the Person :</b>	--
	<b>Contact No.:</b>	--
	<b>Since How Long Known :</b>	--
	<b>Maximum Limit Dealt :</b>	--
	<b>Experience :</b>	--
	<b>Remark:</b>	--
<b>Customers :</b>	<b>Reference :</b>	Not Divulged
	<b>Name of the Person :</b>	--
	<b>Contact No.:</b>	--
	<b>Since How Long Known :</b>	--
	<b>Maximum Limit Dealt :</b>	--
	<b>Experience :</b>	--
	<b>Remark:</b>	--
<b>No. of Employees :</b>	5590 (Approximately)	
<b>Bankers :</b>	<ul style="list-style-type: none"> <li>• Axis Bank Limited</li> <li>• Bank of America, N.A.</li> <li>• Bank of Bhutan Limited</li> <li>• Canara Bank</li> <li>• Deutsche Bank AG</li> <li>• HDFC Bank Limited</li> </ul>	

	<ul style="list-style-type: none"> <li>• ICICI Bank Limited</li> <li>• IDBI Bank Limited</li> <li>• JP Morgan Chase Bank, N.A.</li> <li>• Standard Chartered Bank</li> <li>• State Bank of India</li> <li>• The Hongkong and Shanghai Banking Corporation Limited</li> <li>• YES Bank Limited</li> </ul>															
<b>Facilities :</b>	<table border="1"> <thead> <tr> <th><b>Secured Loan</b></th> <th><b>31.12.2017 (INR in Million)</b></th> <th><b>31.12.2016 (INR in Million)</b></th> </tr> </thead> <tbody> <tr> <td><b>Long-term Borrowings</b></td> <td></td> <td></td> </tr> <tr> <td>600 (December 31, 2015: 600) Unsecured, listed, redeemable, non-convertible debenture having face value of INR 10000000 each.</td> <td>0.000</td> <td>6000.000</td> </tr> <tr> <td>Finance lease obligation</td> <td>41.400</td> <td>0.000</td> </tr> <tr> <td style="text-align: right;"><b>Total</b></td> <td><b>41.400</b></td> <td><b>6000.000</b></td> </tr> </tbody> </table> <p><b>NOTE:</b>  The debentures are repayable after 3 years from the date of allotment being September 4, 2015. The debentures carry interest rate of MIBOR plus 80 basis points. The proceeds have been utilized towards working capital and other corporate purposes including refinancing of Company's debt.</p>	<b>Secured Loan</b>	<b>31.12.2017 (INR in Million)</b>	<b>31.12.2016 (INR in Million)</b>	<b>Long-term Borrowings</b>			600 (December 31, 2015: 600) Unsecured, listed, redeemable, non-convertible debenture having face value of INR 10000000 each.	0.000	6000.000	Finance lease obligation	41.400	0.000	<b>Total</b>	<b>41.400</b>	<b>6000.000</b>
<b>Secured Loan</b>	<b>31.12.2017 (INR in Million)</b>	<b>31.12.2016 (INR in Million)</b>														
<b>Long-term Borrowings</b>																
600 (December 31, 2015: 600) Unsecured, listed, redeemable, non-convertible debenture having face value of INR 10000000 each.	0.000	6000.000														
Finance lease obligation	41.400	0.000														
<b>Total</b>	<b>41.400</b>	<b>6000.000</b>														

<b>Auditors 1:</b>	
<b>Name :</b>	S.R. Batliboi and Associates LLP Chartered Accountants
<b>Address :</b>	"UB City", Canberra Block, 12 <sup>th</sup> Floor, No.24, Vittal Mallya Road, Bangalore – 560001, Karnataka, India
<b>Tel. No. :</b>	91-80-67275000
<b>Fax No. :</b>	91-80-22106000
<b>Auditors 2:</b>	
<b>Name :</b>	BSR and Company LLP Chartered Accountants
<b>Address :</b>	Maruthi Info-Tech Centre, 11-12/1, B Block, 2 <sup>nd</sup> Floor, Inner Ring Road, Koramangala, Bangalore – 560071, Karnataka, India
<b>Tel. No. :</b>	91-80-71347000
<b>Fax No. :</b>	91-80-71347999
<b>Cost Auditors :</b>	
<b>Name :</b>	Ashwin Solanki and Associates Cost Accountants
<b>Address :</b>	D/104, Koyna, Shantivan, Near National Park, Borivali (East), Mumbai – 400066, Maharashtra, India

<b>Secretarial Auditors :</b>	Messrs HBP and Company Company Secretary
<b>Address :</b>	No.926, 20 <sup>th</sup> Main BSK, 2 <sup>nd</sup> Stage, Bangalore – 560070, Karnataka, India
<b>Memberships :</b>	Not Available
<b>Collaborators :</b>	Not Available
<b>Ultimate Holding Company:</b>	ABB Limited, Zurich, Switzerland
<b>Holding Company :</b>	ABB Asea Brown Boveri Limited, Zurich, Switzerland
<b>Fellow subsidiaries :</b>	<ul style="list-style-type: none"> <li>• ABB (Asea Brown Boveri), S.A., Oeiras, Portugal</li> <li>• ABB (China) Limited, Beijing, China</li> <li>• ABB (Hong Kong) Limited, Hong Kong, Hong Kong</li> <li>• ABB (Namibia) (Pty) Limited, Windhoek, Namibia</li> <li>• ABB (Private) Limited, Harare, Zimbabwe</li> <li>• ABB (Pty) Limited, Gaborone, Botswana</li> <li>• ABB (Private) Limited, Lahore, Pakistan</li> <li>• ABB A/S, Skovlunde, Denmark</li> <li>• ABB AB, Västerås, Sweden</li> <li>• ABB AG, Mannheim, Germany</li> <li>• ABB AG, Vienna, Austria</li> <li>• ABB AS, Billingstad, Norway</li> <li>• ABB AS, Jüri, Estonia</li> <li>• ABB Manufacturing Sdn. Bhd., Subang Jaya, Malaysia</li> <li>• ABB Australia Pty Limited, Moorebank, NSW, Australia</li> <li>• ABB Automation Company Limited, Riyadh, Saudi Arabia</li> <li>• ABB Automation GMBH, Mannheim, Germany</li> <li>• ABB Automation L.L.C., Abu Dhabi, United Arab Emirates</li> <li>• ABB Automation Products GMBH, Ladenburg, Germany</li> <li>• ABB B.V., Rotterdam, Netherlands</li> <li>• ABB Bailey Beijing Engineering Company Limited, Beijing, China</li> <li>• ABB Bailey Japan Limited, Shizuoka-Ken, Japan</li> <li>• ABB Beijing Drive Systems Company Limited, Beijing, China</li> <li>• ABB Beteiligungs-Management GmbH, Mannheim, Germany</li> <li>• ABB Bulgaria EOOD, Sofia, Bulgaria</li> <li>• ABB Business Services Sp. z o.o., Warsaw, Poland</li> <li>• ABB Canada Holding Limited Partnership, Saint-Laurent, Canada</li> <li>• ABB Capital B.V., Rotterdam, Netherlands</li> <li>• ABB Chongqing Transformer Company Limited, Chongqing, China</li> <li>• ABB Contracting Company Limited, Riyadh, Saudi Arabia</li> <li>• ABB d.o.o., Belgrade, Serbia</li> <li>• ABB Ecuador S.A., Quito, Ecuador</li> <li>• ABB Electrical Industries Limited, Riyadh, Saudi Arabia</li> </ul>

	<ul style="list-style-type: none"> <li>• ABB Electrical Machines Limited, Shanghai, China</li> <li>• ABB Elektrik Sanayi A.S., Istanbul, Turkey</li> <li>• ABB Engg. Technologies Company (KSCC), Safat, Kuwait</li> <li>• ABB Engineering (Shanghai) Limited, Shanghai, China</li> <li>• ABB Engineering Trading and Service Limited, Budapest, Hungary</li> <li>• ABB Enterprise Software Inc., Atlanta, GA, United States</li> <li>• ABB Enterprise Software UK Limited, Warrington, United Kingdom</li> <li>• ABB ESAP Limited, St. Peter's Port, Guernsey</li> <li>• ABB Finance B.V., Rotterdam, Netherlands</li> <li>• ABB for Electrical Industries (ABB ARAB) S.A.E., Cairo, Egypt</li> <li>• ABB France, Cergy Pontoise, France</li> <li>• ABB FZ-LLC, Dubai, United Arab Emirates</li> <li>• ABB Generators Limited, Nanchang, China</li> <li>• ABB Genway Xiamen Electrical Equipment Company Limited, Xiamen, China</li> <li>• ABB Global Industries and Services Private Limited, Bangalore, India</li> <li>• ABB Global Marketing FZ LLC, Dubai, United Arab Emirates</li> <li>• ABB Hefei Transformer Company Limited, Hefei, China</li> <li>• ABB High Voltage Switchgear (Xiamen) Company Limited, Xiamen, China</li> <li>• ABB High Voltage Switchgear Company, Limited Beijing, Beijing, China</li> <li>• ABB Holdings B.V., Rotterdam, Netherlands</li> <li>• ABB Holdings Sdn. Bhd., Subang Jaya, Malaysia</li> <li>• ABB Import and Export Services Limited, Oranjestad/Aruba (NA), Aruba</li> <li>• ABB Inc., Cary, NC, United States</li> <li>• ABB Management Services Limited, Zurich, Switzerland</li> <li>• ABB Inc., Saint-Laurent, Quebec, Canada</li> <li>• ABB Industries (L.L.C.), Dubai, United Arab Emirates</li> <li>• ABB Industries FZ, Dubai, United Arab Emirates</li> <li>• ABB Information Systems Limited, Zurich, Switzerland</li> <li>• ABB International Marketing Limited in liquidation, Zurich, Switzerland</li> <li>• ABB Intra AG, Baden, Switzerland</li> <li>• ABB Inzeniring d.o.o., Ljubljana, Slovenia</li> <li>• ABB SARL, Kinshasa Gombe, Congo, Democratic Republic of the</li> <li>• ABB SAS, Cergy Pontoise, France</li> <li>• ABB Schweiz AG, Baden, Switzerland</li> <li>• ABB Sécheron S.A., Satigny, Switzerland</li> <li>• ABB Service Company Limited, Al Khobar, Saudi Arabia</li> <li>• ABB Shanghai Motors Company Limited, Shanghai, China</li> <li>• ABB Shanghai Transformer Company Limited, Shanghai</li> <li>• ABB Shenzhen New Energy System Company Limited</li> <li>• ABB SIA, Riga, Latvia</li> <li>• ABB South Africa (Pty) Limited, Longmeadow, South Africa</li> <li>• ABB Sp. z o.o., Warsaw, Poland</li> <li>• ABB Stotz-Kontakt GmbH, Heidelberg, Germany</li> <li>• ABB Striebel and John GmbH, Sasbach, Germany</li> </ul>
--	---

	<ul style="list-style-type: none"> <li>• ABB Technologies Limited, Haifa, Israel</li> <li>• ABB Technologies S.A., Dakar, Senegal</li> <li>• ABB Technologies W.L.L., Bahrain, Bahrain</li> <li>• ABB Technology Oy, Helsinki, Finland</li> <li>• ABB Technology SA, Abidjan, Cote d'Ivoire</li> <li>• ABB Training Center GmbH and Company KG, Heidelberg, Germany</li> <li>• ABB Transformers S.A.E., El-Nozha El-Gedida, Egypt</li> <li>• ABB Transmission and Distribution Limited LLC, Abu Dhabi, United Arab Emirates</li> <li>• ABB Turbo Systems (Hong Kong) Limited, Hong Kong, Hong Kong</li> <li>• ABB Turbo Systems AG, Baden, Switzerland</li> <li>• ABB Turbo Systems Holding Limited, Baden, Switzerland</li> <li>• ABB Turbochargers S.A.E., Suez, Egypt</li> <li>• ABB UAB, Avizieniai, Lithuania</li> <li>• ABB Verwaltungs AG, Zurich, Switzerland</li> <li>• ABB Xiamen Electrical Controlgear Company Limited, Xiamen, China</li> <li>• ABB Xiamen Low Voltage Equipment Company Limited, Xiamen, China</li> <li>• ABB Xiamen Switchgear Company Limited, Xiamen, China</li> <li>• ABB Xi'an High Power Rectifier Company Limited, Xi'an, China</li> <li>• ABB Xi'an Power Capacitor Company Limited, Xi'an, China</li> <li>• ABB Xinhui Low Voltage Switchgear Company Limited, Xinhui, China</li> <li>• ABB Zhongshan Transformer Company Limited, Zhongshan, China</li> <li>• ABB, Inc., Paranaque, Metro Manila, Philippines</li> <li>• ABB Jiangjin Turbo Systems Company Limited, Chongqing, China</li> <li>• ABB Jiangsu Jingke Instrument Transformer Company Limited, Suqian, Jiangsu, China</li> <li>• ABB K.K., Tokyo, Japan</li> <li>• ABB Limited, Auckland, New Zealand</li> <li>• ABB Limited, Bangkok, Thailand</li> <li>• ABB Limited, Dar ES Salaam, Tanzania, United Republic of</li> <li>• ABB Limited, Dhaka, Bangladesh</li> <li>• ABB Limited, Dublin, Ireland</li> <li>• ABB Limited, Nairobi, Kenya</li> <li>• ABB Limited, Warrington, United Kingdom</li> <li>• ABB Limited/Jordan LLC., Amman, Jordan</li> <li>• ABB LLC, Doha, Qatar</li> <li>• ABB LLC, Muscat, Oman</li> <li>• ABB LLP., Almaty, Kazakhstan</li> <li>• ABB Logistics Center Europe GmbH, Menden, Germany</li> <li>• ABB Limited, Hanoi, Vietnam</li> <li>• ABB Limited, Kampala, Uganda</li> <li>• ABB Limited, Kiev, Ukraine</li> <li>• ABB Limited, Lusaka, Zambia</li> <li>• ABB Limited, Moscow, Russian Federation</li> <li>• ABB Limited, Seoul, Korea, Republic of</li> <li>• ABB Limited, Taipei, Taiwan, Province of China</li> </ul>
--	--

	<ul style="list-style-type: none"> <li>• ABB Limited, Zagreb, Croatia</li> <li>• ABB Ltda., Bogotá, Colombia</li> <li>• ABB Ltda., São Paulo, Brazil</li> <li>• ABB LV Installation Materials Company Limited Beijing, Beijing, China</li> <li>• ABB Malaysia Sdn Bhd., Subang Jaya, Malaysia</li> <li>• ABB Mexico S.A. de C.V., San Luis Potosi SLP, Mexico</li> <li>• ABB Motion Limited, Bristol, United Kingdom</li> <li>• ABB N.V., Zaventem, Belgium</li> <li>• ABB Near East Trading Limited, Amman, Jordan</li> <li>• ABB Norden Holding AB, Västerås, Sweden</li> <li>• ABB Oryx Motors and Generators Service LLC, Doha, Qatar</li> <li>• ABB Oy, Helsinki, Finland</li> <li>• ABB Power and Automation (Private) Limited, Lahore, Pakistan</li> <li>• ABB Power Equipment (Xiamen) Company, Limited, Xiamen, China</li> <li>• ABB Power Protection SA, Gambarogno, Switzerland</li> <li>• ABB Pte. Limited, Singapore, Singapore</li> <li>• ABB Research Limited, Zurich, Switzerland</li> <li>• ABB S.A., Buenos Aires, Argentina</li> <li>• ABB S.A., Casablanca, Morocco</li> <li>• ABB S.A., Lima, Peru</li> <li>• ABB S.A., Panama, Panama</li> <li>• ABB S.A., Santiago, Chile</li> <li>• ABB S.p.A., Milan, Italy</li> <li>• ABB S.R.O., Prague, Czech Republic</li> <li>• ABB, S.R.O., Bratislava, Slovakia</li> <li>• ABB NG Limited, Lagos, Nigeria</li> <li>• Asea Brown Boveri Electrica SGPS (Angola) Limitada, Luanda, Angola</li> <li>• Asea Brown Boveri Industrial, Technical and Commercial Company of Imports – Exports S.A., Metamorphosis Attica, Greece</li> <li>• Asea Brown Boveri Lanka (Private) Limited, Colombo, Sri Lanka</li> <li>• Asea Brown Boveri Limited, Moka, Mauritius</li> <li>• Asea Brown Boveri Ltda., La Paz, Bolivia, Plurinational State of</li> <li>• Asea Brown Boveri S.A., Caracas, Venezuela, Bolivarian Republic of</li> <li>• Asea Brown Boveri S.A., Douala, Cameroon</li> <li>• Asea Brown Boveri S.A., Madrid, Spain</li> <li>• Asea Brown Boveri S.A.E., Cairo, Egypt</li> <li>• Baldor Electric (Asia) PTE Limited, Singapore, Singapore</li> <li>• Baldor Electric Company, Fort Smith, AR, United States</li> <li>• Busch-Jaeger Elektro GmbH, Lüdenscheid, Germany</li> <li>• Electrical Materials Center Company Ltd, Riyadh, Saudi Arabia</li> <li>• Maska Power Transmission (Changzhou) Company Limited, Changzhou, China</li> <li>• Power-One Italy S.p.A., Terranuova Bracciolini (AR), Italy</li> <li>• Power-One Renewable Energy Solutions India Private Limited, Mumbai, India</li> <li>• Power-One Renewable Energy Solutions LLC, Delaware, United States</li> </ul>
--	--

	<ul style="list-style-type: none"> <li>• PT ABB Sakti Industri, Jakarta, Indonesia</li> <li>• Pucaro Elektro-Isolierstoffe GmbH, Roigheim, Germany</li> <li>• Shanghai ABB Power Transmission Company Limited, Shanghai, China</li> <li>• Shantou Winride Switchgear Company Limited, Longhu District Shantou, China</li> <li>• Spirit IT B.V., Eindhoven, Netherlands</li> <li>• Sucursal Panama de ABB SA, Panama, Panama</li> <li>• Thomas and Betts Asia (Singapore) Pte. Limited, Singapore, Singapore</li> <li>• Thomas and Betts Corporation, Knoxville, TN, United States</li> <li>• Thomas and Betts India Private Limited, Hyderabad, India</li> <li>• Thomas and Betts Limited, Saint-Jean-sur-Richelieu, Quebec, Canada</li> <li>• Thomas and Betts Power Solutions LLC, Delaware, United States</li> <li>• Trasfor S.A., Monteggio, Switzerland</li> <li>• Turbo Systems United Company Limited, Tokyo, Japan</li> </ul>
--	---

**CAPITAL STRUCTURE**

**AS ON 31.12.2017**

**Authorised Capital :**

No. of Shares	Type	Value	Amount
212500000	Equity Shares	INR 2/- each	INR 425.000 Million
750000	11% Redeemable Cumulative Preferences Shares	INR 100/- each	INR 75.000 Million
	<b>Total</b>		<b>INR 500.000 Million</b>

**Issued, Subscribed & Paid-up Capital :**

No. of Shares	Type	Value	Amount
211908375	Equity Shares	INR 2/- each	INR 423.800 Million

**a) Terms / rights attached to equity shares**

The Company has only one class of equity shares having a par value of INR 2/- per share. Each holder of equity shares is entitled to one vote per share. The Company declares and pay dividends in Indian Rupees. The dividend proposed by the Board of Directors is subject to the approval of the shareholders in the ensuing Annual General Meeting.

During the year ended December 31, 2017, the amount of per share dividend recommended and provided for distribution to equity shareholders is INR 4.40

In the event of liquidation of the Company, the holders of equity shares will be entitled to receive remaining assets of the Company, after distribution of all preferential amounts. The distribution will be in proportion to the number of equity shares held by the shareholders.

**b) Shares held by holding / ultimate holding company and / or their subsidiaries / associates**

**DISCLAIMER :** This Report is **PRIVATE & CONFIDENTIAL** and it is prepared at the request of and for its use by the Subscriber only. The Subscriber shall use the contents of the Report merely as an aid to its business. Mira Inform Private Limited ("MIPL") has collated information/data in the Report, which have not been verified unless otherwise specifically mentioned in the Report. The Subscriber shall independently verify the accuracy and correctness of the information/data before in any way acting upon the same. MIPL shall not be liable for any harm, injury, loss or damage caused to the Subscriber due to default by the Subscriber's debtors/beneficiaries in fulfilling their obligations of any nature whatsoever. This Report or any of its portion shall not be used as a documentary evidence or otherwise before any investigative agencies or forum of law. This Report is confidential and proprietary to MIPL. The Subscriber and/or any other person(s) may not reproduce, publish or disclose any of the contents of the Report to others without the express authorization of MIPL. This Report is prepared and issued to the Subscriber without any risk, responsibility or liability on the part of MIPL or its officials.

Particulars	31.12.2017	
	Number	INR In Million
ABB Asea Brown Boveri Limited - the holding company	146390951	292.800
ABB Norden Holding AB - a fellow subsidiary	12540330	25.100
<b>Total</b>	<b>158931281</b>	<b>317.900</b>

**c) Details of shareholders holding more than 5% of the shares in the Company**

Particulars	31.12.2017	
	Number	% of holding
Equity shares of INR 2/- each		
ABB Asea Brown Boveri Limited - the holding company	146390951	69.08
ABB Norden Holding AB - a fellow subsidiary	12540330	5.92
Life Insurance Corporation of India	14439268	6.81

As per records of the Company and other declarations received from shareholders, the above shareholding represents both legal and beneficial ownerships of shares

**FINANCIAL DATA**  
*[all figures are in INR Million]*

**ABRIDGED BALANCE SHEET**

SOURCES OF FUNDS	31.12.2017	31.12.2016	31.12.2015
<b>I. EQUITY AND LIABILITIES</b>			
<b>(1) Shareholders' Funds</b>			
(a) Share Capital	423.800	423.800	423.800
(b) Reserves & Surplus	35645.100	32443.200	29661.700
(c) Money received against Share Warrants	0.000	0.000	0.000
<b>(2) Share Application Money Pending Allotment</b>	0.000	0.000	0.000
<b>Total Shareholders' Funds (1) + (2)</b>	<b>36068.900</b>	<b>32867.000</b>	<b>30085.500</b>
<b>(3) Non-Current Liabilities</b>			
(a) Long-term Borrowings	41.400	6000.000	6000.000
(b) Deferred Tax Liabilities (Net)	0.000	0.000	0.000
(c) Other Long Term Liabilities	38.600	39.100	43.000
(d) Long-term Provisions	426.800	520.800	479.200
<b>Total Non-current Liabilities (3)</b>	<b>506.800</b>	<b>6559.900</b>	<b>6522.200</b>
<b>(4) Current Liabilities</b>			
(a) Short term Borrowings	0.000	0.400	0.000
(b) Trade Payables	27131.100	21573.000	21019.600
(c) Other Current Liabilities	22028.500	13286.700	12677.000
(d) Short-term Provisions	3145.200	3025.000	3784.000
<b>Total Current Liabilities (4)</b>	<b>52304.800</b>	<b>37885.100</b>	<b>37480.600</b>
<b>TOTAL</b>	<b>88880.500</b>	<b>77312.000</b>	<b>74088.300</b>
<b>II. ASSETS</b>			
<b>(1) Non-Current Assets</b>			
(a) Fixed Assets			
(i) Tangible Assets	11426.000	11687.900	11993.600
(ii) Intangible Assets	296.400	861.200	990.600
(iii) Capital work-in-progress	1164.800	677.800	442.800
(iv) Intangible assets under Development	464.200	0.000	0.000
(b) Non-current Investments	1.700	162.300	163.100
(c) Deferred Tax Assets (net)	1173.000	1303.800	489.600
(d) Long-term Loan and Advances	215.600	222.300	4222.000
(e) Other Non-Current Assets	4574.400	3747.200	66.900
<b>Total Non-Current Assets</b>	<b>19316.100</b>	<b>18662.500</b>	<b>18368.600</b>

**DISCLAIMER** : This Report is **PRIVATE & CONFIDENTIAL** and it is prepared at the request of and for its use by the Subscriber only. The Subscriber shall use the contents of the Report merely as an aid to its business. Mira Inform Private Limited ("MIPL") has collated information/data in the Report, which have not been verified unless otherwise specifically mentioned in the Report. The Subscriber shall independently verify the accuracy and correctness of the information/data before in any way acting upon the same. MIPL shall not be liable for any harm, injury, loss or damage caused to the Subscriber due to default by the Subscriber's debtors/beneficiaries in fulfilling their obligations of any nature whatsoever. This Report or any of its portion shall not be used as a documentary evidence or otherwise before any investigative agencies or forum of law. This Report is confidential and proprietary to MIPL. The Subscriber and/or any other person(s) may not reproduce, publish or disclose any of the contents of the Report to others without the express authorization of MIPL. This Report is prepared and issued to the Subscriber without any risk, responsibility or liability on the part of MIPL or its officials.

<b>(2) Current Assets</b>			
(a) Current Investments	2704.500	0.800	0.800
(b) Inventories	11535.500	9402.500	9395.700
(c) Trade Receivables	27877.800	29707.200	33909.300
(d) Cash and Cash Equivalents	14916.600	11891.600	5735.900
(e) Short-term Loans and Advances	246.200	190.200	2780.800
(f) Other Current Assets	12283.800	7457.200	3897.200
<b>Total Current Assets</b>	<b>69564.400</b>	<b>58649.500</b>	<b>55719.700</b>
<b>TOTAL</b>	<b>88880.500</b>	<b>77312.000</b>	<b>74088.300</b>

**PROFIT & LOSS ACCOUNT**

	<b>PARTICULARS</b>	<b>31.12.2017</b>	<b>31.12.2016</b>	<b>31.12.2015</b>
	<b>SALES</b>			
	Income	93751.000	91835.200	81402.700
	Other Income	1209.700	1215.700	130.400
	<b>TOTAL</b>	<b>94960.700</b>	<b>93050.900</b>	<b>81533.100</b>
<b>Less</b>	<b>EXPENSES</b>			
	Cost of Materials Consumed	50606.700	46372.900	45605.100
	Purchases of Stock-in-Trade	3571.200	4015.900	3216.400
	Changes in inventories of finished goods, work-in-progress and Stock-in-Trade	(655.100)	666.400	(485.600)
	Employees benefits expense	7963.000	7502.600	7498.700
	Other expenses	16643.800	15842.100	13778.900
	Excise Duty	2877.800	5413.100	0.000
	Subcontracting charges	5382.900	5076.900	4664.200
	<b>TOTAL</b>	<b>86390.300</b>	<b>84889.900</b>	<b>74277.700</b>
	<b>PROFIT/ (LOSS) BEFORE INTEREST, TAX, DEPRECIATION AND AMORTISATION</b>	<b>8570.400</b>	<b>8161.000</b>	<b>7255.400</b>
<b>Less</b>	<b>FINANCIAL EXPENSES</b>	773.100	918.800	911.600
	<b>PROFIT / (LOSS) BEFORE TAX, DEPRECIATION AND AMORTISATION</b>	<b>7797.300</b>	<b>7242.200</b>	<b>6343.800</b>
<b>Less</b>	<b>DEPRECIATION/ AMORTISATION</b>	1579.700	1509.500	1597.900
	<b>PROFIT/ (LOSS) BEFORE TAX</b>	<b>6217.600</b>	<b>5732.700</b>	<b>4745.900</b>
<b>Less</b>	<b>TAX</b>	2018.100	1988.000	1747.100
	<b>PROFIT/ (LOSS) AFTER TAX</b>	<b>4199.500</b>	<b>3744.700</b>	<b>2998.800</b>

**DISCLAIMER** : This Report is **PRIVATE & CONFIDENTIAL** and it is prepared at the request of and for its use by the Subscriber only. The Subscriber shall use the contents of the Report merely as an aid to its business. Mira Inform Private Limited ("MIPL") has collated information/data in the Report, which have not been verified unless otherwise specifically mentioned in the Report. The Subscriber shall independently verify the accuracy and correctness of the information/data before in any way acting upon the same. MIPL shall not be liable for any harm, injury, loss or damage caused to the Subscriber due to default by the Subscriber's debtors/beneficiaries in fulfilling their obligations of any nature whatsoever. This Report or any of its portion shall not be used as a documentary evidence or otherwise before any investigative agencies or forum of law. This Report is confidential and proprietary to MIPL. The Subscriber and/or any other person(s) may not reproduce, publish or disclose any of the contents of the Report to others without the express authorization of MIPL. This Report is prepared and issued to the Subscriber without any risk, responsibility or liability on the part of MIPL or its officials.

Earnings / (Loss) Per Share (INR)	19.82	17.67	14.15
-----------------------------------	-------	-------	-------

**CURRENT MATURITIES OF LONG TERM DEBT DETAILS**

Particulars	31.12.2017	31.12.2016	31.12.2015
Current Maturities of Long term debt	6000.000	0.000	NA
Cash generated from operations	10798.000	5785.000	6002.900
Net cash flow from operating activities	8625.700	3816.700	4790.000

**QUARTERLY RESULTS**

PARTICULARS	30.06.2018 1 <sup>st</sup> Quarter (Unaudited)	30.09.2018 2 <sup>nd</sup> Quarter (Unaudited)
Net Sales	27127.300	25153.600
Total Expenditure	25167.900	23214.000
PBIDT (Excluding Other Income)	1959.400	1939.600
Other Income	235.500	284.900
Operating Profit	2194.900	2224.500
Interest	231.900	201.100
Exceptional Items	NA	NA
PBDT	1963.000	2023.400
Depreciation	356.000	370.700
Profit Before Tax	1607.000	1652.700
Tax	585.500	569.300
Provisions and contingencies	NA	NA
Profit After Tax	1021.500	1083.400
Extraordinary Items	NA	NA
Prior Period Expenses	NA	NA
Other Adjustments	NA	NA
Net Profit	1021.500	1083.400

**KEY RATIOS**

**EFFICIENCY RATIOS**

PARTICULARS	31.12.2017	31.12.2016	31.12.2015
Average Collection Days [Sundry Debtors / Income * 365]	108.54	118.07	152.05

**DISCLAIMER** : This Report is **PRIVATE & CONFIDENTIAL** and it is prepared at the request of and for its use by the Subscriber only. The Subscriber shall use the contents of the Report merely as an aid to its business. Mira Inform Private Limited ("MIPL") has collated information/data in the Report, which have not been verified unless otherwise specifically mentioned in the Report. The Subscriber shall independently verify the accuracy and correctness of the information/data before in any way acting upon the same. MIPL shall not be liable for any harm, injury, loss or damage caused to the Subscriber due to default by the Subscriber's debtors/beneficiaries in fulfilling their obligations of any nature whatsoever. This Report or any of its portion shall not be used as a documentary evidence or otherwise before any investigative agencies or forum of law. This Report is confidential and proprietary to MIPL. The Subscriber and/or any other person(s) may not reproduce, publish or disclose any of the contents of the Report to others without the express authorization of MIPL. This Report is prepared and issued to the Subscriber without any risk, responsibility or liability on the part of MIPL or its officials.

Account Receivables Turnover [Income / Sunday Debtors]	3.36	3.09	2.40
Average Payment Days (Sundry Creditors / Purchases * 365 Days)	182.78	156.27	157.15
Inventory Turnover (Operating Income / Inventories)	0.74	0.87	0.77
Asset Turnover (Operating Income / Net Fixed Assets)	0.64	0.62	0.54

**LEVERAGE RATIOS**

PARTICULARS	31.12.2017	31.12.2016	31.12.2015
Debt Ratio ((Borrowing + Current Liabilities) / Total Assets)	0.59	0.57	0.59
Debt Equity Ratio (Total Liability / Networth)	0.00	0.18	0.20
Current Liabilities to Networth (Current Liabilities / Net Worth)	1.45	1.15	1.25
Fixed Assets to Networth (Net Fixed Assets / Networth)	0.37	0.40	0.45
Interest Coverage Ratio (PBIT / Financial Charges)	11.09	8.88	7.96

**PROFITABILITY RATIOS**

PARTICULARS		31.12.2017	31.12.2016	31.12.2015
Net Profit Margin ((PAT / Sales) * 100)	%	4.48	4.08	3.68
Return on Total Assets ((PAT / Total Assets) * 100)	%	4.72	4.84	4.05
Return on Investment (ROI) ((PAT / Networth) * 100)	%	11.64	11.39	9.97

**DISCLAIMER** : This Report is **PRIVATE & CONFIDENTIAL** and it is prepared at the request of and for its use by the Subscriber only. The Subscriber shall use the contents of the Report merely as an aid to its business. Mira Inform Private Limited ("MIPL") has collated information/data in the Report, which have not been verified unless otherwise specifically mentioned in the Report. The Subscriber shall independently verify the accuracy and correctness of the information/data before in any way acting upon the same. MIPL shall not be liable for any harm, injury, loss or damage caused to the Subscriber due to default by the Subscriber's debtors/beneficiaries in fulfilling their obligations of any nature whatsoever. This Report or any of its portion shall not be used as a documentary evidence or otherwise before any investigative agencies or forum of law. This Report is confidential and proprietary to MIPL. The Subscriber and/or any other person(s) may not reproduce, publish or disclose any of the contents of the Report to others without the express authorization of MIPL. This Report is prepared and issued to the Subscriber without any risk, responsibility or liability on the part of MIPL or its officials.

**SOLVENCY RATIOS**

PARTICULARS	31.12.2017	31.12.2016	31.12.2015
Current Ratio (Current Assets / Current Liabilities)	1.33	1.55	1.49
Quick Ratio ((Current Assets – Inventories) / Current Liabilities)	1.11	1.30	1.24
G-Score Ratio Financial (Networth / Total Assets)	0.41	0.43	0.41
G-Score Ratio Debt (Debts / Equity Capital)	0.10	14.16	14.16
G-Score Ratio Liquidity (Total Current Assets / Total Current Liabilities)	1.33	1.55	1.49

Total Liability = Short-term Debt + Long-term Debt + Current Maturities of Long-term debts

**STOCK PRICES**

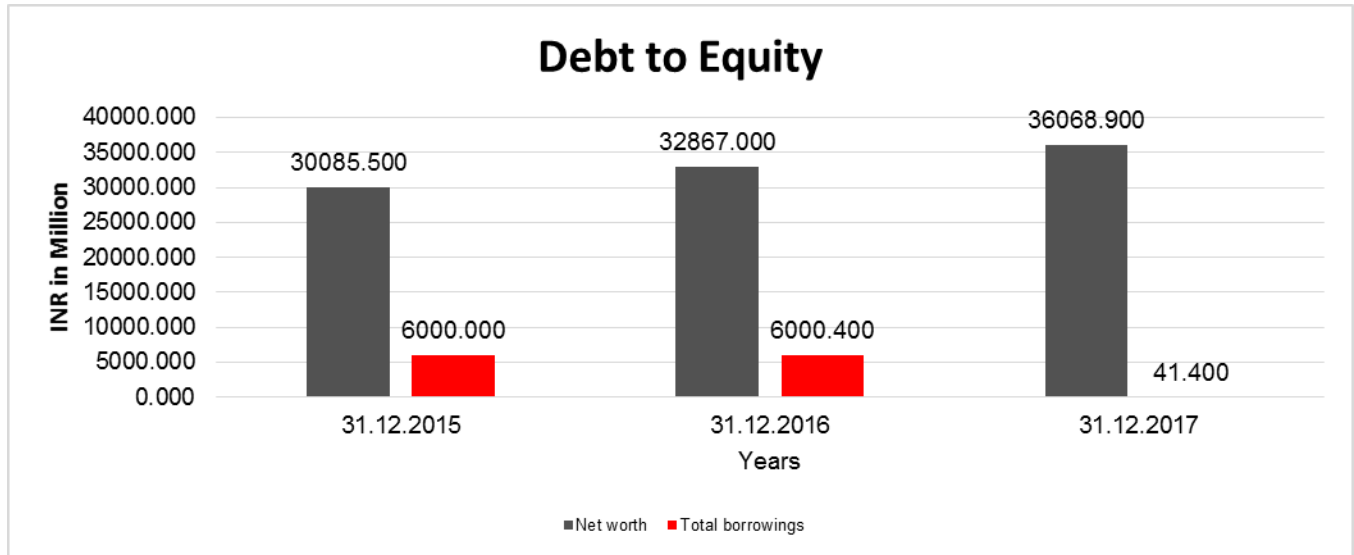
Face Value	INR 02.00/-
Market Value	INR 1386.15/-

**FINANCIAL ANALYSIS**  
*[all figures are in INR Million]*

**DEBT EQUITY RATIO**

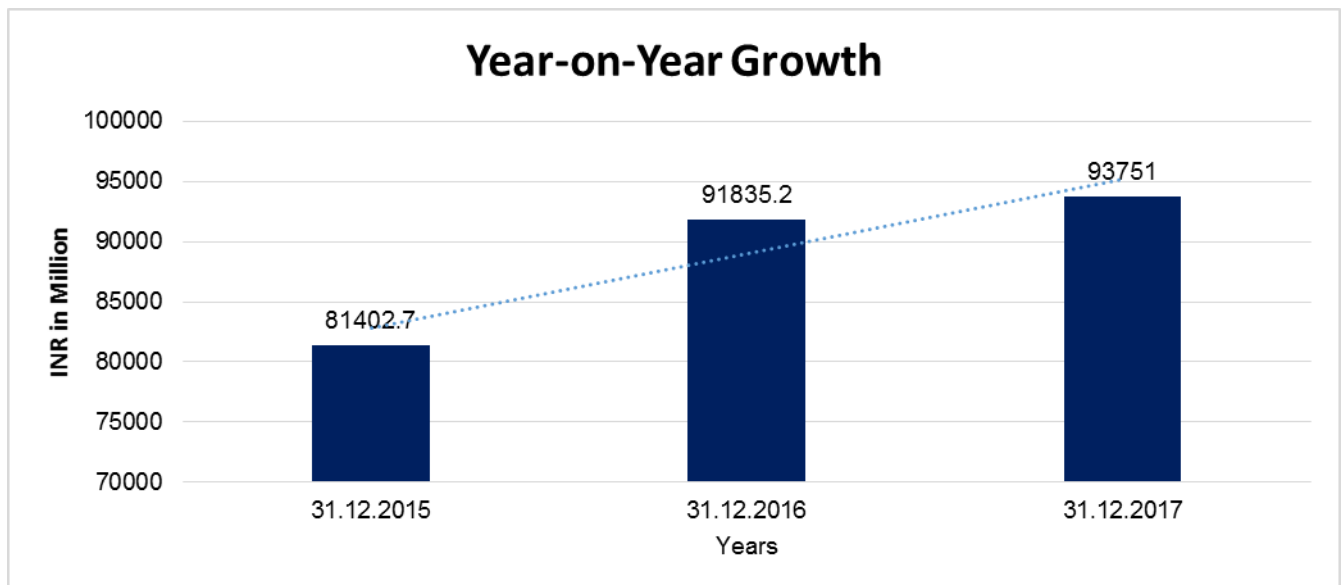
Particular	31.12.2015	31.12.2016	31.12.2017
	INR In Million	INR In Million	INR In Million
Share Capital	423.800	423.800	423.800
Reserves & Surplus	29661.700	32443.200	35645.100
Money received against share warrants	0.000	0.000	0.000
Share Application money pending allotment	0.000	0.000	0.000
<b>Net worth</b>	<b>30085.500</b>	<b>32867.000</b>	<b>36068.900</b>
Long-term borrowings	6000.000	6000.000	41.400
Short term borrowings	0.000	0.400	0.000
<b>Total borrowings</b>	<b>6000.000</b>	<b>6000.400</b>	<b>41.400</b>
<b>Debt/Equity ratio</b>	<b>0.199</b>	<b>0.183</b>	<b>0.001</b>

**DISCLAIMER** : This Report is **PRIVATE & CONFIDENTIAL** and it is prepared at the request of and for its use by the Subscriber only. The Subscriber shall use the contents of the Report merely as an aid to its business. Mira Inform Private Limited ("MIPL") has collated information/data in the Report, which have not been verified unless otherwise specifically mentioned in the Report. The Subscriber shall independently verify the accuracy and correctness of the information/data before in any way acting upon the same. MIPL shall not be liable for any harm, injury, loss or damage caused to the Subscriber due to default by the Subscriber's debtors/beneficiaries in fulfilling their obligations of any nature whatsoever. This Report or any of its portion shall not be used as a documentary evidence or otherwise before any investigative agencies or forum of law. This Report is confidential and proprietary to MIPL. The Subscriber and/or any other person(s) may not reproduce, publish or disclose any of the contents of the Report to others without the express authorization of MIPL. This Report is prepared and issued to the Subscriber without any risk, responsibility or liability on the part of MIPL or its officials.



**YEAR-ON-YEAR GROWTH**

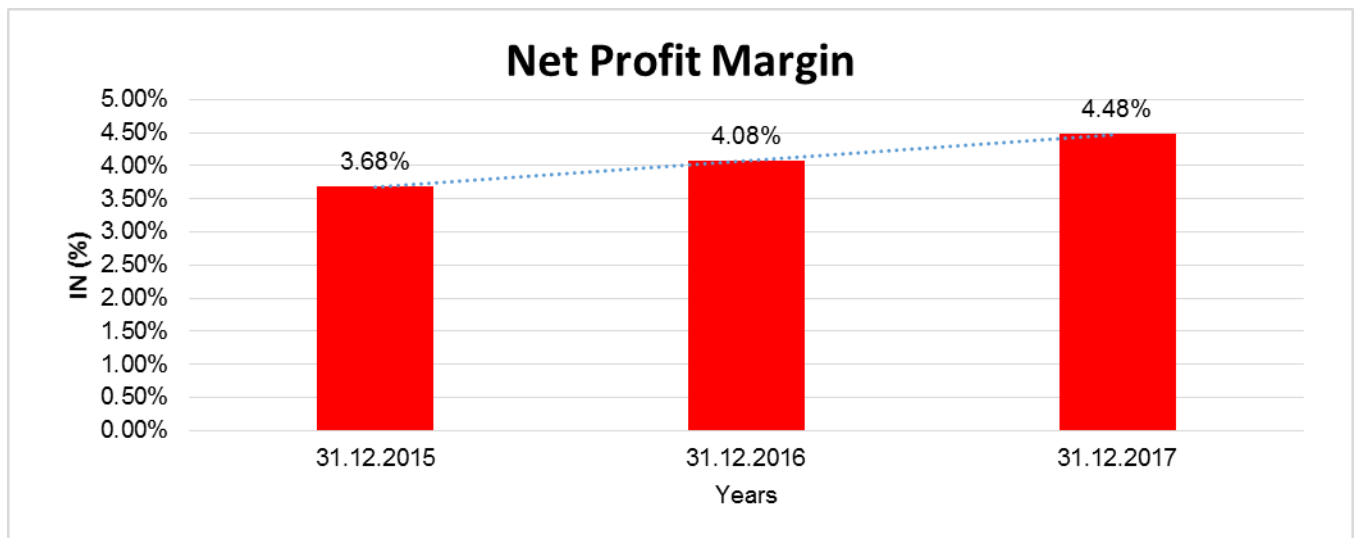
Year on Year Growth	31.12.2015	31.12.2016	31.12.2017
	INR In Million	INR In Million	INR In Million
Sales	81402.700	91835.200	93751.000
		<b>12.816</b>	<b>2.086</b>



**DISCLAIMER** : This Report is **PRIVATE & CONFIDENTIAL** and it is prepared at the request of and for its use by the Subscriber only. The Subscriber shall use the contents of the Report merely as an aid to its business. Mira Inform Private Limited ("MIPL") has collated information/data in the Report, which have not been verified unless otherwise specifically mentioned in the Report. The Subscriber shall independently verify the accuracy and correctness of the information/data before in any way acting upon the same. MIPL shall not be liable for any harm, injury, loss or damage caused to the Subscriber due to default by the Subscriber's debtors/beneficiaries in fulfilling their obligations of any nature whatsoever. This Report or any of its portion shall not be used as a documentary evidence or otherwise before any investigative agencies or forum of law. This Report is confidential and proprietary to MIPL. The Subscriber and/or any other person(s) may not reproduce, publish or disclose any of the contents of the Report to others without the express authorization of MIPL. This Report is prepared and issued to the Subscriber without any risk, responsibility or liability on the part of MIPL or its officials.

**NET PROFIT MARGIN**

Net Profit Margin	31.12.2015	31.12.2016	31.12.2017
	INR In Million	INR In Million	INR In Million
Sales	81402.700	91835.200	93751.000
Profit	2998.800	3744.700	4199.500
	<b>3.68%</b>	<b>4.08%</b>	<b>4.48%</b>



**LEGAL CASE**

**HIGH COURT**

**FABZ FABRICOMINDIA PVT LTD VS ABB INDIA LTD**

High Court-Mum

Case no:929. ARBAP/321/2014

Case status:Pending

Judge:HON'BLE SHRI JUSTICE G.S. PATEL

Date:2015-01-21T00:00:00Z

**HIGH COURT**

**VADODARA BHARAT BIJLEE LTD VS ABB INDIA LTD**

High Court-Guj

Case no:92. CA/13222/2015

Case status:Pending

**DISCLAIMER** : This Report is **PRIVATE & CONFIDENTIAL** and it is prepared at the request of and for its use by the Subscriber only. The Subscriber shall use the contents of the Report merely as an aid to its business. Mira Inform Private Limited ("MIPL") has collated information/data in the Report, which have not been verified unless otherwise specifically mentioned in the Report. The Subscriber shall independently verify the accuracy and correctness of the information/data before in any way acting upon the same. MIPL shall not be liable for any harm, injury, loss or damage caused to the Subscriber due to default by the Subscriber's debtors/beneficiaries in fulfilling their obligations of any nature whatsoever. This Report or any of its portion shall not be used as a documentary evidence or otherwise before any investigative agencies or forum of law. This Report is confidential and proprietary to MIPL. The Subscriber and/or any other person(s) may not reproduce, publish or disclose any of the contents of the Report to others without the express authorization of MIPL. This Report is prepared and issued to the Subscriber without any risk, responsibility or liability on the part of MIPL or its officials.

Judge:HON'BLE MR.JUSTICE - 1
Date:2016-04-02T00:00:00Z

<b>HIGH COURT</b>
MS MARCOTEX ENGINEERS ND CONSULTANTS VS MS ABB INDIA LTD.
High Court-Mum
Case no:1080. ARBAP/1/2015
Case status:Pending
Judge:HON'BLE SHRI JUSTICE G.S. PATEL
Date:2015-01-13T00:00:00Z

<b>HIGH COURT</b>
ANAND RAO INFRASTRUCTURE PVT. LTD. Vs. ABB INDIA LIMITED
High Court-Delhi
Case no:O.M.P. (COMM) 32/2016 I.A. 1567/2016
Case status:Pending
Judge:HON BLE MR. JUSTICE High court
ANAND RAO INFRASTRUCTURE PVT. LTD. Vs. ABB INDIA LIMITED
high court-Delhi
Case no:O.M.P. (COMM) 32/2016 I.A. 1567/2016
Case status:Pending
Judge:HON BLE MR. JUSTICE MANMOHAN SINGH
Date:16/07/11
MANMOHAN SINGH
Date:16/07/11

**LOCAL AGENCY FURTHER INFORMATION**

Sr. No.	Check list by info agents	Available in Report (Yes/No)
1	Year of establishment	Yes
2	Constitution of the entity -Incorporation details	Yes
3	Locality of the entity	Yes
4	Premises details	No
5	Buyer visit details	-
6	Contact numbers	Yes
7	Name of the person contacted	No
8	Designation of contact person	No
9	Promoter's background	Yes
10	Date of Birth of Proprietor / Partners / Directors	Yes
11	Pan Card No. of Proprietor / Partners	No
12	Voter Id Card No. of Proprietor / Partners	No
13	Type of business	Yes

**DISCLAIMER** : This Report is **PRIVATE & CONFIDENTIAL** and it is prepared at the request of and for its use by the Subscriber only. The Subscriber shall use the contents of the Report merely as an aid to its business. Mira Inform Private Limited ("MIPL") has collated information/data in the Report, which have not been verified unless otherwise specifically mentioned in the Report. The Subscriber shall independently verify the accuracy and correctness of the information/data before in any way acting upon the same. MIPL shall not be liable for any harm, injury, loss or damage caused to the Subscriber due to default by the Subscriber's debtors/beneficiaries in fulfilling their obligations of any nature whatsoever. This Report or any of its portion shall not be used as a documentary evidence or otherwise before any investigative agencies or forum of law. This Report is confidential and proprietary to MIPL. The Subscriber and/or any other person(s) may not reproduce, publish or disclose any of the contents of the Report to others without the express authorization of MIPL. This Report is prepared and issued to the Subscriber without any risk, responsibility or liability on the part of MIPL or its officials.

14	Line of Business	Yes
15	Export/import details (if applicable)	Yes
16	No. of employees	Yes
17	Details of sister concerns	Yes
18	Major suppliers	No
19	Major customers	No
20	Banking Details	Yes
21	Banking facility details	Yes
22	Conduct of the banking account	--
23	Financials, if provided	Yes
24	Capital in the business	Yes
25	Last accounts filed at ROC, if applicable	Yes
26	Turnover of firm for last three years	Yes
27	Reasons for variation <> 20%	--
28	Estimation for coming financial year	No
29	Profitability for last three years	Yes
30	Major shareholders, if available	Yes
31	External Agency Rating, if available	Yes
32	Litigations that the firm/promoter involved in	Yes
33	Market information	--
34	Payments terms	No
35	Negative Reporting by Auditors in the Annual Report	No

#### CHANGE OF ADDRESS

The Company has shifted its Registered Office to the new premises at 21<sup>st</sup> Floor, World Trade Center, Brigade Gateway, No.26/1, Dr. Rajkumar Road, Malleshwaram West, Bangalore – 560055, Karnataka, India effective May 19, 2014.

#### CORPORATE INFORMATION

The Company has served utility and industry customers for over six decades with the complete range of engineering, products, solutions and services in areas of Automation and Power technology. The Company has extensive installed base for manufacturing and a countrywide marketing and service presence. Besides catering to Indian domestic market, the Company is also playing an increasing role in the global market.

#### PERFORMANCE REVIEW:

During the year, orders touched INR 94900.000 Million as against INR 124660.000 Million in the Previous Year. Excluding the one-time mega HVDC and large traction transformer orders in 2016 in the year 2017 the orders witnessed a healthy growth of 19 percent reflecting the technology push and continued traction in transportation and renewable energy. Services and export-led orders resulted in more comprehensive customer engagements. The order backlog at the end of the year stood at INR 115340.00 Million which continued to provide visibility to the future revenue streams.

The revenue from operations for the Company for the year 2017 stood at INR 94960.700 Million as against INR 93050.900 Million in the previous year reflecting stability of operations in an uncertain market situation. Profit

**DISCLAIMER** : This Report is **PRIVATE & CONFIDENTIAL** and it is prepared at the request of and for its use by the Subscriber only. The Subscriber shall use the contents of the Report merely as an aid to its business. Mira Inform Private Limited ("MIPL") has collated information/data in the Report, which have not been verified unless otherwise specifically mentioned in the Report. The Subscriber shall independently verify the accuracy and correctness of the information/data before in any way acting upon the same. MIPL shall not be liable for any harm, injury, loss or damage caused to the Subscriber due to default by the Subscriber's debtors/beneficiaries in fulfilling their obligations of any nature whatsoever. This Report or any of its portion shall not be used as a documentary evidence or otherwise before any investigative agencies or forum of law. This Report is confidential and proprietary to MIPL. The Subscriber and/or any other person(s) may not reproduce, publish or disclose any of the contents of the Report to others without the express authorization of MIPL. This Report is prepared and issued to the Subscriber without any risk, responsibility or liability on the part of MIPL or its officials.

before tax was up by 8% at INR 6217.600 Million in 2017 on higher sales as compared to INR 5732.700 Million in the previous year mainly due to operational excellence Initiatives supply chain efficiencies focus on project management. Net profit after tax was up by 12% at INR 4199.500 Million for the current year as compared to INR 3744.700 Million in the previous year. Consequently the earnings per share for the year 2017 stood at INR 19.82 per share as compared to INR 17.67 per share in the year 2016.

**UNSECURED LOAN**

Unsecured Loan	31.12.2017 (INR in Million)	31.12.2016 (INR in Million)
<b>Short-term borrowings</b>		
Overdraft Facility from Banks	0.000	0.400
<b>Total</b>	<b>0.000</b>	<b>0.400</b>

**Note:** Short term borrowings represent unsecured overdraft facility from banks. The same is repayable on demand and carries interest @ 9% to 11% p.a.

**INDEX OF CAHREGS:**

SN o	SRN	Charge Id	Charge Holder Name	Date of Creation	Date of Modification	Date of Satisfaction	Amount	Address
1	Z00074 895	80017 474	ICICI BANK LIMITED	08/09/2003	-	-	150000000.0	ICICI Bank Towers 1, Commissariat Road, Bangalore-560001, Karnataka, India
2	A22227 607	80017 462	CANARA BANK	08/09/2003	-	03/09/2007	300000000.0	Corporate Service Branch No.25, M G Road, Bangalore-560001, Karnataka, India
3	A22227 839	80017 469	UNION BANK OF INDIA	08/09/2003	-	01/09/2007	400000000.0	Industrial Finance Branch, 111/74, Hafeeza Chambers, K H Road, Bangalore-560027, Karnataka, India
4	A17967 092	80020 297	ICICI BANK LIMITED	08/09/2003	31/01/2005	03/07/2007	150000000.0	ICICI Bank Towers 1, Commissariat Road, Bangalore-560001, Karnataka, India
5	A13438 502	80017 468	STANDARD CHARTERED BANK	08/09/2003	-	11/04/2007	75000000.0	Raheja Towers 26/27, M G Road, Bangalore-560001,

**DISCLAIMER :** This Report is **PRIVATE & CONFIDENTIAL** and it is prepared at the request of and for its use by the Subscriber only. The Subscriber shall use the contents of the Report merely as an aid to its business. Mira Inform Private Limited ("MIPL") has collated information/data in the Report, which have not been verified unless otherwise specifically mentioned in the Report. The Subscriber shall independently verify the accuracy and correctness of the information/data before in any way acting upon the same. MIPL shall not be liable for any harm, injury, loss or damage caused to the Subscriber due to default by the Subscriber's debtors/beneficiaries in fulfilling their obligations of any nature whatsoever. This Report or any of its portion shall not be used as a documentary evidence or otherwise before any investigative agencies or forum of law. This Report is confidential and proprietary to MIPL. The Subscriber and/or any other person(s) may not reproduce, publish or disclose any of the contents of the Report to others without the express authorization of MIPL. This Report is prepared and issued to the Subscriber without any risk, responsibility or liability on the part of MIPL or its officials.

6	A10175 107	80017 472	HONGKONG AND SHANGHAI BANKING CORPORATION	08/09/2003	-	19/01/2007	75000000.0	Karnataka, India No.7, M G Road, Bangalore-560001, Karnataka, India
---	---------------	--------------	---	------------	---	------------	------------	--

**CONTINGENT LIABILITIES:**

PARTICULARS	31.12.2017 (INR In Million)	31.12.2016 (INR In Million)
i) Excise duty / service tax and sales tax liabilities in dispute	6675.000	5282.500
ii) Custom duty liabilities in dispute	49.000	23.100
iii) Claims against the Company not acknowledged as debts	2403.200	748.700
iv) Income tax matters in dispute	169.800	453.700

The Company is contesting the demands and the management believes that its position will likely be upheld in the various appellate authorities/courts. The management believes that the ultimate outcome of this proceeding will not have a material adverse effect on the Company's financial position.

In respect of the above contingent liabilities, the future cash outflows are determinable only on receipt of judgement pending at various forums / authorities.

**STATEMENT OF UNAUDITED RESULT FOR THE QUARTER AND NINE MONTHS ENDED AS ON 30.06.2018**

PARTICULARS	(INR in Million)		
	Three Months ended		Quarter ended
	30.09.2018 (Unaudited)	31.06.2018 (Unaudited)	30.09.2018 (Unaudited)
<b>1. Income from Operations</b>			
Net Sales/income from operations	25153.600	27127.300	77535.700
Other Operating Income	284.900	235.500	789.500
<b>Total income from operations (net)</b>	<b>25438.500</b>	<b>27362.800</b>	<b>78325.200</b>
<b>Expenses</b>			
Cost of materials consumed	14171.000	15888.200	44464.300
Purchases of stock-in trade	1477.000	1332.900	4116.800
Changes in inventories of finished goods. work-in-progress and stock in trade	(970.400)	(445.100)	(1355.200)
Subcontracting charges	1243.300	1253.700	3955.500
Employee benefits expense	2126.500	2230.700	6541.200
Depreciation and Amortization Expenses	370.700	356.000	1082.800
Finance Costs	201.100	231.900	664.500
Other Expenses	5166.600	4907.500	14024.600

**DISCLAIMER :** This Report is **PRIVATE & CONFIDENTIAL** and it is prepared at the request of and for its use by the Subscriber only. The Subscriber shall use the contents of the Report merely as an aid to its business. Mira Inform Private Limited ("MIPL") has collated information/data in the Report, which have not been verified unless otherwise specifically mentioned in the Report. The Subscriber shall independently verify the accuracy and correctness of the information/data before in any way acting upon the same. MIPL shall not be liable for any harm, injury, loss or damage caused to the Subscriber due to default by the Subscriber's debtors/beneficiaries in fulfilling their obligations of any nature whatsoever. This Report or any of its portion shall not be used as a documentary evidence or otherwise before any investigative agencies or forum of law. This Report is confidential and proprietary to MIPL. The Subscriber and/or any other person(s) may not reproduce, publish or disclose any of the contents of the Report to others without the express authorization of MIPL. This Report is prepared and issued to the Subscriber without any risk, responsibility or liability on the part of MIPL or its officials.

<b>Total expenses</b>	<b>23785.800</b>	<b>25755.800</b>	<b>73494.500</b>
<b>Profit/ (Loss) before tax</b>	<b>1652.700</b>	<b>1607.000</b>	<b>4830.700</b>
Tax expenses	569.300	585.500	1700.900
<b>Net Profit / (Loss) after tax</b>	<b>1083.400</b>	<b>1021.500</b>	<b>3129.800</b>
<b>Other comprehensive income</b>			
Remeasurement gains/(losses) on defined benefit plans	0.000	0.000	168.600
Income tax paid	0.000	0.000	(58.900)
<b>Other comprehensive income</b>	<b>0.000</b>	<b>0.000</b>	<b>109.700</b>
<b>Total comprehensive income</b>	<b>1083.400</b>	<b>1021.500</b>	<b>3239.500</b>
<b>Paid up equity share capital (Face Value of INR 2.00/- each)</b>	423.800	423.800	423.800
Reserve excluding Revaluation Reserve as per Balance Sheet of previous accounting year	--	--	
<b>Earnings per share (of INR 2.00/- each) (not annualized):</b>			
<b>Basic and Diluted</b>	<b>5.11</b>	<b>4.82</b>	<b>14.77</b>

**SEGMENT WISE REVENUE, ASSET AND LIABILITY**

(INR in Million)

PARTICULARS	Three Months ended		Quarter ended
	30.09.2018 (Unaudited)	31.06.2018 (Unaudited)	30.09.2018 (Unaudited)
<b>Segment Revenue</b>			
Robotics and Motion	5920.100	6152.100	18041.200
Electrification Products	5710.600	6460.600	18680.400
Industrial Automation	3454.500	3767.500	10245.500
Power Grids	10320.800	10605.900	30624.600
Others	744.600	884.300	2430.800
<b>Total</b>	<b>26150.600</b>	<b>27870.400</b>	<b>80022.500</b>
Less: Inter Segment Revenue	997.000	743.100	2486.800
<b>Total Revenue from operations</b>	<b>25153.600</b>	<b>27127.300</b>	<b>77535.700</b>
<b>Segment Result</b>			
Robotics and Motion	518.300	506.600	1455.900
Electrification Products	493.300	576.200	1739.400
Industrial Automation	398.600	381.700	1174.700
Power Grids	1276.400	1097.500	3399.800
<b>Total</b>	<b>2686.600</b>	<b>2562.000</b>	<b>7769.800</b>
Less: Interest	201.100	231.900	664.500
Other un-allocable expenditure net off un-allocable income	832.800	723.100	2274.600
<b>Total Profit Before Tax</b>	<b>1652.700</b>	<b>1607.000</b>	<b>4830.700</b>

**DISCLAIMER** : This Report is **PRIVATE & CONFIDENTIAL** and it is prepared at the request of and for its use by the Subscriber only. The Subscriber shall use the contents of the Report merely as an aid to its business. Mira Inform Private Limited ("MIPL") has collated information/data in the Report, which have not been verified unless otherwise specifically mentioned in the Report. The Subscriber shall independently verify the accuracy and correctness of the information/data before in any way acting upon the same. MIPL shall not be liable for any harm, injury, loss or damage caused to the Subscriber due to default by the Subscriber's debtors/beneficiaries in fulfilling their obligations of any nature whatsoever. This Report or any of its portion shall not be used as a documentary evidence or otherwise before any investigative agencies or forum of law. This Report is confidential and proprietary to MIPL. The Subscriber and/or any other person(s) may not reproduce, publish or disclose any of the contents of the Report to others without the express authorization of MIPL. This Report is prepared and issued to the Subscriber without any risk, responsibility or liability on the part of MIPL or its officials.

<b>Segment Asset</b>			
Robotics and Motion	11598.700	11817.700	11598.700
Electrification Products	13498.300	14018.900	13498.300
Industrial Automation	9621.600	9610.100	9621.600
Power Grids	30264.000	28693.400	30264.000
Unallocated	21552.700	28888.000	21552.700
<b>Total Segment Asset</b>	<b>86535.300</b>	<b>93028.100</b>	<b>86535.300</b>
<b>Segment Liability</b>			
Robotics and Motion	8412.500	8810.500	8412.500
Electrification Products	7173.800	7607.600	7173.800
Industrial Automation	5829.000	6438.600	5829.000
Power Grids	20347.400	20101.300	20347.400
Unallocated	6588.300	12968.800	6588.300
<b>Total Segment Liability</b>	<b>48351.000</b>	<b>55926.800</b>	<b>48351.000</b>

## FIXED ASSETS

### Tangible Assets

- Freehold Land
- Leasehold Land
- Leasehold Improvements
- Factory Buildings
- Other Buildings
- Plant and Equipment
- Office Equipment's
- Furniture and Fixtures

### Intangible Assets

- Goodwill
- Technical Know-how fees
- Capitalised Software

**CMT REPORT (Corruption, Money Laundering & Terrorism]**

The Public Notice information has been collected from various sources including but not limited to: **The Courts, India Prisons Service, Interpol, etc.**

**1] INFORMATION ON DESIGNATED PARTY**

No records exist designating subject or any of its beneficial owners, controlling shareholders or senior officers as terrorist or terrorist organization or whom notice had been received that all financial transactions involving their assets have been blocked or convicted, found guilty or against whom a judgement or order had been entered in a proceedings for violating money-laundering, anti-corruption or bribery or international economic or anti-terrorism sanction laws or whose assets were seized, blocked, frozen or ordered forfeited for violation of money laundering or international anti-terrorism laws.

**2] Court Declaration :**

No records exist to suggest that subject is or was the subject of any formal or informal allegations, prosecutions or other official proceeding for making any prohibited payments or other improper payments to government officials for engaging in prohibited transactions or with designated parties.

**3] Asset Declaration :**

No records exist to suggest that the property or assets of the subject are derived from criminal conduct or a prohibited transaction.

**4] Record on Financial Crime :**

Charges or conviction registered against subject: **None**

**5] Records on Violation of Anti-Corruption Laws :**

Charges or investigation registered against subject: **None**

**6] Records on Int'l Anti-Money Laundering Laws/Standards :**

Charges or investigation registered against subject: **None**

**7] Criminal Records**

No available information exist that suggest that subject or any of its principals have been formally charged or convicted by a competent governmental authority for any financial crime or under any formal investigation by a competent government authority for any violation of anti-corruption laws or international anti-money laundering laws or standard.

**8] Affiliation with Government :**

No record exists to suggest that any director or indirect owners, controlling shareholders, director, officer or employee of the company is a government official or a family member or close business associate of a Government official.

**9] Compensation Package :**

Our market survey revealed that the amount of compensation sought by the subject is fair and reasonable and comparable to compensation paid to others for similar services.

**10] Press Report :**

No press reports / filings exists on the subject.

**CORPORATE GOVERNANCE**

MIRA INFORM as part of its Due Diligence do provide comments on Corporate Governance to identify management and governance. These factors often have been predictive and in some cases have created vulnerabilities to credit deterioration.

Our Governance Assessment focuses principally on the interactions between a company's management, its Board of Directors, Shareholders and other financial stakeholders.

**CONTRAVENTION**

Subject is not known to have contravened any existing local laws, regulations or policies that prohibit, restrict or otherwise affect the terms and conditions that could be included in the agreement with the subject.

**FOREIGN EXCHANGE RATES**

Currency	Unit	INR
US Dollar	1	INR 71.90
UK Pound	1	INR 92.19
Euro	1	INR 81.94

**INFORMATION DETAILS**

<b>Information Gathered by :</b>	AKS
<b>Analysis Done by :</b>	VIVR
<b>Report Prepared by :</b>	DNS

**DISCLAIMER** : This Report is **PRIVATE & CONFIDENTIAL** and it is prepared at the request of and for its use by the Subscriber only. The Subscriber shall use the contents of the Report merely as an aid to its business. Mira Inform Private Limited ("MIPL") has collated information/data in the Report, which have not been verified unless otherwise specifically mentioned in the Report. The Subscriber shall independently verify the accuracy and correctness of the information/data before in any way acting upon the same. MIPL shall not be liable for any harm, injury, loss or damage caused to the Subscriber due to default by the Subscriber's debtors/beneficiaries in fulfilling their obligations of any nature whatsoever. This Report or any of its portion shall not be used as a documentary evidence or otherwise before any investigative agencies or forum of law. This Report is confidential and proprietary to MIPL. The Subscriber and/or any other person(s) may not reproduce, publish or disclose any of the contents of the Report to others without the express authorization of MIPL. This Report is prepared and issued to the Subscriber without any risk, responsibility or liability on the part of MIPL or its officials.

**SCORE FACTORS**

DEMERIT POINTS		
--BANK CHARGES	YES/NO	YES
--LITIGATION	YES/NO	YES
--OTHER ADVERSE INFORMATION	YES/NO	NO
MERIT POINTS		
--SOLE DISTRIBUTORSHIP	YES/NO	NO
--EXPORT ACTIVITIES	YES/NO	NO
--AFFILIATION	YES/NO	YES
--LISTED	YES/NO	YES
--OTHER MERIT FACTORS	YES/NO	YES

**RATING EXPLANATIONS**

Credit Rating	Explanation	Rating Comments
A++	Minimum Risk	Business dealings permissible with minimum risk of default
A+	Low Risk	Business dealings permissible with low risk of default
A	Acceptable Risk	Business dealings permissible with moderate risk of default
B	Medium Risk	Business dealings permissible on a regular monitoring basis
C	Medium High Risk	Business dealings permissible preferably on secured basis
D	High Risk	Business dealing not recommended or on secured terms only
NB	New Business	No recommendation can be done due to business in infancy stage
NT	No Trace	No recommendation can be done as the business is not traceable

NB is stated where there is insufficient information to facilitate rating. However, it is not to be considered as unfavourable.

This score serves as a reference to assess SC's credit risk and to set the amount of credit to be extended. It is calculated from a composite of weighted scores obtained from each of the major sections of this report. The assessed factors are as follows:

- Financial condition covering various ratios
- Company background and operations size
- Promoters / Management background
- Payment record
- Litigation against the subject
- Industry scenario / competitor analysis
- Supplier / Customer / Banker review (wherever available)

**DISCLAIMER** : This Report is **PRIVATE & CONFIDENTIAL** and it is prepared at the request of and for its use by the Subscriber only. The Subscriber shall use the contents of the Report merely as an aid to its business. Mira Inform Private Limited ("MIPL") has collated information/data in the Report, which have not been verified unless otherwise specifically mentioned in the Report. The Subscriber shall independently verify the accuracy and correctness of the information/data before in any way acting upon the same. MIPL shall not be liable for any harm, injury, loss or damage caused to the Subscriber due to default by the Subscriber's debtors/beneficiaries in fulfilling their obligations of any nature whatsoever. This Report or any of its portion shall not be used as a documentary evidence or otherwise before any investigative agencies or forum of law. This Report is confidential and proprietary to MIPL. The Subscriber and/or any other person(s) may not reproduce, publish or disclose any of the contents of the Report to others without the express authorization of MIPL. This Report is prepared and issued to the Subscriber without any risk, responsibility or liability on the part of MIPL or its officials.