

MIRA INFORM REPORT

Report No. :	542203
Report Date :	30.11.2018

IDENTIFICATION DETAILS

Name :	GENUS POWER INFRASTRUCTURES LIMITED (w.e.f. 2007)
Formerly Known As :	GENUS OVERSEAS ELECTRONICS LIMITED
Registered Office :	G-14, Sector-63, Gautam Buddha Nagar, Noida-201307, Uttar Pradesh
Tel. No.:	91-120-4227116
Country :	India
Financials (as on) :	31.03.2018
Date of Incorporation :	06.08.1992
CIN No.: [Company Identification No.]	L51909UP1992PLC051997
Capital Investment / Paid-up Capital :	INR 257.229 Million
IEC No.: [Import-Export Code No.]	1394000324
PAN No.: [Permanent Account No.]	AACCG1218P
GSTN : [Goods & Service Tax Registration No.]	23AACCG1218P2ZO (Madhya Pradesh) 24AACCG1218P2ZM (Gujarat) 05AACCG1218P2ZE (Uttarakhand) 19AACCG1218P2ZD (Karnataka) 18AACCG1218P2ZE (Assam) 33AACCG1218P2ZO (Tamilnadu) 09AACCG1218P2ZE (Uttar Pradesh) 32AACCG1218P2ZQ (Kerala) 36AACCG1218P2ZI (Telangana) 08AACCG1218P2ZH (Rajasthan) 10AACCG1218P2ZW (Bhar) 20AACCG1218P2ZV (Jharkhand)
Legal Form :	A Public Limited Liability Company. The Company's Shares are Listed on the

DISCLAIMER : This Report is **PRIVATE & CONFIDENTIAL** and it is prepared at the request of and for its use by the Subscriber only. The Subscriber shall use the contents of the Report merely as an aid to its business. Mira Inform Private Limited ("MIPL") has collated information/data in the Report, which have not been verified unless otherwise specifically mentioned in the Report. The Subscriber shall independently verify the accuracy and correctness of the information/data before in any way acting upon the same. MIPL shall not be liable for any harm, injury, loss or damage caused to the Subscriber due to default by the Subscriber's debtors/beneficiaries in fulfilling their obligations of any nature whatsoever. This Report or any of its portion shall not be used as a documentary evidence or otherwise before any investigative agencies or forum of law. This Report is confidential and proprietary to MIPL. The Subscriber and/or any other person(s) may not reproduce, publish or disclose any of the contents of the Report to others without the express authorization of MIPL. This Report is prepared and issued to the Subscriber without any risk, responsibility or liability on the part of MIPL or its officials.

GENUS POWER INFRASTRUCTURES LIMITED - 542203

PAGE NO. : 2

	Stock Exchanges.
Line of Business :	Subject is engaged in the business of Manufacturing and Providing 'Metering and Metering Solutions and undertaking 'Engineering, Construction and Contracts' on turnkey basis. (Registered Activity and also Confirmed by management)
No. of Employees :	1045 (Approximately)

RATING & COMMENTS

(Mira Inform has adopted New Rating mechanism w.e.f. 23rd January 2017)

MIRA's Rating :

A+

Credit Rating	Explanation	Rating Comments
A+	Low Risk	Business dealings permissible with low risk of default

Status :	Good
Payment Behaviour :	Regular
Litigation :	Clear
Comments :	<p>Subject was incorporated in the year 1992 and it is a manufacturer of metering solutions and undertaking 'Engineering, Construction and Contractors' on turnkey basis.</p> <p>As per the financials of March 2018, the company has registered a growth of 28.16% in its revenue as compared to its previous year's revenue and has reported good profit margin of 6.16%.</p> <p>Rating takes into consideration the company's established track record of business operations marked by healthy networth base along with strong debt coverage indicators and good liquidity position.</p> <p>Share are quoted high Stock Exchanges. (Share are traded at a price of INR 29.55 against its face value of INR 10.)</p> <p>However, rating strength is partially offset by the customer concentration risk, vulnerability of its profitability to the fluctuations in raw material prices as well as foreign exchange rates.</p> <p>As per quarterly financials of September 2018, the company has achieved a revenue of INR 2233.57 million from its operations and has reported good profit margin of 5.54%</p> <p>Payments seems to be regular.</p>

GENUS POWER INFRASTRUCTURES LIMITED - 542203

PAGE NO. : 3

	In view of aforesaid, the company can be considered for business dealings at usual trade terms and conditions.
--	--

NOTES :

Any query related to this report can be made on e-mail : infodept@mirainform.com while quoting report number, name and date.

ECGC Country Risk Classification List

Country Name	Previous Rating (30.06.2018)	Current Rating (30.09.2018)
India	A1	A1

Risk Category	ECGC Classification
Insignificant	A1
Low Risk	A2
Moderately Low Risk	B1
Moderate Risk	B2
Moderately High Risk	C1
High Risk	C2
Very High Risk	D

EXTERNAL AGENCY RATING

Rating Agency Name	INDIA RATING
Rating	Long Term Rating = A+
Rating Explanation	Adequate degree of safety and low credit risk
Date	19.01.2018

Rating Agency Name	INDIA RATING
Rating	Short Term Rating = A1
Rating Explanation	Very strong degree of safety and carry lowest credit risk.
Date	19.01.2018

RBI DEFAULTERS' LIST STATUS

Subject's name is not enlisted as a defaulter in the publicly available RBI Defaulters' list.

EPF (Employee Provident Fund) DEFAULTERS' LIST STATUS

Subject's name is not enlisted as a defaulter in the publicly available EPF (Employee Provident Fund) Defaulters' list as of 31-03-2018

DISCLAIMER : This Report is **PRIVATE & CONFIDENTIAL** and it is prepared at the request of and for its use by the Subscriber only. The Subscriber shall use the contents of the Report merely as an aid to its business. Mira Inform Private Limited ("MIPL") has collated information/data in the Report, which have not been verified unless otherwise specifically mentioned in the Report. The Subscriber shall independently verify the accuracy and correctness of the information/data before in any way acting upon the same. MIPL shall not be liable for any harm, injury, loss or damage caused to the Subscriber due to default by the Subscriber's debtors/beneficiaries in fulfilling their obligations of any nature whatsoever. This Report or any of its portion shall not be used as a documentary evidence or otherwise before any investigative agencies or forum of law. This Report is confidential and proprietary to MIPL. The Subscriber and/or any other person(s) may not reproduce, publish or disclose any of the contents of the Report to others without the express authorization of MIPL. This Report is prepared and issued to the Subscriber without any risk, responsibility or liability on the part of MIPL or its officials.

BIFR (Board for Industrial & Financial Reconstruction) LISTING STATUS

Subject's name is not listed as a Sick Unit in the publicly available BIFR (Board for Industrial & Financial Reconstruction) list as of 30.11.2018

IBBI (Insolvency and Bankruptcy Board of India) LISTING STATUS

Subject's name is not listed in the publicly available IBBI (Insolvency and Bankruptcy Board of India) list as of report date.

INFORMATION PARTED BY

Name :	Mr. Ankush Aggarwal
Designation :	Deputy Manager
Contact No.:	91-9672024779
Date :	27.11.2018

[91-141-7102450] Ringing

LOCATIONS

Registered Office :	G-14, Sector-63, Gautam Buddha Nagar, Noida-201307, Uttar Pradesh, India
Tel. No.:	91-120-4227116
Mobile No.:	91-9672024779 [Mr. Ankush Aggarwal]
Fax No.:	91-120-4227116
E-Mail :	cs@genus.in info@genus.in investors@genus.in
Website :	www.genus.in www.genuspower.com
Location :	Owned
Locality :	Commercial
Corporate Office / Plant 1 :	SPL-3, RIICO Industrial Area, Sitapura, Tonk Road, Jaipur – 302022, Rajasthan, India
Tel. No.:	91-141-7102400/ 500
Fax No.:	91-141-2770319/ 7102503
Plant and Research and Development Centre :	<ul style="list-style-type: none"> • SPL-2A, RIICO Industrial Area, Sitapura, Tonk Road, Jaipur - 302022, Rajasthan, India • Plot No. SP-1-2317, Ramchandrapura Industrial Area, Sitapura Extension, Jaipur - 302022, Rajasthan, India • Plot No.12, Sector-4, IIE, SIDCUL, Haridwar - 249403, Uttarakhand, India

DISCLAIMER : This Report is **PRIVATE & CONFIDENTIAL** and it is prepared at the request of and for its use by the Subscriber only. The Subscriber shall use the contents of the Report merely as an aid to its business. Mira Inform Private Limited ("MIPL") has collated information/data in the Report, which have not been verified unless otherwise specifically mentioned in the Report. The Subscriber shall independently verify the accuracy and correctness of the information/data before in any way acting upon the same. MIPL shall not be liable for any harm, injury, loss or damage caused to the Subscriber due to default by the Subscriber's debtors/beneficiaries in fulfilling their obligations of any nature whatsoever. This Report or any of its portion shall not be used as a documentary evidence or otherwise before any investigative agencies or forum of law. This Report is confidential and proprietary to MIPL. The Subscriber and/or any other person(s) may not reproduce, publish or disclose any of the contents of the Report to others without the express authorization of MIPL. This Report is prepared and issued to the Subscriber without any risk, responsibility or liability on the part of MIPL or its officials.

GENUS POWER INFRASTRUCTURES LIMITED - 542203

PAGE NO. : 5

	<ul style="list-style-type: none"> Plot No. 9 and 10, Sector-2, SIDCUL, Haridwar - 249403, Uttarakhand, India Plot NO. 104, Brahmaputra Industrial Park, Amingaon, Village-SilaSinduri Ghopa, District-Kamrup (R), Assam, India
Marketing Office :	CJ – 114, Salt Lake City, Sector- II, Kolkata – 700091, West Bengal, India

DIRECTORS

AS ON: 31.03.2018

Name :	Mr. Rajendra Kumar Agarwal
Designation :	Managing Director
Address :	12, Dwarkapuri, Jamnalal Bajaj Marg, C-Scheme, Jaipur-302001, Rajasthan, India
Date of Appointment :	01.01.2001
DIN No.:	00011127
Name :	Mr. Jitendra Kumar Agarwal
Designation :	Managing Director
Address :	A-12, Dwarkapuri, Jamnalal Bajaj Marg, C-Scheme, Jaipur-302001, Rajasthan, India
Date of Appointment :	06.05.2004
DIN No.:	00011189
Name :	Mr. Ishwar Chand Agarwal
Designation :	Whole Time Director
Address :	Plot No. 12, Kailash Bhawan, Jamnalal Bajaj Marg, Near Hotel Rajmahal Palace, Dwarikapuri, C Scheme, Jaipur-302001 , Rajasthan, India
Date of Appointment :	01.04.2014
DIN No.:	00011152
Name :	Mr. Bhairon Singh Solanki
Designation :	Director
Address :	64, Taru Chhaya Nagar, Tonk Road, Jaipur-302029, Rajasthan, India
Date of Appointment :	04.03.2002
DIN No.:	00012141
Name :	Mr. Dharam Chand Agarwal
Designation :	Director
Address :	29 Vidhyut Nagar-C, Vaishali Nagar Jaipur 302021, Rajasthan, India
Date of Appointment :	14.12.2005
DIN No.:	00014211
Name :	Mr. Rameshwar Pareek

DISCLAIMER : This Report is **PRIVATE & CONFIDENTIAL** and it is prepared at the request of and for its use by the Subscriber only. The Subscriber shall use the contents of the Report merely as an aid to its business. Mira Inform Private Limited ("MIPL") has collated information/data in the Report, which have not been verified unless otherwise specifically mentioned in the Report. The Subscriber shall independently verify the accuracy and correctness of the information/data before in any way acting upon the same. MIPL shall not be liable for any harm, injury, loss or damage caused to the Subscriber due to default by the Subscriber's debtors/beneficiaries in fulfilling their obligations of any nature whatsoever. This Report or any of its portion shall not be used as a documentary evidence or otherwise before any investigative agencies or forum of law. This Report is confidential and proprietary to MIPL. The Subscriber and/or any other person(s) may not reproduce, publish or disclose any of the contents of the Report to others without the express authorization of MIPL. This Report is prepared and issued to the Subscriber without any risk, responsibility or liability on the part of MIPL or its officials.

GENUS POWER INFRASTRUCTURES LIMITED - 542203

PAGE NO. : 6

Designation :	Director
Address :	C-222, Vaishali Nagar, Jaipur-302021, Rajasthan, India
Date of Appointment :	29.01.2003
DIN No.:	00014224
Name :	Mr. Indraj Mal Bhutoria
Designation :	Director
Address :	10, Belvedere Road, 7 th Floor, Room No-7D, Kolkata-700027, West Bengal, India
Date of Appointment :	12.12.2002
DIN No.:	00762361
Name :	Mr. Kailash Chandra Agarwal
Designation :	Director
Address :	B-422, New Friends Colony, South Delhi -110025 , India
Date of Appointment :	29.05.2013
DIN No.:	00895365
Name :	Mr. Udit Agarwal
Designation :	Director
Address :	Z-16,17,18 Deen Dayal Nagar, Ph-2, Moradabad-244001, Uttar Pradesh, India
Date of Appointment :	24.10.2009
DIN No.:	02820615
Name :	Mrs. Sharmila Agarwal
Designation :	Director
Address :	B-8, Govind Marg, Raja Park, Jaipur -302004, Rajasthan, India
Date of Appointment :	30.03.2015
DIN No.:	07137624

KEY EXECUTIVES

Name :	Mr. Nathulal Nama
Designation :	Chief Finance Officer
Address :	A-708, Ashiana Greenwood Jagatpura, Jaipur -303025, Rajasthan, India
Date of Appointment :	11.05.2018
PAN No.:	AAYPN8506A
Name :	Mr. Ankit Jhanjhari
Designation :	Company Secretary
Address :	106/5, Chatrapati Marg, Vijay Path, Mansarovar, Jaipur - 302020, Rajasthan, India
Date of Appointment :	12.10.2010
PAN No.:	ADOPJ3028Q
Name :	Mr. Ankush Aggarwal

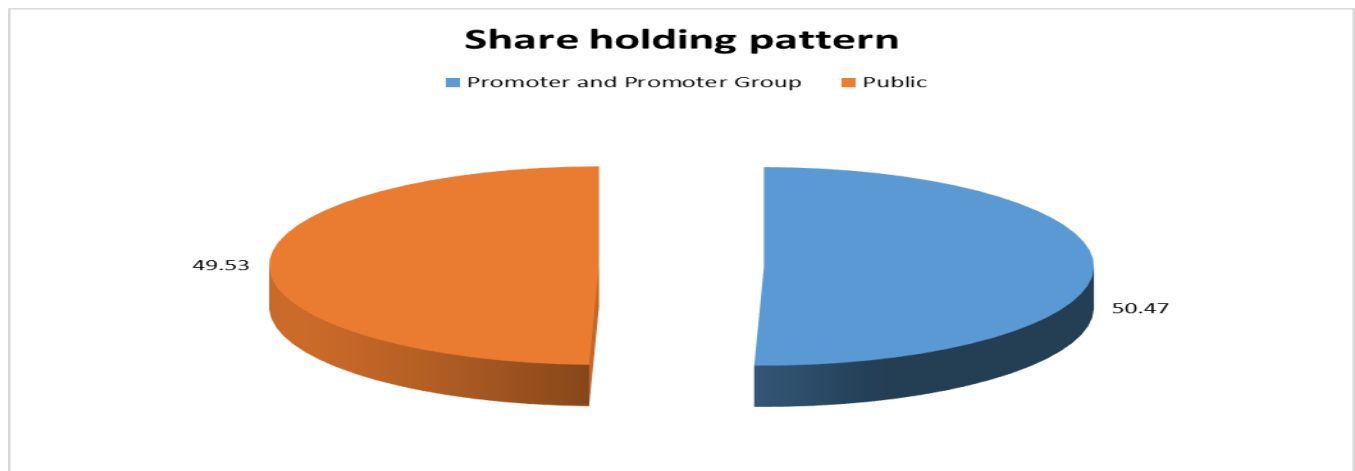
DISCLAIMER : This Report is **PRIVATE & CONFIDENTIAL** and it is prepared at the request of and for its use by the Subscriber only. The Subscriber shall use the contents of the Report merely as an aid to its business. Mira Inform Private Limited ("MIPL") has collated information/data in the Report, which have not been verified unless otherwise specifically mentioned in the Report. The Subscriber shall independently verify the accuracy and correctness of the information/data before in any way acting upon the same. MIPL shall not be liable for any harm, injury, loss or damage caused to the Subscriber due to default by the Subscriber's debtors/beneficiaries in fulfilling their obligations of any nature whatsoever. This Report or any of its portion shall not be used as a documentary evidence or otherwise before any investigative agencies or forum of law. This Report is confidential and proprietary to MIPL. The Subscriber and/or any other person(s) may not reproduce, publish or disclose any of the contents of the Report to others without the express authorization of MIPL. This Report is prepared and issued to the Subscriber without any risk, responsibility or liability on the part of MIPL or its officials.

Designation :	Deputy Manager
----------------------	----------------

MAJOR SHAREHOLDERS / SHAREHOLDING PATTERN

AS ON: 30.09.2018

Category of shareholder	No. of fully paid up equity shares held	Shareholding as a % of total no. of shares
Promoter and Promoter Group	129886109	50.47
Public	127449075	49.53
Grand Total	257335184	100.00



Statement showing shareholding pattern of the promoter and promoter group

Category of shareholder	Total nos. shares held	Shareholding as a % of total no. of shares (calculated as per SCRR, 1957) As a %
A1) Indian		
Individuals/Hindu undivided Family	69774882	27.11
AMIT AGARWAL (HUF)	146150	0.06
AMIT KUMAR AGARWAL	3416076	1.33
AMRIT LAL TODI	3206000	1.25
AMRIT LAL TODI (HUF)	1704500	0.66
ANAND TODI	2991870	1.16
ANAND TODI (PHOOS RAJ TODI HUF)	759400	0.30
ANAND TODI (HUF)	398000	0.15
ANJU AGARWAL	152841	0.06
ASHUTOSH TODI	114000	0.04

DISCLAIMER : This Report is **PRIVATE & CONFIDENTIAL** and it is prepared at the request of and for its use by the Subscriber only. The Subscriber shall use the contents of the Report merely as an aid to its business. Mira Inform Private Limited ("MIPL") has collated information/data in the Report, which have not been verified unless otherwise specifically mentioned in the Report. The Subscriber shall independently verify the accuracy and correctness of the information/data before in any way acting upon the same. MIPL shall not be liable for any harm, injury, loss or damage caused to the Subscriber due to default by the Subscriber's debtors/beneficiaries in fulfilling their obligations of any nature whatsoever. This Report or any of its portion shall not be used as a documentary evidence or otherwise before any investigative agencies or forum of law. This Report is confidential and proprietary to MIPL. The Subscriber and/or any other person(s) may not reproduce, publish or disclose any of the contents of the Report to others without the express authorization of MIPL. This Report is prepared and issued to the Subscriber without any risk, responsibility or liability on the part of MIPL or its officials.

GENUS POWER INFRASTRUCTURES LIMITED - 542203

PAGE NO. : 8

BALDEV KUMAR AGARWAL	508000	0.20
BALDEV KUMAR AGARWAL (HUF)	1520000	0.59
BANWARI LAL TODI	3660160	1.42
BANWARI LAL TODI (HUF)	309280	0.12
HIMANSHU AGRAWAL	6508136	2.53
ISHWAR CHAND AGARWAL	10425801	4.05
ISHWAR CHAND AGARWAL (HUF)	402920	0.16
JITENDRA AGARWAL	3634256	1.41
KAILASH CHANDRA AGARWAL	13298356	5.17
KAILASH CHANDRA AGARWAL (HUF)	1245600	0.48
MANJU DEVI TODI	374040	0.15
MONISHA AGARWAL	1590391	0.62
NARAYAN PRASAD TODI (HUF)	1279000	0.50
NARAYAN PRASAD TODI	1203600	0.47
PARUL AGARWAL	807000	0.31
PHOOS RAJ TODI	668000	0.26
RAJENDRA AGARWAL	3550485	1.38
RAJENDRA KUMAR AGARWAL (HUF)	432000	0.17
RUBAL TODI	904400	0.35
SEEMA TODI	820600	0.32
SHANTI DEVI AGARWAL	1610000	0.63
SHARDA TODI	1383000	0.54
SIMPLE AGARWAL	751020	0.29
Any Other (specify)	60111227	23.36
CRG TRADING AND FINVEST (P) LTD.	3750210	1.46
GENUS INNOVATION LIMITED	4769600	1.85
GENUS INTERNATIONAL COMMODITIES LIMITED	4205000	1.63
HI - PRINT ELECTROMACK PRIVATE LIMITED	5574300	2.17
IC FINANCE PRIVATE LTD	112800	0.04
KAILASH COAL AND COKE COMPANY LIMITED	7926000	3.08
KAILASH INDUSTRIES LIMITED	9961560	3.87
KAILASH VIDYUT AND ISPAT LIMITED	75000	0.03
VIVEKSHIL DEALERS PVT. LTD.	23736757	9.22
Sub Total A1	129886109	50.47
A2) Foreign		0.00
A=A1+A2	129886109	50.47

Statement showing shareholding pattern of the public shareholder

Category & Name of the Shareholders	Total no. shares held	Shareholding % calculated as per SCRR, 1957 As a %
B1) Institutions		
Mutual Funds/	23323259	9.06
RELIANCE CAPITAL TRUSTEE CO LTD./C RELI	13246078	5.15
UTI - DUAL ADVANTAGE FIXED TERM FUND SER	10076181	3.92
Foreign Portfolio Investors	4724406	1.84

DISCLAIMER : This Report is **PRIVATE & CONFIDENTIAL** and it is prepared at the request of and for its use by the Subscriber only. The Subscriber shall use the contents of the Report merely as an aid to its business. Mira Inform Private Limited ("MIPL") has collated information/data in the Report, which have not been verified unless otherwise specifically mentioned in the Report. The Subscriber shall independently verify the accuracy and correctness of the information/data before in any way acting upon the same. MIPL shall not be liable for any harm, injury, loss or damage caused to the Subscriber due to default by the Subscriber's debtors/beneficiaries in fulfilling their obligations of any nature whatsoever. This Report or any of its portion shall not be used as a documentary evidence or otherwise before any investigative agencies or forum of law. This Report is confidential and proprietary to MIPL. The Subscriber and/or any other person(s) may not reproduce, publish or disclose any of the contents of the Report to others without the express authorization of MIPL. This Report is prepared and issued to the Subscriber without any risk, responsibility or liability on the part of MIPL or its officials.

GENUS POWER INFRASTRUCTURES LIMITED - 542203

PAGE NO. : 9

COHESION INDIA BEST IDEAS (MASTER) FUND	3210499	1.25
Financial Institutions/ Banks	246366	0.10
Sub Total B1	28294031	11.00
B2) Central Government/ State Government(s)/ President of India		0.00
B3) Non-Institutions		0.00
Individual share capital up to INR 0.200 million	33239236	12.92
Individual share capital in excess of INR 0.200 million	50016063	19.44
AJAY UPADHYAYA	3700000	1.44
VALLABH ROOPCHAND BHANSHALI	2985700	1.16
VIKAS KOTHARI	27543850	10.70
Any Other (specify)	15899745	6.18
Bodies Corporate	9455821	3.67
Non-Resident Indian (NRI)	3193901	1.24
Clearing Members	2369746	0.92
IEPF	880277	0.34
Sub Total B3	99155044	38.53
B=B1+B2+B3	127449075	49.53

BUSINESS DETAILS

Line of Business :	Subject is engaged in the business of manufacturing and providing 'Metering and Metering Solutions and undertaking 'Engineering, Construction and Contracts' on turnkey basis. (Registered Activity and also Confirmed by management)							
Products :	<table border="1"> <thead> <tr> <th>NIC Code No.</th> <th>Product Description</th> </tr> </thead> <tbody> <tr> <td>26513</td> <td>Electronic Energy Meter</td> </tr> <tr> <td>42202/43211/43219</td> <td>Turnkey Projects of 'Engineering, Construction and Contracts' for Power Sector</td> </tr> </tbody> </table>	NIC Code No.	Product Description	26513	Electronic Energy Meter	42202/43211/43219	Turnkey Projects of 'Engineering, Construction and Contracts' for Power Sector	
NIC Code No.	Product Description							
26513	Electronic Energy Meter							
42202/43211/43219	Turnkey Projects of 'Engineering, Construction and Contracts' for Power Sector							
Brand Names :	Not Available							
Agencies Held :	Not Available							
Exports :								
Products :	Finished Goods							
Countries :	<ul style="list-style-type: none"> • Singapore • Nigeria 							
Imports :								
Products :	Raw material							
Countries :	<ul style="list-style-type: none"> • China • Taiwan 							

DISCLAIMER : This Report is **PRIVATE & CONFIDENTIAL** and it is prepared at the request of and for its use by the Subscriber only. The Subscriber shall use the contents of the Report merely as an aid to its business. Mira Inform Private Limited ("MIPL") has collated information/data in the Report, which have not been verified unless otherwise specifically mentioned in the Report. The Subscriber shall independently verify the accuracy and correctness of the information/data before in any way acting upon the same. MIPL shall not be liable for any harm, injury, loss or damage caused to the Subscriber due to default by the Subscriber's debtors/beneficiaries in fulfilling their obligations of any nature whatsoever. This Report or any of its portion shall not be used as a documentary evidence or otherwise before any investigative agencies or forum of law. This Report is confidential and proprietary to MIPL. The Subscriber and/or any other person(s) may not reproduce, publish or disclose any of the contents of the Report to others without the express authorization of MIPL. This Report is prepared and issued to the Subscriber without any risk, responsibility or liability on the part of MIPL or its officials.

GENUS POWER INFRASTRUCTURES LIMITED - 542203

PAGE NO. : 10

Terms :	
Selling :	Cheque, Credit (30 Days) and Others (NEFT / RTGS)
Purchasing :	Cheque, Credit (30 Days) and Others (NEFT / RTGS)

PRODUCTION STATUS NOT AVAILABLE

GENERAL INFORMATION

Suppliers :	Reference :	Not Divulged
	Name of the Person :	--
	Contact No.:	--
	Since How Long Known :	--
	Maximum Limit Dealt :	--
	Experience :	--
	Remark:	--
Customers :	<ul style="list-style-type: none"> • NTPC • SNE • UPPCL • NDPL • TATA Power • CEL • KSEB • BSES 	
No. of Employees :	1045 (Approximately)	
Bankers :	<ul style="list-style-type: none"> • Axis Bank Limited, TRISHUL, 3rd Floor, Opposite Samartheshwar Temple, Law Garden, Eills Bridge, Ahmdabad-380006, Gujarat, India • IDBI Bank Limited • Punjab National Bank • Export-Import Bank Of India 	
	Banker Name :	State Bank India
	Branch :	Commercial Branch, 1st Floor, Sun N Moon Chambers, Linking Road, New Ajmer Puliya, Rajasthan, India
	Person Name (With Designation) :	--
	Contact Number :	91-141-2361884/9413397930
	Name of Account Holder :	--
	Account Number :	30016660490 (Not confirmed with banker)
	IFSC Code:	SBIN0031781 (Not confirmed with banker)
	Branch code:	31781 (Not confirmed with banker)
	Account Since (Date/Year of	--

DISCLAIMER : This Report is **PRIVATE & CONFIDENTIAL** and it is prepared at the request of and for its use by the Subscriber only. The Subscriber shall use the contents of the Report merely as an aid to its business. Mira Inform Private Limited ("MIPL") has collated information/data in the Report, which have not been verified unless otherwise specifically mentioned in the Report. The Subscriber shall independently verify the accuracy and correctness of the information/data before in any way acting upon the same. MIPL shall not be liable for any harm, injury, loss or damage caused to the Subscriber due to default by the Subscriber's debtors/beneficiaries in fulfilling their obligations of any nature whatsoever. This Report or any of its portion shall not be used as a documentary evidence or otherwise before any investigative agencies or forum of law. This Report is confidential and proprietary to MIPL. The Subscriber and/or any other person(s) may not reproduce, publish or disclose any of the contents of the Report to others without the express authorization of MIPL. This Report is prepared and issued to the Subscriber without any risk, responsibility or liability on the part of MIPL or its officials.

	Account Opening :	
	Average Balance Maintained :	--
	Credit Facilities Enjoyed (CC/OD/Term Loan) :	--
	Account Operation :	--
	Remark :	He denied to provide any feedback about subject company
	Banker Name :	Bank Of Baroda
	Branch :	M.I. Road, Jaipur-302001, Rajasthan, India
	Person Name (With Designation) :	--
	Contact Number :	91-141-2377807 (Ringing)
	Name of Account Holder :	--
	Account Number :	01130500000011 (Not confirmed with banker)
	IFSC Code:	BARB0MIROAD (Not confirmed with banker)
	MICR Code:	302012002 (Not confirmed with banker)
	Account Since (Date/Year of Account Opening) :	--
	Average Balance Maintained :	--
	Credit Facilities Enjoyed (CC/OD/Term Loan) :	--
	Account Operation :	--
	Remark :	--
Facilities :	Secured Loan	
		31.03.2018 (INR in Million)
		31.03.2017 (INR in Million)
	LONG-TERM BORROWINGS	
	From Banks	
	Term loans	150.347
	Other loans	
	Vehicle Loan	12.296
	SHORT-TERM BORROWINGS	
	From Banks	
	Term loans	13.000
	Other loans	
	Vehicle Loan	6.400
	Other short term borrowings	
	Cash credit from banks	1647.737
	Buyer's credit from banks	32.945
	Total	1862.725
		1800.572

	<p>NOTE : <u>LONG-TERM BORROWINGS :</u></p> <p>Notes:</p> <p>1 The term loan from a Bank is secured by first exclusive charge on the entire property, plant and equipment of the Company's Assam unit situated at Plot no. 104. Brahmaputra Industrial Park. Amingaon, village - Silalndurighopa. District-Kamrup (A). Assam and unconditional irrevocable personal guarantees of promoters directors Mr.Ishwar Chand Agarwal Mr. Rajendra Kumar Agarwal and Mr. Jitender Kumar Agarwal. Interest will be charged @0.20%overMCLR+SP. The Loan is repayable in 30 unequal quarterly installment starting from April 2018.</p> <p>2 Vehicle loans from banks and non-banking financial companies is secured by way of hypothecation of the vehicles financed by them under the finance scheme. The effective weighted average interest rate is 10.72% (March 31, 2017: 10.88%) p.a.</p> <p>3 Cash credit and Buyers credit from banks of INR 1680.682 Million (March 31, 2017: INR 1783.252 Million) of the Company under consortium arrangement from Bank of Baroda, State Bank of India, IDBI Bank Ltd, Axis Bank, Punjab National Bank and Export Import Bank of India. is secured by way of first pari passu charge on entire current assets of the Company both present and future and collateral security by way of 1st Pari-passu charges on the entire unencumbered fixed assets of the Company and equitable mortgage of properties on pari-passu basis situated at SPL-3A & SPL-2A, Sitapura, Jaipur (Rajasthan) and Plot No.12, Sector-4, Haridwar (Uttarakhand) and further secured by personal guarantees of Mr. Ishwar Chand Agarwal Mr. Rajendra Kumar Agarwal Mr. Jitendra Kumar Agarwal and Mr. Vishnu Todi.</p> <p>4 Bills discounting of INR 39.699 million (March 31, 2017: INR 36.462 million) of the Company are secured by inland documentary bills covering dispatches of goods under prime Bank's Letter of credit supported by related documents. The rate of interest is respective period MCLR.</p> <p>5 Bills discounting of INR 493.810 million (March 31, 2017: INR 368.898 million) are discounted on vendors invoices and carried an interest rate calculated at MCLR+0.30% with credit period of upto 90 days. This facility is secured by personal guarantees of Mr. Ishwar Chand Agarwal Mr. Rajendra Kumar Agarwal Mr. Jitendra Kumar Agarwal and Mr. Vishnu Todi.</p>
--	---

Auditors 1 :	
Name :	S. R. Batliboi and Associates LLP Chartered Accountants
Address :	Oval Office, 18, I Labs Centre, Hitec City, Madhapur, Hyderabad – 500081, Telangana, India

GENUS POWER INFRASTRUCTURES LIMITED - 542203

PAGE NO. : 13

Auditors 2 :	
Name :	D. Khanna and Associates Chartered Accountants
Address :	G-6, Royal Sundram, Vivekanand Marg, C-Scheme, Jaipur – 302001, Rajasthan, India
Memberships :	Not Available
Collaborators :	Not Available
Associates :	<ul style="list-style-type: none"> • M.KJ. Manufacturing Private Limited, India • Greentech Mega Food Park Limited
Enterprises in the control of the Management :	<ul style="list-style-type: none"> • Yajur Commodities Limited • JC Textiles Private Limited • Hi-Print Electromack Private Limited • Genus Paper and Boards Limited • Genus Consortium • Genus Innovation Limited • Genus Electrotech Limited
Other Related Party :	<ul style="list-style-type: none"> • Amit Agarwal (HUF)

CAPITAL STRUCTURE

AFTER: 31.03.2018

Authorised Capital : INR 832.000 Million

Issued, Subscribed & Paid-up Capital : INR 257.335 Million

AS ON 31.03.2018

Authorised Capital :

No. of Shares	Type	Value	Amount
631600000	Equity Shares	INR 1/- each	INR 631.600 Million
504000	10% redeemable preference shares	INR 100/- each	INR 50.400 Million
1500000	Preference shares	INR 100/- each	INR 150.000 Million
	Total		INR 832.000 Million

Issued, Subscribed & Paid-up Capital :

No. of Shares	Type	Value	Amount
257229331	Equity Shares	INR 1/- each	INR 257.229 Million

Reconciliation of the equity shares outstanding at the beginning and at the end of the year.

Particulars	31.03.2018	
	No of Shares	(INR In Million)
At the beginning of the period	257183714	257.183
Issued during the year under employee stock option plan	45617	0.046
Outstanding at the end of the period	257229331	257.229

Terms/ rights attached to equity shares

The Company has only one class of equity shares having a par value of INR 1 per share. Each holder of equity shares is entitled to one vote per share. The Company declares and pays dividends in Indian rupees. The dividend proposed by the Board of Directors is subject to the approval of shareholders in the ensuing Annual General Meeting. In the event of liquidation of the Company. The holders of equity shares will be entitled to receive remaining assets of the Company. After distribution of all preferential amounts. However. No such preferential amounts exist currently. The distribution will be in proportion to the number of equity shares held by the shareholders.

Aggregate number of shares issued for consideration other than cash during the period of five years immediately preceding the reporting date

DISCLAIMER : This Report is **PRIVATE & CONFIDENTIAL** and it is prepared at the request of and for its use by the Subscriber only. The Subscriber shall use the contents of the Report merely as an aid to its business. Mira Inform Private Limited ("MIPL") has collated information/data in the Report, which have not been verified unless otherwise specifically mentioned in the Report. The Subscriber shall independently verify the accuracy and correctness of the information/data before in any way acting upon the same. MIPL shall not be liable for any harm, injury, loss or damage caused to the Subscriber due to default by the Subscriber's debtors/beneficiaries in fulfilling their obligations of any nature whatsoever. This Report or any of its portion shall not be used as a documentary evidence or otherwise before any investigative agencies or forum of law. This Report is confidential and proprietary to MIPL. The Subscriber and/or any other person(s) may not reproduce, publish or disclose any of the contents of the Report to others without the express authorization of MIPL. This Report is prepared and issued to the Subscriber without any risk, responsibility or liability on the part of MIPL or its officials.

97719120 Equity shares allotted as fully paid up pursuant to scheme of amalgamation for consideration other than cash during the year ended March 31,2014.

Details of shareholders holding more than 5% equity shares in the group

Particulars	31.03.2018	
	Number of Shares Held	% holding in that class of shares
Vikas Kothari (on behalf of Genus Shareholders' Trust)	27543850	10.71%
Vivekshil Dealers Private Limited	23736757	9.23%
Kailash Chandra Agarwal	13298356	5.17%
Reliance Capital Trustee Co. Limited	13046078	5.07%

As per records of the Company, including its register of shareholders/members and other declarations received from shareholders regarding beneficial interest, the above shareholding represents both legal and beneficial ownerships of shares except for the Vikas Kothari who is holding equity shares on behalf of Genus Shareholders' Trust.

FINANCIAL DATA
[all figures are in INR Million]

ABRIDGED BALANCE SHEET (STANDALONE)

SOURCES OF FUNDS	31.03.2018	31.03.2017	31.03.2016
I. EQUITY AND LIABILITIES			
(1) Shareholders' Funds			
(a) Share Capital	257.229	257.183	256.808
(b) Reserves & Surplus	7227.130	6787.693	6297.747
(c) Money received against share warrants	0.000	0.000	0.000
(2) Share Application money pending allotment	0.669	0.000	0.000
Total Shareholders' Funds (1) + (2)	7485.028	7044.876	6554.555
(3) Non-Current Liabilities			
(a) long-term borrowings	162.643	10.503	12.586
(b) Deferred tax liabilities (Net)	0.000	0.000	0.000
(c) Other long term liabilities	58.485	35.012	33.285
(d) long-term provisions	145.436	124.986	147.949
(e) Government Grants	20.233	23.702	0.000
(f) Net employee defined benefits liabilities	10.096	9.582	3.757
Total Non-current Liabilities (3)	396.893	203.785	197.577
(4) Current Liabilities			
(a) Short term borrowings	2214.191	2188.612	2149.730
(b) Trade payables	2496.989	942.112	1104.586
(c) Other current liabilities	494.209	377.450	527.527
(d) Short-term provisions	103.746	31.247	36.987
(e) Government Grants	3.469	3.469	0.000
(f) Net employee defined benefits liabilities	22.860	23.835	19.640
Total Current Liabilities (4)	5335.464	3566.725	3838.470
TOTAL	13217.385	10815.386	10590.602
II. ASSETS			
(1) Non-current assets			
(a) Fixed Assets			
(i) Tangible assets	1654.611	1619.636	1374.454
(ii) Intangible Assets	12.287	15.691	8.770
(iii) Capital work-in-progress	18.948	0.014	21.025
(iv) Intangible assets under development	0.000	0.000	0.000
(b) Non-current Investments	509.565	447.318	411.400
(c) Deferred tax assets (net)	367.195	459.256	484.195
(d) Long-term Loan and Advances	539.378	534.234	536.055

DISCLAIMER : This Report is **PRIVATE & CONFIDENTIAL** and it is prepared at the request of and for its use by the Subscriber only. The Subscriber shall use the contents of the Report merely as an aid to its business. Mira Inform Private Limited ("MIPL") has collated information/data in the Report, which have not been verified unless otherwise specifically mentioned in the Report. The Subscriber shall independently verify the accuracy and correctness of the information/data before in any way acting upon the same. MIPL shall not be liable for any harm, injury, loss or damage caused to the Subscriber due to default by the Subscriber's debtors/beneficiaries in fulfilling their obligations of any nature whatsoever. This Report or any of its portion shall not be used as a documentary evidence or otherwise before any investigative agencies or forum of law. This Report is confidential and proprietary to MIPL. The Subscriber and/or any other person(s) may not reproduce, publish or disclose any of the contents of the Report to others without the express authorization of MIPL. This Report is prepared and issued to the Subscriber without any risk, responsibility or liability on the part of MIPL or its officials.

GENUS POWER INFRASTRUCTURES LIMITED - 542203

PAGE NO. : 17

(e) Other Non-current assets	305.140	402.445	547.618
Total Non-Current Assets	3407.124	3478.594	3383.517
(2) Current assets			
(a) Current investments	1846.087	1944.981	1017.137
(b) Inventories	1956.396	1160.439	1175.721
(c) Trade receivables	5083.469	3304.572	4146.303
(d) Cash and cash equivalents	376.875	567.87	619.171
(e) Short-term loans and advances	60.141	56.965	59.563
(f) Other current assets	487.293	301.965	189.190
Total Current Assets	9810.261	7336.792	7207.085
TOTAL	13217.385	10815.386	10590.602

PROFIT & LOSS ACCOUNT (STANDALONE)

	PARTICULARS	31.03.2018	31.03.2017	31.03.2016
	SALES			
	Income	8365.570	6527.470	8692.396
	Other Income	219.872	240.041	174.945
	TOTAL	8585.442	6767.511	8867.341
Less	EXPENSES			
	Cost of Materials Consumed	5896.782	3984.438	5483.050
	(Increase)/Decrease in inventories of finished goods and work-in-progress	(147.171)	113.043	157.204
	Excise Duty	15.058	103.728	115.857
	Employees benefits expense	857.658	744.624	659.586
	Other expenses	813.111	715.768	1041.116
	Exceptional item	0.000	0.000	(23.586)
	TOTAL	7435.438	5661.601	7433.227
	PROFIT/ (LOSS) BEFORE INTEREST, TAX, DEPRECIATION AND AMORTISATION	1150.004	1105.910	1434.114
Less	FINANCIAL EXPENSES	227.660	248.721	288.751
	PROFIT / (LOSS) BEFORE TAX, DEPRECIATION AND AMORTISATION	922.344	857.189	1145.363
Less/ Add	DEPRECIATION/ AMORTISATION	171.414	153.456	139.910
	PROFIT/ (LOSS) BEFORE TAX	750.930	703.733	1005.453
Less	TAX	235.482	124.623	204.623

DISCLAIMER : This Report is **PRIVATE & CONFIDENTIAL** and it is prepared at the request of and for its use by the Subscriber only. The Subscriber shall use the contents of the Report merely as an aid to its business. Mira Inform Private Limited ("MIPL") has collated information/data in the Report, which have not been verified unless otherwise specifically mentioned in the Report. The Subscriber shall independently verify the accuracy and correctness of the information/data before in any way acting upon the same. MIPL shall not be liable for any harm, injury, loss or damage caused to the Subscriber due to default by the Subscriber's debtors/beneficiaries in fulfilling their obligations of any nature whatsoever. This Report or any of its portion shall not be used as a documentary evidence or otherwise before any investigative agencies or forum of law. This Report is confidential and proprietary to MIPL. The Subscriber and/or any other person(s) may not reproduce, publish or disclose any of the contents of the Report to others without the express authorization of MIPL. This Report is prepared and issued to the Subscriber without any risk, responsibility or liability on the part of MIPL or its officials.

GENUS POWER INFRASTRUCTURES LIMITED - 542203

PAGE NO. : 18

	PROFIT/ (LOSS) AFTER TAX	515.448	579.110	800.830
	EARNINGS IN FOREIGN CURRENCY			
	F.O.B. Value of Exports	278.774	102.906	68.361
	TOTAL EARNINGS	278.774	102.906	68.361
	Earnings / (Loss) Per Share (INR)	2.00	2.25	3.12

CURRENT MATURITIES OF LONG TERM DEBT DETAILS

Particulars	31.03.2018	31.03.2017	31.03.2016
Current Maturities of Long term debt	19.400	6.817	165.038
Cash generated from operations	186.815	1741.525	1118.136
Net cash flow from operating activity	64.000	1570.163	883.312

KEY RATIOS

EFFICIENCY RATIOS

PARTICULARS	31.03.2018	31.03.2017	31.03.2016
Average Collection Days (Sundry Debtors / Income * 365 Days)	221.80	184.78	174.11
Account Receivables Turnover (Income / Sundry Debtors)	1.65	1.98	2.10
Average Payment Days (Sundry Creditors / Purchases * 365 Days)	154.56	86.30	73.53
Inventory Turnover (Operating Income / Inventories)	0.59	0.95	1.22
Asset Turnover (Operating Income / Net Fixed Assets)	0.68	0.68	1.02

LEVERAGE RATIOS

PARTICULARS	31.03.2018	31.03.2017	31.03.2016
Debt Ratio	0.42	0.33	0.38

DISCLAIMER : This Report is **PRIVATE & CONFIDENTIAL** and it is prepared at the request of and for its use by the Subscriber only. The Subscriber shall use the contents of the Report merely as an aid to its business. Mira Inform Private Limited ("MIPL") has collated information/data in the Report, which have not been verified unless otherwise specifically mentioned in the Report. The Subscriber shall independently verify the accuracy and correctness of the information/data before in any way acting upon the same. MIPL shall not be liable for any harm, injury, loss or damage caused to the Subscriber due to default by the Subscriber's debtors/beneficiaries in fulfilling their obligations of any nature whatsoever. This Report or any of its portion shall not be used as a documentary evidence or otherwise before any investigative agencies or forum of law. This Report is confidential and proprietary to MIPL. The Subscriber and/or any other person(s) may not reproduce, publish or disclose any of the contents of the Report to others without the express authorization of MIPL. This Report is prepared and issued to the Subscriber without any risk, responsibility or liability on the part of MIPL or its officials.

GENUS POWER INFRASTRUCTURES LIMITED - 542203

PAGE NO. : 19

((Borrowing + Current Liabilities) / Total Assets)			
Debt Equity Ratio (Total Liability / Networth)	0.32	0.31	0.36
Current Liabilities to Networth (Current Liabilities / Net Worth)	0.71	0.51	0.59
Fixed Assets to Networth (Net Fixed Assets / Networth)	0.23	0.23	0.21
Interest Coverage Ratio (PBIT / Financial Charges)	5.05	4.45	4.97

PROFITABILITY RATIOS

PARTICULARS		31.03.2018	31.03.2017	31.03.2016
Net Profit Margin ((PAT / Sales) * 100)	%	6.16	8.87	9.21
Return on Total Assets ((PAT / Total Assets) * 100)	%	3.90	5.35	7.56
Return on Investment (ROI) ((PAT / Networth) * 100)	%	6.89	8.22	12.22

SOLVENCY RATIOS

PARTICULARS		31.03.2018	31.03.2017	31.03.2016
Current Ratio (Current Assets / Current Liabilities)		1.84	2.06	1.88
Quick Ratio ((Current Assets – Inventories) / Current Liabilities)		1.47	1.73	1.57
G-Score Ratio Financial (Networth / Total Assets)		0.57	0.65	0.62
G-Score Ratio Debt (Debts / Equity Capital)		9.32	8.58	9.06
G-Score Ratio Liquidity (Total Current Assets / Total Current Liabilities)		1.84	2.06	1.88

Total Liability = Short-term Debt + Long-term Debt + Current Maturities of Long-term debts

DISCLAIMER : This Report is **PRIVATE & CONFIDENTIAL** and it is prepared at the request of and for its use by the Subscriber only. The Subscriber shall use the contents of the Report merely as an aid to its business. Mira Inform Private Limited ("MIPL") has collated information/data in the Report, which have not been verified unless otherwise specifically mentioned in the Report. The Subscriber shall independently verify the accuracy and correctness of the information/data before in any way acting upon the same. MIPL shall not be liable for any harm, injury, loss or damage caused to the Subscriber due to default by the Subscriber's debtors/beneficiaries in fulfilling their obligations of any nature whatsoever. This Report or any of its portion shall not be used as a documentary evidence or otherwise before any investigative agencies or forum of law. This Report is confidential and proprietary to MIPL. The Subscriber and/or any other person(s) may not reproduce, publish or disclose any of the contents of the Report to others without the express authorization of MIPL. This Report is prepared and issued to the Subscriber without any risk, responsibility or liability on the part of MIPL or its officials.

STOCK PRICES

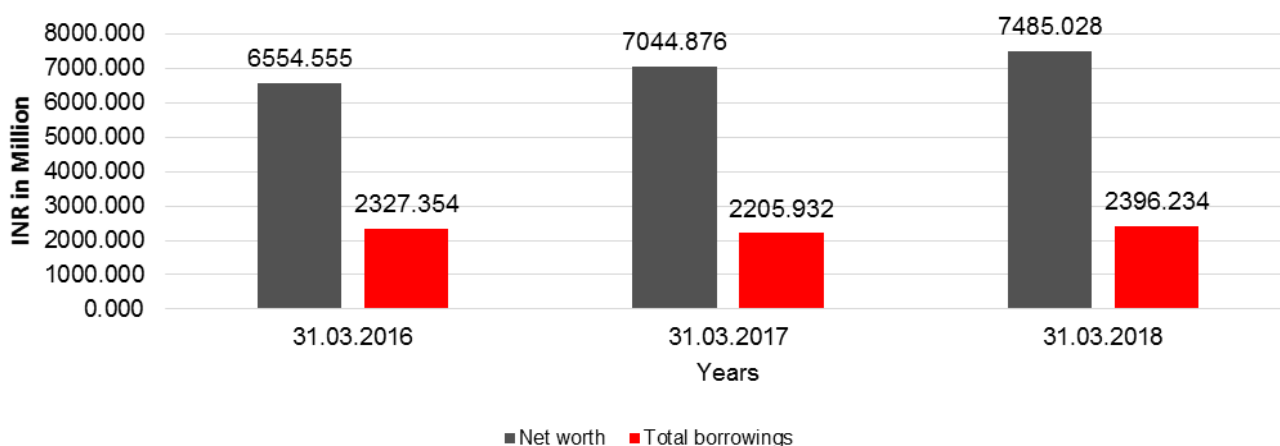
Face Value	INR 1.00/-
Market Value	INR 29.55/-

FINANCIAL ANALYSIS
[all figures are INR Million]

DEBT EQUITY RATIO

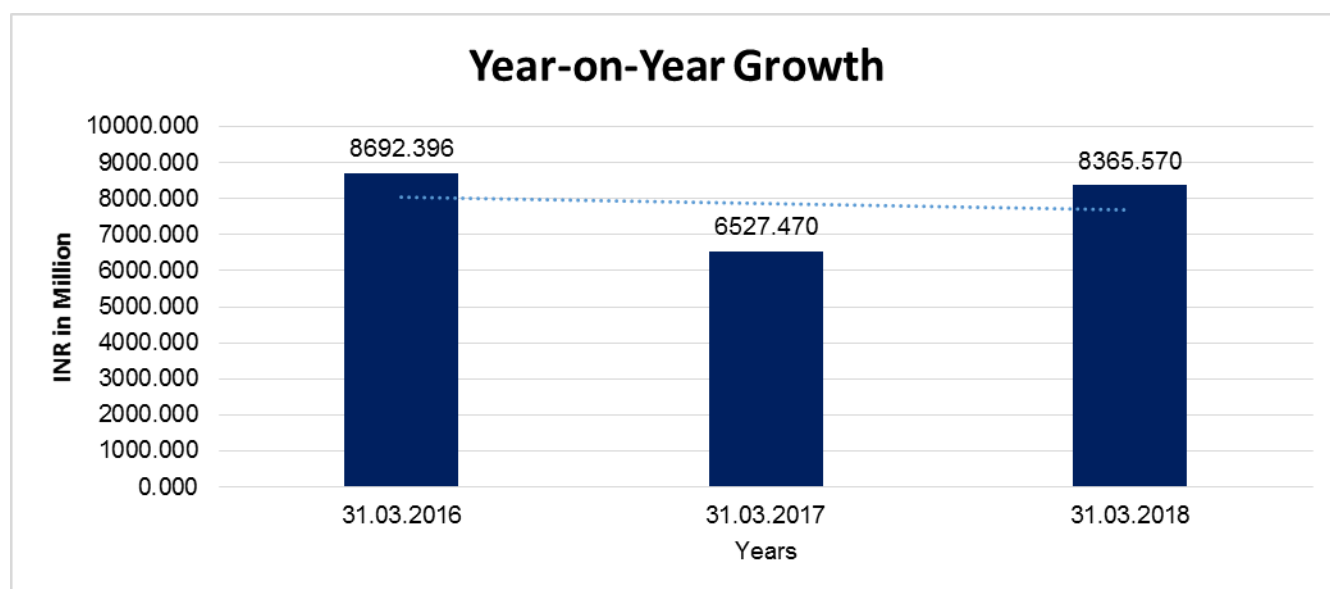
Particular	31.03.2016	31.03.2017	31.03.2018
	INR In Million	INR In Million	INR In Million
Share Capital	256.808	257.183	257.229
Reserves & Surplus	6297.747	6787.693	7227.130
Money received against share warrants	0.000	0.000	0.000
Share Application money pending allotment	0.000	0.000	0.669
Net worth	6554.555	7044.876	7485.028
long-term borrowings	12.586	10.503	162.643
Short term borrowings	2149.730	2188.612	2214.191
Current Maturities of Long term debt	165.038	6.817	19.400
Total borrowings	2327.354	2205.932	2396.234
Debt/Equity ratio	0.355	0.313	0.320

Debt to Equity



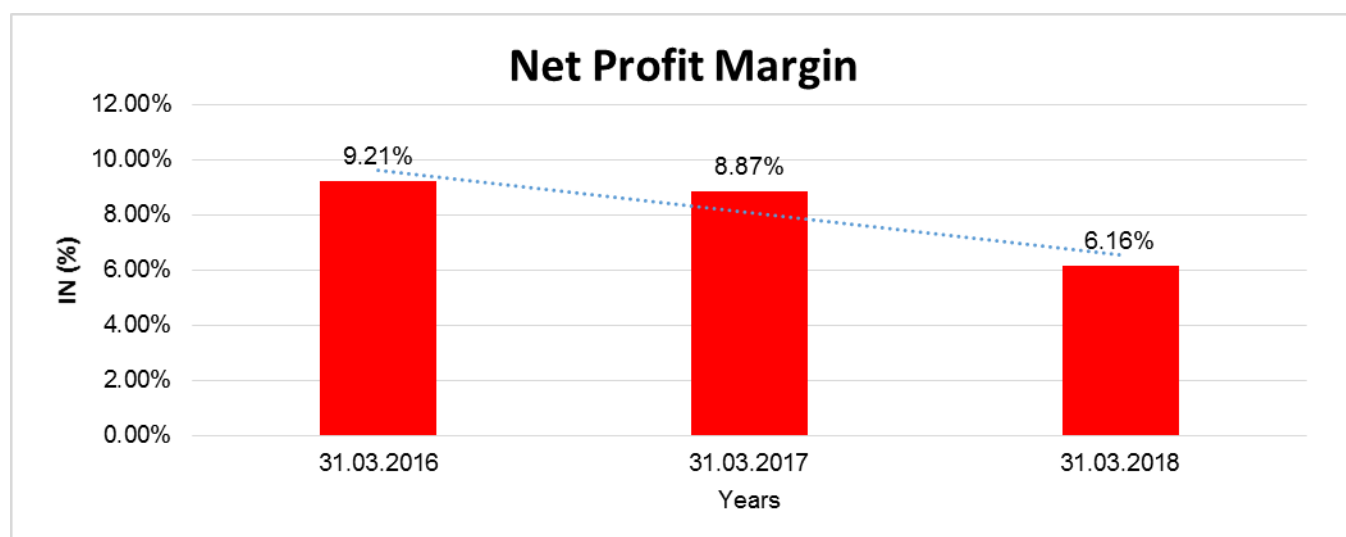
YEAR ON YEAR GROWTH

Year on Year Growth	31.03.2016	31.03.2017	31.03.2018
	INR In Million	INR In Million	INR In Million
Sales	8692.396	6527.470	8365.570
		(24.906)	28.159



NET PROFIT MARGIN

Net Profit Margin	31.03.2016	31.03.2017	31.03.2018
	INR In Million	INR In Million	INR In Million
Sales	8692.396	6527.470	8365.570
Profit/ (Loss)	800.830	579.110	515.448
	9.21%	8.87%	6.16%



ABRIDGED BALANCE SHEET (CONSOLIDATED)

SOURCES OF FUNDS		31.03.2018	31.03.2017
I. EQUITY AND LIABILITIES			
(1) Shareholders' Funds			
(a) Share Capital		229.685	229.639
(b) Reserves & Surplus		7234.908	6465.722
(c) Money received against share warrants		0.000	0.000
(2) Share Application money pending allotment		0.669	0.000
Total Shareholders' Funds (1) + (2)		7465.262	6695.361
(3) Non-Current Liabilities			
(a) long-term borrowings		162.643	10.503
(b) Deferred tax liabilities (Net)		0.000	0.000
(c) Other long term liabilities		58.485	35.012
(d) long-term provisions		145.436	124.986
(e) Government Grants		20.233	23.702
(f) Net employee defined benefits liabilities		10.096	9.582
Total Non-current Liabilities (3)		396.893	203.785
(4) Current Liabilities			
(a) Short term borrowings		2214.191	2188.612
(b) Trade payables		2497.004	942.112
(c) Other current liabilities		494.209	377.450
(d) Short-term provisions		103.746	31.247
(e) Government Grants		3.469	3.469
(f) Net employee defined benefits liabilities		22.860	23.835
Total Current Liabilities (4)		5335.479	3566.725
TOTAL		13197.634	10465.871
II. ASSETS			
(1) Non-current assets			
(a) Fixed Assets			
(i) Tangible assets		1654.611	1619.636
(ii) Intangible Assets		12.287	15.691
(iii) Capital work-in-progress		18.948	0.014
(iv) Intangible assets under development		0.000	0.000
(b) Non-current Investments		511.608	450.029
(c) Deferred tax assets (net)		367.195	459.256

DISCLAIMER : This Report is **PRIVATE & CONFIDENTIAL** and it is prepared at the request of and for its use by the Subscriber only. The Subscriber shall use the contents of the Report merely as an aid to its business. Mira Inform Private Limited ("MIPL") has collated information/data in the Report, which have not been verified unless otherwise specifically mentioned in the Report. The Subscriber shall independently verify the accuracy and correctness of the information/data before in any way acting upon the same. MIPL shall not be liable for any harm, injury, loss or damage caused to the Subscriber due to default by the Subscriber's debtors/beneficiaries in fulfilling their obligations of any nature whatsoever. This Report or any of its portion shall not be used as a documentary evidence or otherwise before any investigative agencies or forum of law. This Report is confidential and proprietary to MIPL. The Subscriber and/or any other person(s) may not reproduce, publish or disclose any of the contents of the Report to others without the express authorization of MIPL. This Report is prepared and issued to the Subscriber without any risk, responsibility or liability on the part of MIPL or its officials.

GENUS POWER INFRASTRUCTURES LIMITED - 542203

PAGE NO. : 24

(d) Long-term Loan and Advances		539.378	534.234
(e) Other Non-current assets		305.140	402.445
Total Non-Current Assets		3409.167	3481.305
(2) Current assets			
(a) Current investments		1824.252	1592.716
(b) Inventories		1956.396	1160.439
(c) Trade receivables		5083.469	3304.572
(d) Cash and cash equivalents		376.911	567.909
(e) Short-term loans and advances		60.141	56.965
(f) Other current assets		487.298	301.965
Total Current Assets		9788.467	6984.566
TOTAL		13197.634	10465.871

PROFIT & LOSS ACCOUNT (CONSOLIDATED)

	PARTICULARS	31.03.2018	31.03.2017
	SALES		
	Income	8365.570	6527.470
	Other Income	550.302	303.274
	TOTAL	8915.872	6830.744
Less	EXPENSES		
	Cost of Materials Consumed	5896.782	3984.438
	Changes in inventories of finished goods, work-in-progress and Stock-in-Trade	(147.171)	113.043
	Excise Duty	15.058	103.728
	Employees benefits expense	857.658	744.624
	Other expenses	813.111	715.768
	TOTAL	7435.438	5661.601
	PROFIT/ (LOSS) BEFORE INTEREST, TAX, DEPRECIATION AND AMORTISATION	1480.434	1169.143
Less	FINANCIAL EXPENSES	227.662	248.721
	PROFIT / (LOSS) BEFORE TAX, DEPRECIATION AND AMORTISATION	1252.772	920.422
Less/ Add	DEPRECIATION/ AMORTISATION	171.414	153.456

DISCLAIMER : This Report is **PRIVATE & CONFIDENTIAL** and it is prepared at the request of and for its use by the Subscriber only. The Subscriber shall use the contents of the Report merely as an aid to its business. Mira Inform Private Limited ("MIPL") has collated information/data in the Report, which have not been verified unless otherwise specifically mentioned in the Report. The Subscriber shall independently verify the accuracy and correctness of the information/data before in any way acting upon the same. MIPL shall not be liable for any harm, injury, loss or damage caused to the Subscriber due to default by the Subscriber's debtors/beneficiaries in fulfilling their obligations of any nature whatsoever. This Report or any of its portion shall not be used as a documentary evidence or otherwise before any investigative agencies or forum of law. This Report is confidential and proprietary to MIPL. The Subscriber and/or any other person(s) may not reproduce, publish or disclose any of the contents of the Report to others without the express authorization of MIPL. This Report is prepared and issued to the Subscriber without any risk, responsibility or liability on the part of MIPL or its officials.

GENUS POWER INFRASTRUCTURES LIMITED - 542203

PAGE NO. : 25

	PROFIT/ (LOSS) BEFORE TAX		1081.358	766.966
Less	TAX		236.150	121.869
	PROFIT/ (LOSS) AFTER TAX		845.208	645.097
	Earnings / (Loss) Per Share (INR)		3.68	2.81

LOCAL AGENCY FURTHER INFORMATION

Sr. No.	Check list by info agents	Available in Report (Yes/No)
1	Year of establishment	Yes
2	Constitution of the entity -Incorporation details	Yes
3	Locality of the entity	Yes
4	Premises details	Yes
5	Buyer visit details	--
6	Contact numbers	Yes
7	Name of the person contacted	Yes
8	Designation of contact person	Yes
9	Promoter's background	Yes
10	Date of Birth/ Age of Proprietor / Partners / Directors	No
11	Pan Card No. of Proprietor / Partners	No
12	Voter Id Card No. of Proprietor / Partners	No
13	Type of business	Yes
14	Line of Business	Yes
15	Export/import details (if applicable)	Yes
16	No. of employees	Yes
17	Details of sister concerns	Yes
18	Major suppliers	No
19	Major customers	Yes
20	Banking Details	Yes
21	Banking facility details	Yes
22	Conduct of the banking account	--
23	Financials, if provided	Yes
24	Capital in the business	Yes
25	Last accounts filed at ROC, if applicable	Yes
26	Turnover of firm for last three years	Yes
27	Reasons for variation <> 20%	--
28	Estimation for coming financial year	No
29	Profitability for last three years	Yes
30	Major shareholders, if available	Yes

DISCLAIMER : This Report is **PRIVATE & CONFIDENTIAL** and it is prepared at the request of and for its use by the Subscriber only. The Subscriber shall use the contents of the Report merely as an aid to its business. Mira Inform Private Limited ("MIPL") has collated information/data in the Report, which have not been verified unless otherwise specifically mentioned in the Report. The Subscriber shall independently verify the accuracy and correctness of the information/data before in any way acting upon the same. MIPL shall not be liable for any harm, injury, loss or damage caused to the Subscriber due to default by the Subscriber's debtors/beneficiaries in fulfilling their obligations of any nature whatsoever. This Report or any of its portion shall not be used as a documentary evidence or otherwise before any investigative agencies or forum of law. This Report is confidential and proprietary to MIPL. The Subscriber and/or any other person(s) may not reproduce, publish or disclose any of the contents of the Report to others without the express authorization of MIPL. This Report is prepared and issued to the Subscriber without any risk, responsibility or liability on the part of MIPL or its officials.

GENUS POWER INFRASTRUCTURES LIMITED - 542203

PAGE NO. : 26

31	External Agency Rating, if available	Yes
32	Litigations that the firm/promoter involved in	No
33	Market information	--
34	Payments terms	Yes
35	Negative Reporting by Auditors in the Annual Report	No

CORPORATE INFORMATION

The Company is a public company domiciled in India. The Company is primarily engaged in the business of manufacturing / providing ' Metering and Metering solutions and undertaking 'Engineering, Construction and Contracts' on turnkey basis. The equity shares of the Company are Listed on National Stock Exchange of India Limited and BSE Limited. The registered office of the Company is Located at G-14, Sector-63, Noida, Uttar Pradesh - 201307 and corporate office at SPL-3, RIICD Industrial Area, Sitapura, Tonk Road, Jaipur, Rajasthan - 302022.

MANAGEMENT DISCUSSION AND ANALYSIS

ECONOMIC OVERVIEW:

After years of stagnation, the global economy is experiencing a brader and stronger economic growth. In 2017, the world economic growth strengthened to 3.8 percent, with remarkable recovery in global trade. The rise was more prominent in emerging market and developing economies (with trade growth rising from 2.2 percent in 2016 to 6.4 percent in 2017). World Economic Outlook report estimates that advanced economies as a group will continue to expand above their potential growth rates, while growth in emerging market and developing economies will rise before leveling off.

In the current world economic scenario, Asian economy has very important role in stimulating global economic growth. However, some factors such as higher US interest rates, shrinking of balance sheet, stricter monetary policy and geopolitical factors may put some pressure on emerging market and developing economies. To tackle the pressure, they are required to focus on both technological innovations and Labor productivity. Moreover, the sustained cooperation among Asian economies is much needed to provide a favorable platform to counter major uncertainty in the overall economic development of Asia led by the trade frictions between China and USA.

For Indian economy, the year 2017 was marked by a number of key structural reforms to build strength for sustainable growth in the future. The first half of the year has seen some weakness due to global headwinds. However in the second half, Indian economy seems to have bottomed-out, and be on the path to recovery. The economy is rebounding with higher private investment coupled with rising capacity utilization as well as corporate earnings recovering after the transitory negative impacts of demonetization and the Goods and Services Tax (GST). Reforms are gradually paying-off, as confirmed by the rising industrial production. Investment and exports, supported by the successful implementation of the GST, are becoming major growth engines. The implementations of GST is helping in reducing internal barriers to trade, increasing efficiency and improving tax compliance. It is expected that the benefit of the reforms will accrue in more prominent way in the days to come. The International Monetary Fund (IMF) forecasted India to grow 7.4% in FY19 against 6.7% this year, gaining pace to 7.8% in FY20, making the country the world's fastest growing economy in 2018 and 2019. We trust that India's economic outlook remains promising for the year 2018 and is expected to be sustained over the next couple of years, although downside risks persist. The biggest challenges in the period ahead are as to how the Indian economy can sustain its upturn in the face of rising oil price, increasing inflationary pressures, high fiscal deficit, mounting debt burden and sluggish job creation. They believe the consumption and private investment will be the key to this conundrum.

DISCLAIMER : This Report is **PRIVATE & CONFIDENTIAL** and it is prepared at the request of and for its use by the Subscriber only. The Subscriber shall use the contents of the Report merely as an aid to its business. Mira Inform Private Limited ("MIPL") has collated information/data in the Report, which have not been verified unless otherwise specifically mentioned in the Report. The Subscriber shall independently verify the accuracy and correctness of the information/data before in any way acting upon the same. MIPL shall not be liable for any harm, injury, loss or damage caused to the Subscriber due to default by the Subscriber's debtors/beneficiaries in fulfilling their obligations of any nature whatsoever. This Report or any of its portion shall not be used as a documentary evidence or otherwise before any investigative agencies or forum of law. This Report is confidential and proprietary to MIPL. The Subscriber and/or any other person(s) may not reproduce, publish or disclose any of the contents of the Report to others without the express authorization of MIPL. This Report is prepared and issued to the Subscriber without any risk, responsibility or liability on the part of MIPL or its officials.

UNSECURED LOAN

Particular	31.03.2018 (INR in Million)	31.03.2017 (INR in Million)
Short-term borrowings		
Other short term borrowings		
Bills discounting	533.509	405.360
Less: Amount disclosed under other current liabilities	(19.400)	(6.817)
Total	514.109	398.543

STATEMENT OF UNAUDITED STANDALONE FINANCIAL RESULTS FOR THE QUARTER ENDED 30.09.2018

PARTICULAR	30.09.2018 [Unaudited]	30.06.2018 [Unaudited]	30.09.2018 [Unaudited]
1. Income from Operations			
Net Sales/income from operations	2233.571	2385.734	4619.305
Other Operating Income	34.419	26.251	60.670
Total income from operations (net)	2267.990	2411.985	4679.975
Expenses			
Cost of materials consumed	1560.379	1728.999	3289.378
(Increase)/Decrease in inventories of finished goods and work-in-progress	(15.711)	(77.742)	(93.453)
Excise Duty	0.000	0.000	0.000
Employee benefits expense	232.827	225.653	458.480
Other Expenses	210.850	230.064	440.914
Depreciation and Amortization Expenses	47.205	45.451	92.656
Finance Costs	73.935	68.094	142.029
Total expenses	2109.485	2220.519	4330.004
Profit/ (Loss) before tax	158.505	191.466	349.972
Tax expenses	34.759	47.607	82.366
Net Profit / (Loss) after tax	123.746	143.859	267.605
Items of other comprehensive income [Net of tax]			
Items that will be reclassified to statement of profit and loss	0.000	0.000	0.000
Items that will not be reclassified to statement of profit and loss	(1.086)	(1.159)	(2.245)
Total other comprehensive income [Net of tax]	(1.086)	(1.159)	(2.245)
Total comprehensive income	122.660	142.700	265.360
Paid up equity share capital (Face Value of INR 10/-each)	257.335	257.335	257.335
Earnings per share (before extraordinary items) of INR 10/- each (not annualized):			
(a) Basic and Diluted	0.48	0.56	1.04

DISCLAIMER : This Report is **PRIVATE & CONFIDENTIAL** and it is prepared at the request of and for its use by the Subscriber only. The Subscriber shall use the contents of the Report merely as an aid to its business. Mira Inform Private Limited ("MIPL") has collated information/data in the Report, which have not been verified unless otherwise specifically mentioned in the Report. The Subscriber shall independently verify the accuracy and correctness of the information/data before in any way acting upon the same. MIPL shall not be liable for any harm, injury, loss or damage caused to the Subscriber due to default by the Subscriber's debtors/beneficiaries in fulfilling their obligations of any nature whatsoever. This Report or any of its portion shall not be used as a documentary evidence or otherwise before any investigative agencies or forum of law. This Report is confidential and proprietary to MIPL. The Subscriber and/or any other person(s) may not reproduce, publish or disclose any of the contents of the Report to others without the express authorization of MIPL. This Report is prepared and issued to the Subscriber without any risk, responsibility or liability on the part of MIPL or its officials.

STATEMENT OF ASSETS AND LIABILITIES AS AT 30.09.2018

SOURCES OF FUNDS			30.09.2018
			[Unaudited]
I. EQUITY AND LIABILITIES			
(1) Shareholders' Funds			
(a) Share Capital			257.335
(b) Reserves & Surplus			7379.750
(c) Money received against share warrants			0.000
(2) Share Application money pending allotment			0.000
Total Shareholders' Funds (1) + (2)			7637.085
(3) Non-Current Liabilities			
(a) Long-term borrowings			152.091
(b) Deferred tax liabilities (Net)			0.000
(c) Other long term liabilities			77.533
(d) long-term provisions			167.772
(e) Government Grants			18.500
(f) Net employee defined benefit liabilities			14.096
Total Non-current Liabilities (3)			429.992
(4) Current Liabilities			
(a) Short term borrowings			2562.629
(b) Trade payables			2201.891
(c) Other current liabilities			581.705
(d) Short-term provisions			130.910
(e) Government Grants			3.469
(f) Net employee defined benefit liabilities			22.615
Total Current Liabilities (4)			5503.219
TOTAL			13570.296
II. ASSETS			
(1) Non-current assets			
(a) Fixed Assets			
(i) Tangible assets			1760.514
(ii) Intangible Assets			9.945
(iii) Capital work-in-progress			9.578
(iv) Intangible assets under development			0.000
(b) Non-current Investments			821.977
(c) Deferred tax assets (net)			355.561
(d) Long-term Loan and Advances			355.923
(e) Other Non-current assets			273.495
Total Non-Current Assets			3586.993

DISCLAIMER : This Report is **PRIVATE & CONFIDENTIAL** and it is prepared at the request of and for its use by the Subscriber only. The Subscriber shall use the contents of the Report merely as an aid to its business. Mira Inform Private Limited ("MIPL") has collated information/data in the Report, which have not been verified unless otherwise specifically mentioned in the Report. The Subscriber shall independently verify the accuracy and correctness of the information/data before in any way acting upon the same. MIPL shall not be liable for any harm, injury, loss or damage caused to the Subscriber due to default by the Subscriber's debtors/beneficiaries in fulfilling their obligations of any nature whatsoever. This Report or any of its portion shall not be used as a documentary evidence or otherwise before any investigative agencies or forum of law. This Report is confidential and proprietary to MIPL. The Subscriber and/or any other person(s) may not reproduce, publish or disclose any of the contents of the Report to others without the express authorization of MIPL. This Report is prepared and issued to the Subscriber without any risk, responsibility or liability on the part of MIPL or its officials.

GENUS POWER INFRASTRUCTURES LIMITED - 542203

PAGE NO. : 29

(2) Current assets			
(a) Current investments			1795.432
(b) Inventories			1958.506
(c) Trade receivables			5327.549
(d) Cash and cash equivalents			300.523
(e) Short-term loans and advances			69.984
(f) Other current assets			531.309
Total Current Assets			9983.303
TOTAL			13570.296

CONTINGENT LIABILITIES:

PARTICULARS	31.03.2018 (INR In Million)	31.03.2017 (INR In Million)
Bank Guarantee issued by Banks and against which margin money of INR 61.367 million (March 31, 2017: INR 35.171 million) was provided in the form of fixed deposits	1213.690	734.942
Corporate guarantee to banks utilised to secure the credit facilities of others (The Company have given guarantee to the extent of INR 1300.000 million(March 31, 2017: INR 2300.000 million)	786.800	1220.500
Outstanding letter of credit issued by Banks against which margin money of INR 35.228 million (March 31, 2017: INR 4.913 million was provided in the form of Fixed deposits.	340.642	100.431
Claims arising from disputes not acknowledged as debts -Indirect taxes	277.782	283.466
Claims arising from disputes not acknowledged as debts - direct taxes	23.012	7.491
Claims against the Company not acknowledged as debts	15.773	19.773
Total	2657.699	2366.603

FIXED ASSETS

- Leasehold Land
- Buildings
- Plant and Equipment
- Furniture and Fixtures
- Vehicles
- Office Equipment
- Computers
- Windmill

DISCLAIMER : This Report is **PRIVATE & CONFIDENTIAL** and it is prepared at the request of and for its use by the Subscriber only. The Subscriber shall use the contents of the Report merely as an aid to its business. Mira Inform Private Limited ("MIPL") has collated information/data in the Report, which have not been verified unless otherwise specifically mentioned in the Report. The Subscriber shall independently verify the accuracy and correctness of the information/data before in any way acting upon the same. MIPL shall not be liable for any harm, injury, loss or damage caused to the Subscriber due to default by the Subscriber's debtors/beneficiaries in fulfilling their obligations of any nature whatsoever. This Report or any of its portion shall not be used as a documentary evidence or otherwise before any investigative agencies or forum of law. This Report is confidential and proprietary to MIPL. The Subscriber and/or any other person(s) may not reproduce, publish or disclose any of the contents of the Report to others without the express authorization of MIPL. This Report is prepared and issued to the Subscriber without any risk, responsibility or liability on the part of MIPL or its officials.

CMT REPORT (Corruption, Money Laundering & Terrorism]

The Public Notice information has been collected from various sources including but not limited to: **The Courts, India Prisons Service, Interpol, etc.**

1] INFORMATION ON DESIGNATED PARTY

No records exist designating subject or any of its beneficial owners, controlling shareholders or senior officers as terrorist or terrorist organization or whom notice had been received that all financial transactions involving their assets have been blocked or convicted, found guilty or against whom a judgement or order had been entered in a proceedings for violating money-laundering, anti-corruption or bribery or international economic or anti-terrorism sanction laws or whose assets were seized, blocked, frozen or ordered forfeited for violation of money laundering or international anti-terrorism laws.

2] Court Declaration :

No records exist to suggest that subject is or was the subject of any formal or informal allegations, prosecutions or other official proceeding for making any prohibited payments or other improper payments to government officials for engaging in prohibited transactions or with designated parties.

3] Asset Declaration :

No records exist to suggest that the property or assets of the subject are derived from criminal conduct or a prohibited transaction.

4] Record on Financial Crime :

Charges or conviction registered against subject: **None**

5] Records on Violation of Anti-Corruption Laws :

Charges or investigation registered against subject: **None**

6] Records on Int'l Anti-Money Laundering Laws/Standards :

Charges or investigation registered against subject: **None**

7] Criminal Records

No available information exist that suggest that subject or any of its principals have been formally charged or convicted by a competent governmental authority for any financial crime or under any formal investigation by a competent government authority for any violation of anti-corruption laws or international anti-money laundering laws or standard.

8] Affiliation with Government :

No record exists to suggest that any director or indirect owners, controlling shareholders, director, officer or employee of the company is a government official or a family member or close business associate of a Government official.

9] Compensation Package :

Our market survey revealed that the amount of compensation sought by the subject is fair and reasonable and comparable to compensation paid to others for similar services.

10] Press Report :

No press reports / filings exists on the subject.

CORPORATE GOVERNANCE

MIRA INFORM as part of its Due Diligence do provide comments on Corporate Governance to identify management and governance. These factors often have been predictive and in some cases have created vulnerabilities to credit deterioration.

Our Governance Assessment focuses principally on the interactions between a company's management, its Board of Directors, Shareholders and other financial stakeholders.

CONTRAVENTION

Subject is not known to have contravened any existing local laws, regulations or policies that prohibit, restrict or otherwise affect the terms and conditions that could be included in the agreement with the subject.

FOREIGN EXCHANGE RATES

Currency	Unit	INR
US Dollar	1	INR 69.92
UK Pound	1	INR 89.74
Euro	1	INR 79.58

INFORMATION DETAILS

Information Gathered by :	JIRL
Analysis Done by :	VIV
Report Prepared by :	RUP

SCORE FACTORS

DEMERIT POINTS		
--BANK CHARGES	YES/NO	YES
--LITIGATION	YES/NO	NO
--OTHER ADVERSE INFORMATION	YES/NO	NO
MERIT POINTS		
--SOLE DISTRIBUTORSHIP	YES/NO	NO
--EXPORT ACTIVITIES	YES/NO	YES
--AFFILIATION	YES/NO	YES
--LISTED	YES/NO	YES
--OTHER MERIT FACTORS	YES/NO	YES

RATING EXPLANATIONS

Credit Rating	Explanation	Rating Comments
A++	Minimum Risk	Business dealings permissible with minimum risk of default
A+	Low Risk	Business dealings permissible with low risk of default
A	Acceptable Risk	Business dealings permissible with moderate risk of default
B	Medium Risk	Business dealings permissible on a regular monitoring basis
C	Medium High Risk	Business dealings permissible preferably on secured basis
D	High Risk	Business dealing not recommended or on secured terms only
NB	New Business	No recommendation can be done due to business in infancy stage
NT	No Trace	No recommendation can be done as the business is not traceable

NB is stated where there is insufficient information to facilitate rating. However, it is not to be considered as unfavourable.

This score serves as a reference to assess SC's credit risk and to set the amount of credit to be extended. It is calculated from a composite of weighted scores obtained from each of the major sections of this report. The assessed factors are as follows:

- Financial condition covering various ratios
- Company background and operations size
- Promoters / Management background
- Payment record
- Litigation against the subject
- Industry scenario / competitor analysis
- Supplier / Customer / Banker review (wherever available)

DISCLAIMER : This Report is **PRIVATE & CONFIDENTIAL** and it is prepared at the request of and for its use by the Subscriber only. The Subscriber shall use the contents of the Report merely as an aid to its business. Mira Inform Private Limited ("MIPL") has collated information/data in the Report, which have not been verified unless otherwise specifically mentioned in the Report. The Subscriber shall independently verify the accuracy and correctness of the information/data before in any way acting upon the same. MIPL shall not be liable for any harm, injury, loss or damage caused to the Subscriber due to default by the Subscriber's debtors/beneficiaries in fulfilling their obligations of any nature whatsoever. This Report or any of its portion shall not be used as a documentary evidence or otherwise before any investigative agencies or forum of law. This Report is confidential and proprietary to MIPL. The Subscriber and/or any other person(s) may not reproduce, publish or disclose any of the contents of the Report to others without the express authorization of MIPL. This Report is prepared and issued to the Subscriber without any risk, responsibility or liability on the part of MIPL or its officials.