

## MIRA INFORM REPORT

Report No. :	532612
Report Date :	01.10.2018

### IDENTIFICATION DETAILS

Name :	SHIVA INFRA SOLUTIONS PRIVATE LIMITED
Registered Office :	A - 87, Lower Ground Floor, Malviya Nagar, Main Shivalik Road, New Delhi – 110017
Tel. No.:	91-11-40595124
Country :	India
Financials (as on) :	31.03.2017
Date of Incorporation :	19.05.2010
CIN No.: [Company Identification No.]	U45400DL2010PTC202910
Capital Investment / Paid-up Capital :	INR 2.300 Million
PAN No.: [Permanent Account No.]	AAOCS3129F
GSTN : [Goods & Service Tax Registration No.]	07AAOCS3129F1ZA
Legal Form :	Private Limited Liability Company
Line of Business :	<ul style="list-style-type: none"> <li>• Consultancy and Designing of Industrial Project and Contract Works. [Registered activity]</li> <li>• Manufacturer and Exporter of Prefabricated Building Parting Shed, Roof sheet etc. [Confirmed by management]</li> </ul>
No. of Employees :	100 (Approximately)

### RATING & COMMENTS

(Mira Inform has adopted New Rating mechanism w.e.f. 23<sup>rd</sup> January 2017)

**DISCLAIMER** : This Report is **PRIVATE & CONFIDENTIAL** and it is prepared at the request of and for its use by the Subscriber only. The Subscriber shall use the contents of the Report merely as an aid to its business. Mira Inform Private Limited ("MIPL") has collated information/data in the Report, which have not been verified unless otherwise specifically mentioned in the Report. The Subscriber shall independently verify the accuracy and correctness of the information/data before in any way acting upon the same. MIPL shall not be liable for any harm, injury, loss or damage caused to the Subscriber due to default by the Subscriber's debtors/beneficiaries in fulfilling their obligations of any nature whatsoever. This Report or any of its portion shall not be used as a documentary evidence or otherwise before any investigative agencies or forum of law. This Report is confidential and proprietary to MIPL. The Subscriber and/or any other person(s) may not reproduce, publish or disclose any of the contents of the Report to others without the express authorization of MIPL. This Report is prepared and issued to the Subscriber without any risk, responsibility or liability on the part of MIPL or its officials.

<b>MIRA's Rating :</b>	<b>A</b>
------------------------	----------

Credit Rating	Explanation	Rating Comments
A	Acceptable Risk	Business dealings permissible with moderate risk of default

<b>Status :</b>	Satisfactory
<b>Payment Behaviour :</b>	Usually correct
<b>Litigation :</b>	Clear
<b>Comments :</b>	<p>Subject is an established company incorporated in the year 2010 having satisfactory track.</p> <p>For the financial year ended 2017, the company has witnessed a growth in its revenue and reported fair profit margin at 3.24% (approx.)</p> <p>The company possesses sound financial risk profile marked by healthy net worth base along debt level of the company.</p> <p>Trade relations are reported as fair. Business is active. Payments terms are reported to be usually correct.</p> <p>In view of the aforesaid, the company can be considered for business dealings at usual trade terms and conditions.</p>

**NOTES :**

Any query related to this report can be made on e-mail : [infodept@mirainform.com](mailto:infodept@mirainform.com) while quoting report number, name and date.

**ECGC Country Risk Classification List**

Country Name	Previous Rating (31.12.2017)	Current Rating (01.04.2018)
India	A1	A1

Risk Category	ECGC Classification
Insignificant	A1
Low Risk	A2
Moderately Low Risk	B1
Moderate Risk	B2
Moderately High Risk	C1
High Risk	C2
Very High Risk	D

**DISCLAIMER :** This Report is **PRIVATE & CONFIDENTIAL** and it is prepared at the request of and for its use by the Subscriber only. The Subscriber shall use the contents of the Report merely as an aid to its business. Mira Inform Private Limited ("MIPL") has collated information/data in the Report, which have not been verified unless otherwise specifically mentioned in the Report. The Subscriber shall independently verify the accuracy and correctness of the information/data before in any way acting upon the same. MIPL shall not be liable for any harm, injury, loss or damage caused to the Subscriber due to default by the Subscriber's debtors/beneficiaries in fulfilling their obligations of any nature whatsoever. This Report or any of its portion shall not be used as a documentary evidence or otherwise before any investigative agencies or forum of law. This Report is confidential and proprietary to MIPL. The Subscriber and/or any other person(s) may not reproduce, publish or disclose any of the contents of the Report to others without the express authorization of MIPL. This Report is prepared and issued to the Subscriber without any risk, responsibility or liability on the part of MIPL or its officials.

**EXTERNAL AGENCY RATING**

NOT AVAILABLE

**RBI DEFAULTERS' LIST STATUS**

Subject's name is not enlisted as a defaulter in the publicly available RBI Defaulters' list.

**EPF (Employee Provident Fund) DEFAULTERS' LIST STATUS**

Subject's name is not enlisted as a defaulter in the publicly available EPF (Employee Provident Fund) Defaulters' list as of 31-03-2018.

**BIFR (Board for Industrial & Financial Reconstruction) LISTING STATUS**

Subject's name is not listed as a Sick Unit in the publicly available BIFR (Board for Industrial & Financial Reconstruction) list as of 01.10.2018

**IBBI (Insolvency and Bankruptcy Board of India) LISTING STATUS**

Subject's name is not listed in the publicly available IBBI (Insolvency and Bankruptcy Board of India) list as of report date.

**INFORMATION PARTED BY**

<b>Name :</b>	Mr. Arvind
<b>Designation :</b>	Finance Manager
<b>Contact No.:</b>	91-11-40595124
<b>Date :</b>	01.10.2018

**LOCATIONS**

<b>Registered Office :</b>	A - 87, Lower Ground Floor, Malviya Nagar, Main Shivalik Road, New Delhi – 110017, India
<b>Tel. No.:</b>	91-11-40595124
<b>Fax No.:</b>	Not Available
<b>E-Mail :</b>	<a href="mailto:mgiri40@gmail.com">mgiri40@gmail.com</a> <a href="mailto:contact@shivainfra.com">contact@shivainfra.com</a>
<b>Website :</b>	<a href="http://www.shivainfra.com">www.shivainfra.com</a>

**DIRECTORS**

**DISCLAIMER :** This Report is **PRIVATE & CONFIDENTIAL** and it is prepared at the request of and for its use by the Subscriber only. The Subscriber shall use the contents of the Report merely as an aid to its business. Mira Inform Private Limited ("MIPL") has collated information/data in the Report, which have not been verified unless otherwise specifically mentioned in the Report. The Subscriber shall independently verify the accuracy and correctness of the information/data before in any way acting upon the same. MIPL shall not be liable for any harm, injury, loss or damage caused to the Subscriber due to default by the Subscriber's debtors/beneficiaries in fulfilling their obligations of any nature whatsoever. This Report or any of its portion shall not be used as a documentary evidence or otherwise before any investigative agencies or forum of law. This Report is confidential and proprietary to MIPL. The Subscriber and/or any other person(s) may not reproduce, publish or disclose any of the contents of the Report to others without the express authorization of MIPL. This Report is prepared and issued to the Subscriber without any risk, responsibility or liability on the part of MIPL or its officials.

AS ON 31.03.2018

<b>Name :</b>	Mr. Mithilesh Giri
<b>Designation :</b>	Director
<b>Address :</b>	D-11, 3rd Floor, Saket, New Delhi- 110017, India
<b>Date of Birth/Age :</b>	03.08.1964
<b>Date of Appointment :</b>	19.05.2010
<b>DIN No.:</b>	01649550

**Other Directorship:**

CIN/FCRN	Company Name	Begin Date	End Date
U00893DL2004PTC198597	SHIVA CONSULTANCY SERVICES PRIVATE LIMITED	10/11/2004	-
U74120DL2007PTC169992	TALENT ACCESS HR SERVICES PRIVATE LIMITED	30/10/2007	-
U67190DL2008PTC314860	DOLPHIN INVESTMENT MANAGEMENT PRIVATE LIMITED	04/06/2010	-
U55101DL2008PTC175497	AKANKSHA FACILITY MANAGEMENT PRIVATE LIMITED	18/03/2008	-
U65191DL2009PTC193941	SRI KRIPA SHARE AND SECURITIES PRIVATE LIMITED	04/09/2009	-
U15209WB2009PTC138739	ZIRKON RICELAND AND FOODS PRODUCTS PRIVATE LIMITED	06/10/2009	-
U74140DL2010PTC201551	SHIVLAKSHMI INVESTMENT CONSULTANTS PRIVATE LIMITED	15/04/2010	-
U72200DL2010PTC201874	GECKO TECHNOLOGIES PRIVATE LIMITED	22/04/2010	-

<b>Name :</b>	Shashi Giri
<b>Designation :</b>	Director
<b>Address :</b>	D-11, 3rd Floor, Saket, New Delhi- 110017, India
<b>Date of Birth/Age :</b>	25.05.1961
<b>Date of Appointment :</b>	19.05.2010
<b>DIN No.:</b>	01652427

**Other Directorship:**

CIN/FCRN	Company Name	Begin Date	End Date
U00893DL2004PTC198597	SHIVA CONSULTANCY SERVICES PRIVATE LIMITED	01/03/2011	-
U74120DL2007PTC169992	TALENT ACCESS HR SERVICES PRIVATE LIMITED	30/10/2007	-
U67190DL2008PTC314860	DOLPHIN INVESTMENT MANAGEMENT PRIVATE LIMITED	04/06/2010	-
U55101DL2008PTC175497	AKANKSHA FACILITY MANAGEMENT PRIVATE LIMITED	18/03/2008	-
U65191DL2009PTC193941	SRI KRIPA SHARE AND SECURITIES PRIVATE LIMITED	04/09/2009	-
U74140DL2010PTC201551	SHIVLAKSHMI INVESTMENT CONSULTANTS PRIVATE LIMITED	15/04/2010	-
U72200DL2010PTC201874	GECKO TECHNOLOGIES PRIVATE LIMITED	22/04/2010	-

**KEY EXECUTIVES**

<b>Name :</b>	Mr. Arvind
<b>Designation :</b>	Finance Manager

**MAJOR SHAREHOLDERS**

**AS ON 31.03.2017**

Names of Shareholders	No. of Shares
Mithilesh Giri	30535
Shashi Giri	3000
Dolphin Investment Management Private Limited, India	118431
Sri Kripa Share and Securities Private Limited, India	60313
Gecko Technologies Private Limited, India	5625
Shiva Consultancy Services Private Limited, India	9316
Akanksha Facility Management Private Limited, India	2795
<b>Total</b>	<b>230015</b>

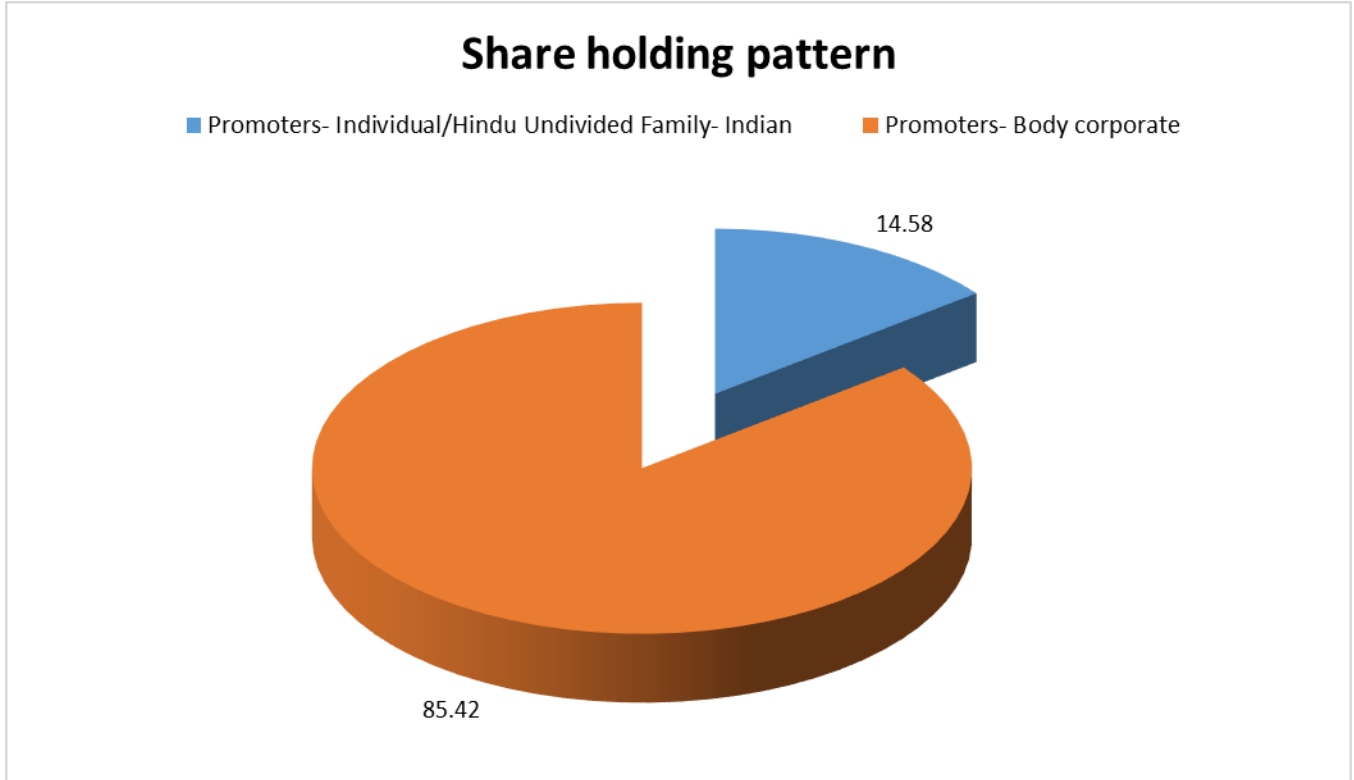
**AS ON 16.06.2017**

Names of Allottee	No. of Shares
Sri Kripa Share and Securities Private Limited, India	13253
<b>Total</b>	<b>13253</b>

**Equity Share Break up (Percentage of Total Equity)**

**AS ON 30.09.2017**

Category	Percentage
Promoters- Individual/Hindu Undivided Family- Indian	14.58
Promoters- Body corporate	85.42
<b>Total</b>	<b>100.00</b>



**BUSINESS DETAILS**

<b>Line of Business :</b>	<ul style="list-style-type: none"> <li>• Consultancy and Designing of Industrial Project and Contract Works. [Registered activity]</li> <li>• Manufacturer and Exporter of Prefabricated Building Parting Shed, Roof sheet etc. [Confirmed by management]</li> </ul>	
<b>Products / Services :</b>	<b>Name and Description of main products / services</b>	<b>NIC Code of the Product/service</b>
	Consultancy and designing of industrial project and contract works.	--
	Pre Engineering building and structure fabrication	--
<b>Brand Names :</b>	Not Available	
<b>Agencies Held :</b>	Not Available	
<b>Exports :</b>		
<b>Products :</b>	Finished Goods	

**DISCLAIMER :** This Report is **PRIVATE & CONFIDENTIAL** and it is prepared at the request of and for its use by the Subscriber only. The Subscriber shall use the contents of the Report merely as an aid to its business. Mira Inform Private Limited ("MIPL") has collated information/data in the Report, which have not been verified unless otherwise specifically mentioned in the Report. The Subscriber shall independently verify the accuracy and correctness of the information/data before in any way acting upon the same. MIPL shall not be liable for any harm, injury, loss or damage caused to the Subscriber due to default by the Subscriber's debtors/beneficiaries in fulfilling their obligations of any nature whatsoever. This Report or any of its portion shall not be used as a documentary evidence or otherwise before any investigative agencies or forum of law. This Report is confidential and proprietary to MIPL. The Subscriber and/or any other person(s) may not reproduce, publish or disclose any of the contents of the Report to others without the express authorization of MIPL. This Report is prepared and issued to the Subscriber without any risk, responsibility or liability on the part of MIPL or its officials.

<b>Countries :</b>	Nepal
<b>Imports :</b>	
<b>Products :</b>	Raw Material
<b>Countries :</b>	China
<b>Terms :</b>	
<b>Selling :</b>	Cheque and NEFT
<b>Purchasing :</b>	Cheque and NEFT

**PRODUCTION STATUS – (NOT AVAILABLE)**

**GENERAL INFORMATION**

<b>Suppliers :</b>	<b>Reference :</b>	Not Divulged
	<b>Name of the Person :</b>	--
	<b>Contact No.:</b>	--
	<b>Since How Long Known :</b>	--
	<b>Maximum Limit Dealt :</b>	--
	<b>Experience :</b>	--
	<b>Remark:</b>	--
<b>Customers :</b>	End Users	
	<b>Reference :</b>	Not Divulged
	<b>Name of the Person :</b>	--
	<b>Contact No.:</b>	--
	<b>Since How Long Known :</b>	--
	<b>Maximum Limit Dealt :</b>	--
	<b>Experience :</b>	--
	<b>Remark:</b>	--
<b>No. of Employees :</b>	100 (Approximately)	
<b>Bankers :</b>	<b>Banker Name :</b>	Yes Bank Limited
	<b>Branch :</b>	Ground Floor, G1, G2, Chiranjiv Tower, 43, Nehru Place, New Delhi, India
	<b>Person Name (With Designation) :</b>	--
	<b>Contact Number :</b>	01118002000 (Incorrect Number)
	<b>Name of Account Holder :</b>	--
	<b>Account Number :</b>	23584600000603 (Not Confirmed by bank)
	<b>IFSC Code:</b>	YESB0000235 (Not Confirmed by bank)
	<b>Account Since (Date/Year of Account Opening) :</b>	--

	<b>Average Balance Maintained :</b>	--
	<b>Credit Facilities Enjoyed (CC/OD/Term Loan) :</b>	--
	<b>Account Operation :</b>	--
	<b>Remark :</b>	--
	<ul style="list-style-type: none"> <li>State Bank of India</li> </ul>	
<b>Facilities :</b>	<b>(INR In Million)</b>	
	<b>SECURED LOAN</b>	
		<b>As on 31.03.2017</b>
		<b>As on 31.03.2016</b>
	<b>LONG TERM BORROWING</b>	
	Term loan from SBI	13.380
	Less: Maturity in next one year	5.052
	<b>SHORT TERM BORROWING</b>	
	State Bank of India CC A/c	14.764
	<b>Total</b>	<b>23.092</b>
		<b>21.286</b>

<b>Auditors :</b>	
<b>Name :</b>	R K D S And Associates Chartered Accountants
<b>Address :</b>	173, Supreme Enclave, Mayur Vihar Phase-I, New Delhi – 110091, India
<b>Tel. No.:</b>	91-11-22758634
<b>Mobile No.:</b>	91-9810432111/9810432240
<b>E-Mail :</b>	<a href="mailto:lathskumar@gmail.com">lathskumar@gmail.com</a>
<b>PAN N Income-tax PAN of auditor or auditor's firm :</b>	AACFR8113K
<b>Memberships :</b>	Not Available
<b>Collaborators :</b>	Not Available
<b>Holding Company (AS ON 30.09.2017):</b>	<ul style="list-style-type: none"> <li>Dolphin Investment Management Private Limited, India [U67190DL2008PTC314860]</li> </ul>
<b>Associate (AS ON 30.09.2017):</b>	<ul style="list-style-type: none"> <li>Sri Kripa Share and Securities Private Limited, India [U65191DL2009PTC193941]</li> </ul>
<b>Related party (Confirmed by management):</b>	<ul style="list-style-type: none"> <li>Shiva Consultancy Services Private Limited, India</li> </ul>

**CAPITAL STRUCTURE**

**AS ON 30.09.2017**

**Authorised Capital :**

No. of Shares	Type	Value	Amount
300000	Equity Shares	INR 10/- each	INR 3.000 Million

**Issued, Subscribed & Paid-up Capital :**

No. of Shares	Type	Value	Amount
243268	Equity Shares	INR 10/- each	INR 2.433 Million

**AS ON 31.03.2017**

**Authorised Capital :**

No. of Shares	Type	Value	Amount
240000	Equity Shares	INR 10/- each	INR 2.400 Million

**Issued, Subscribed & Paid-up Capital :**

No. of Shares	Type	Value	Amount
230015	Equity Shares	INR 10/- each	INR 2.300 Million

**FINANCIAL DATA**  
*[all figures are INR Million]*

**ABRIDGED BALANCE SHEET**

SOURCES OF FUNDS	31.03.2017	31.03.2016	31.03.2015
<b>I. EQUITY AND LIABILITIES</b>			
(1) Shareholders' Funds			
(a) Share Capital	2.300	2.300	2.111
(b) Reserves & Surplus	36.937	35.636	31.931
(c) Money received against share warrants	0.000	0.000	0.000
(2) Share Application money pending allotment	0.000	0.000	0.000
<b>Total Shareholders' Funds (1) + (2)</b>	<b>39.237</b>	<b>37.936</b>	<b>34.042</b>
(3) Non-Current Liabilities			
(a) long-term borrowings	19.574	9.691	4.851
(b) Deferred tax liabilities (Net)	2.297	0.066	0.089
(c) Other long term liabilities	0.000	2.297	2.297
(d) long-term provisions	0.000	0.000	0.000
<b>Total Non-current Liabilities (3)</b>	<b>21.871</b>	<b>12.054</b>	<b>7.237</b>
(4) Current Liabilities			
(a) Short term borrowings	14.764	13.095	2.059
(b) Trade payables	3.502	3.299	3.817
(c) Other current liabilities	12.535	13.880	4.800
(d) Short-term provisions	0.749	0.460	0.403
<b>Total Current Liabilities (4)</b>	<b>31.550</b>	<b>30.734</b>	<b>11.079</b>
<b>TOTAL</b>	<b>92.658</b>	<b>80.724</b>	<b>52.358</b>
<b>II. ASSETS</b>			
(1) Non-current assets			
(a) Fixed Assets			
(i) Tangible assets	27.619	26.973	17.129
(ii) Intangible Assets	0.000	0.000	0.000
(iii) Capital work-in-progress	1.682	1.682	0.853
(iv) Intangible assets under development	0.000	0.000	0.000
(b) Non-current Investments	0.000	0.000	0.000
(c) Deferred tax assets (net)	0.088	0.000	0.000
(d) Long-term Loan and Advances	5.951	6.576	3.807
(e) Other Non-current assets	7.388	8.391	5.179
<b>Total Non-Current Assets</b>	<b>42.728</b>	<b>43.622</b>	<b>26.968</b>

**DISCLAIMER** : This Report is **PRIVATE & CONFIDENTIAL** and it is prepared at the request of and for its use by the Subscriber only. The Subscriber shall use the contents of the Report merely as an aid to its business. Mira Inform Private Limited ("MIPL") has collated information/data in the Report, which have not been verified unless otherwise specifically mentioned in the Report. The Subscriber shall independently verify the accuracy and correctness of the information/data before in any way acting upon the same. MIPL shall not be liable for any harm, injury, loss or damage caused to the Subscriber due to default by the Subscriber's debtors/beneficiaries in fulfilling their obligations of any nature whatsoever. This Report or any of its portion shall not be used as a documentary evidence or otherwise before any investigative agencies or forum of law. This Report is confidential and proprietary to MIPL. The Subscriber and/or any other person(s) may not reproduce, publish or disclose any of the contents of the Report to others without the express authorization of MIPL. This Report is prepared and issued to the Subscriber without any risk, responsibility or liability on the part of MIPL or its officials.

(2) Current assets			
(a) Current investments	0.000	0.000	0.000
(b) Inventories	21.845	9.947	1.681
(c) Trade receivables	15.908	20.622	18.134
(d) Cash and cash equivalents	5.645	0.888	1.505
(e) Short-term loans and advances	6.532	5.645	4.070
(f) Other current assets	0.000	0.000	0.000
<b>Total Current Assets</b>	<b>49.930</b>	<b>37.102</b>	<b>25.390</b>
<b>TOTAL</b>	<b>92.658</b>	<b>80.724</b>	<b>52.358</b>

**PROFIT & LOSS ACCOUNT**

	<b>PARTICULARS</b>	<b>31.03.2017</b>	<b>31.03.2016</b>	<b>31.03.2015</b>
	<b>SALES</b>			
	Income	40.204	21.978	22.370
	Other Income	0.638	0.388	0.416
	<b>TOTAL</b>	<b>40.842</b>	<b>22.366</b>	<b>22.786</b>
<b>Less</b>	<b>EXPENSES</b>			
	Cost of Materials Consumed	19.959	7.347	12.236
	Other Direct Expenses	6.089	2.101	0.411
	Employees benefits expense	3.420	3.792	5.707
	Other expenses	1.694	2.359	1.499
	<b>TOTAL</b>	<b>31.162</b>	<b>15.599</b>	<b>19.853</b>
	<b>PROFIT/ (LOSS) BEFORE INTEREST, TAX, DEPRECIATION AND AMORTISATION</b>	<b>9.680</b>	<b>6.767</b>	<b>2.933</b>
<b>Less</b>	<b>FINANCIAL EXPENSES</b>	<b>4.031</b>	<b>2.475</b>	<b>0.524</b>
	<b>PROFIT / (LOSS) BEFORE TAX, DEPRECIATION AND AMORTISATION</b>	<b>5.649</b>	<b>4.292</b>	<b>2.409</b>
<b>Less/ Add</b>	<b>DEPRECIATION/ AMORTISATION</b>	<b>3.750</b>	<b>3.010</b>	<b>0.916</b>
	<b>PROFIT/ (LOSS) BEFORE TAX</b>	<b>1.899</b>	<b>1.282</b>	<b>1.493</b>
<b>Less</b>	<b>TAX</b>	<b>0.598</b>	<b>0.436</b>	<b>0.462</b>
	<b>PROFIT/ (LOSS) AFTER TAX</b>	<b>1.301</b>	<b>0.846</b>	<b>1.031</b>
	<b>Earnings / (Loss) Per Share (INR)</b>	<b>5.66</b>	<b>3.68</b>	<b>4.89</b>

**DISCLAIMER** : This Report is **PRIVATE & CONFIDENTIAL** and it is prepared at the request of and for its use by the Subscriber only. The Subscriber shall use the contents of the Report merely as an aid to its business. Mira Inform Private Limited ("MIPL") has collated information/data in the Report, which have not been verified unless otherwise specifically mentioned in the Report. The Subscriber shall independently verify the accuracy and correctness of the information/data before in any way acting upon the same. MIPL shall not be liable for any harm, injury, loss or damage caused to the Subscriber due to default by the Subscriber's debtors/beneficiaries in fulfilling their obligations of any nature whatsoever. This Report or any of its portion shall not be used as a documentary evidence or otherwise before any investigative agencies or forum of law. This Report is confidential and proprietary to MIPL. The Subscriber and/or any other person(s) may not reproduce, publish or disclose any of the contents of the Report to others without the express authorization of MIPL. This Report is prepared and issued to the Subscriber without any risk, responsibility or liability on the part of MIPL or its officials.

Particulars			31.03.2018
Sales Turnover (Approximately)			80.000

Expected Sales (2018-2019): INR 100.000 Million

The above information has been parted by Mr. Arvind (Finance Manager)

**CURRENT MATURITIES OF LONG TERM DEBT DETAILS**

Particulars	31.03.2017	31.03.2016	31.03.2015
Current Maturities of Long term debt	5.052	5.052	0.000
Cash generated from operations	0.090	(5.612)	(9.933)
Net cash flows from (used in) operations	(0.010)	(5.612)	(9.933)

**KEY RATIOS**

**EFFICIENCY RATIOS**

PARTICULARS	31.03.2017	31.03.2016	31.03.2015
Average Collection Days (Sundry Debtors / Income * 365 Days)	144.42	342.48	295.88
Account Receivables Turnover (Income / Sundry Debtors)	2.53	1.07	1.23
Average Payment Days (Sundry Creditors / Purchases * 365 Days)	64.04	163.89	113.86
Inventory Turnover (Operating Income / Inventories)	0.44	0.68	1.74
Asset Turnover (Operating Income / Net Fixed Assets)	0.33	0.24	0.16

**LEVERAGE RATIOS**

PARTICULARS	31.03.2017	31.03.2016	31.03.2015
Debt Ratio ((Borrowing + Current Liabilities) / Total Assets)	0.61	0.56	0.30
Debt Equity Ratio	1.00	0.73	0.20

**DISCLAIMER** : This Report is **PRIVATE & CONFIDENTIAL** and it is prepared at the request of and for its use by the Subscriber only. The Subscriber shall use the contents of the Report merely as an aid to its business. Mira Inform Private Limited ("MIPL") has collated information/data in the Report, which have not been verified unless otherwise specifically mentioned in the Report. The Subscriber shall independently verify the accuracy and correctness of the information/data before in any way acting upon the same. MIPL shall not be liable for any harm, injury, loss or damage caused to the Subscriber due to default by the Subscriber's debtors/beneficiaries in fulfilling their obligations of any nature whatsoever. This Report or any of its portion shall not be used as a documentary evidence or otherwise before any investigative agencies or forum of law. This Report is confidential and proprietary to MIPL. The Subscriber and/or any other person(s) may not reproduce, publish or disclose any of the contents of the Report to others without the express authorization of MIPL. This Report is prepared and issued to the Subscriber without any risk, responsibility or liability on the part of MIPL or its officials.

(Total Liability / Networth)			
Current Liabilities to Networth (Current Liabilities / Net Worth)	0.80	0.81	0.33
Fixed Assets to Networth (Net Fixed Assets / Networth)	0.75	0.76	0.53
Interest Coverage Ratio (PBIT / Financial Charges)	2.40	2.73	5.60

**PROFITABILITY RATIOS**

PARTICULARS		31.03.2017	31.03.2016	31.03.2015
Net Profit Margin ((PAT / Sales) * 100)	%	3.24	3.85	4.61
Return on Total Assets ((PAT / Total Assets) * 100)	%	1.40	1.05	1.97
Return on Investment (ROI) ((PAT / Networth) * 100)	%	3.32	2.23	3.03

**SOLVENCY RATIOS**

PARTICULARS		31.03.2017	31.03.2016	31.03.2015
Current Ratio (Current Assets / Current Liabilities)		1.58	1.21	2.29
Quick Ratio ((Current Assets – Inventories) / Current Liabilities)		0.89	0.88	2.14
G-Score Ratio Financial (Networth / Total Assets)		0.42	0.47	0.65
G-Score Ratio Debt (Debts / Equity Capital)		17.13	12.10	3.27
G-Score Ratio Liquidity (Total Current Assets / Total Current Liabilities)		1.58	1.21	2.29

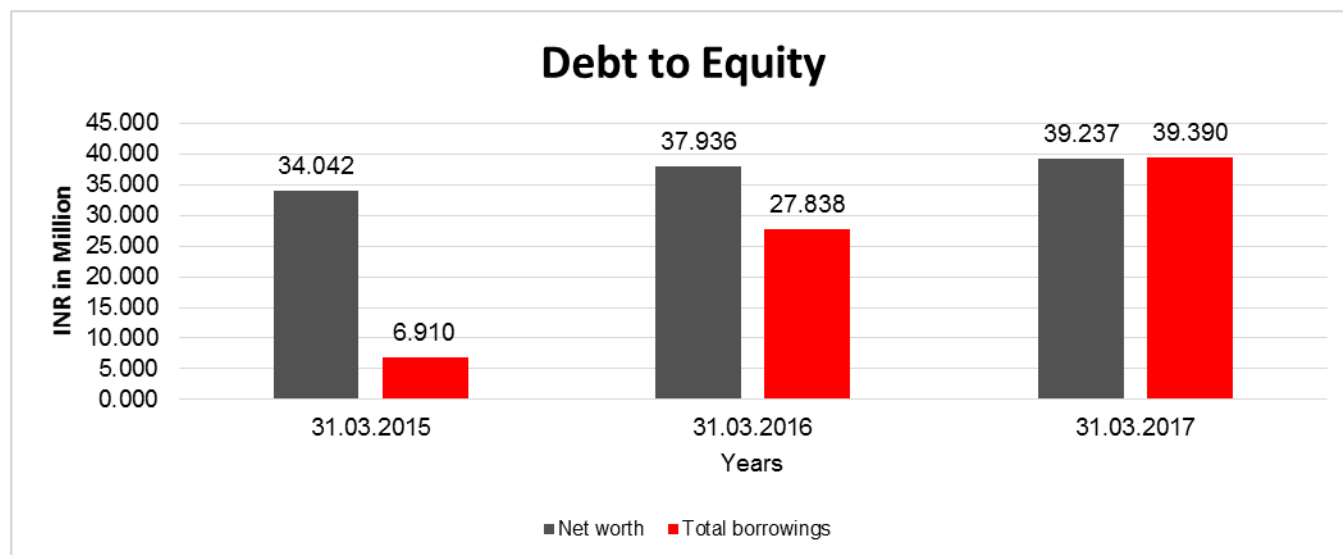
Total Liability = Short-term Debt + Long-term Debt + Current Maturities of Long-term debts

**DISCLAIMER** : This Report is **PRIVATE & CONFIDENTIAL** and it is prepared at the request of and for its use by the Subscriber only. The Subscriber shall use the contents of the Report merely as an aid to its business. Mira Inform Private Limited ("MIPL") has collated information/data in the Report, which have not been verified unless otherwise specifically mentioned in the Report. The Subscriber shall independently verify the accuracy and correctness of the information/data before in any way acting upon the same. MIPL shall not be liable for any harm, injury, loss or damage caused to the Subscriber due to default by the Subscriber's debtors/beneficiaries in fulfilling their obligations of any nature whatsoever. This Report or any of its portion shall not be used as a documentary evidence or otherwise before any investigative agencies or forum of law. This Report is confidential and proprietary to MIPL. The Subscriber and/or any other person(s) may not reproduce, publish or disclose any of the contents of the Report to others without the express authorization of MIPL. This Report is prepared and issued to the Subscriber without any risk, responsibility or liability on the part of MIPL or its officials.

**FINANCIAL ANALYSIS**  
*[all figures are INR Million]*

**DEBT EQUITY RATIO**

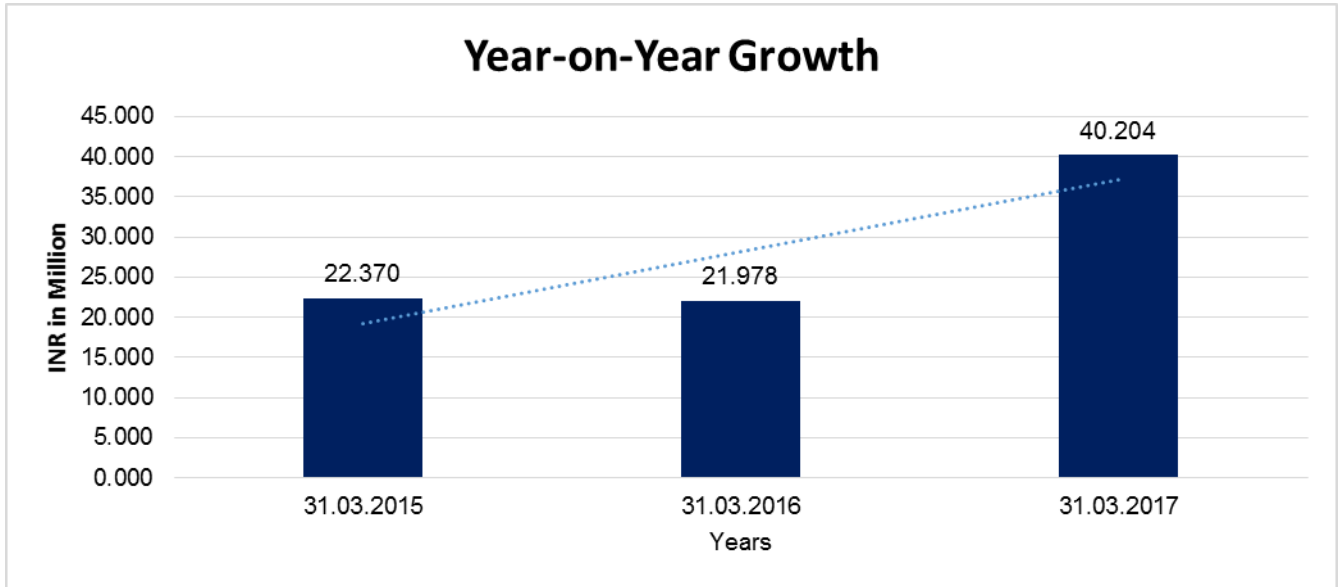
Particular	31.03.2015	31.03.2016	31.03.2017
	INR In Million	INR In Million	INR In Million
Share Capital	2.111	2.300	2.300
Reserves & Surplus	31.931	35.636	36.937
Share Application money pending allotment	0.000	0.000	0.000
<b>Net worth</b>	<b>34.042</b>	<b>37.936</b>	<b>39.237</b>
Long Term borrowings	4.851	9.691	19.574
Short Term borrowings	2.059	13.095	14.764
Current Maturities of Long term debt	0.000	5.052	5.052
<b>Total borrowings</b>	<b>6.910</b>	<b>27.838</b>	<b>39.390</b>
<b>Debt/Equity ratio</b>	<b>0.203</b>	<b>0.734</b>	<b>1.004</b>



**YEAR-ON-YEAR GROWTH**

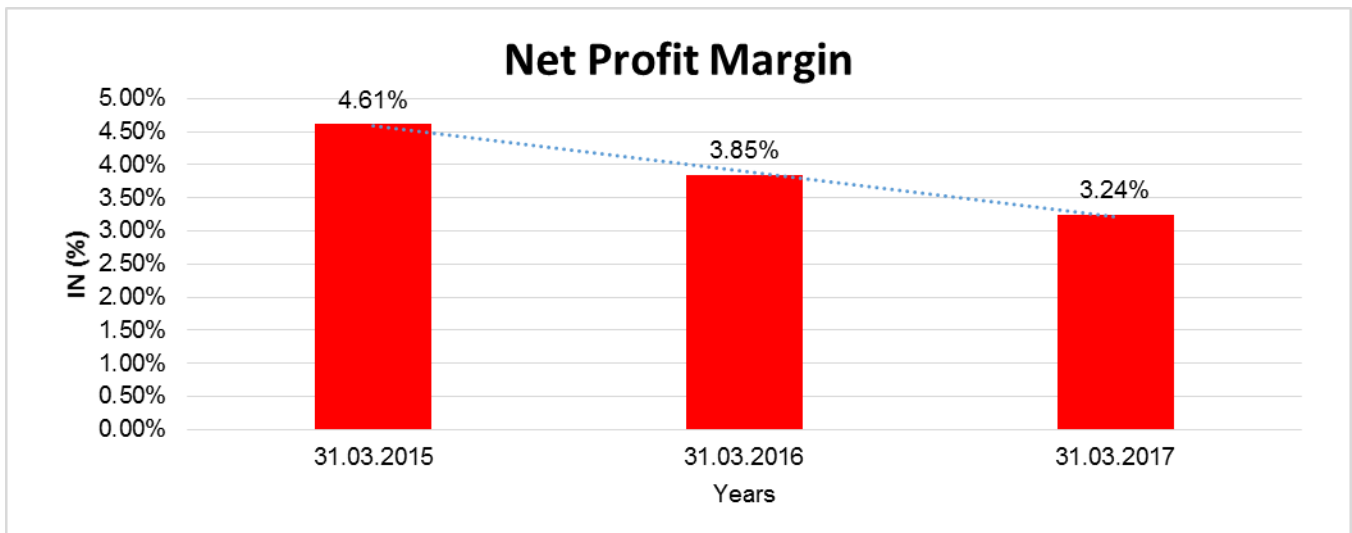
Year on Year Growth	31.03.2015	31.03.2016	31.03.2017
	INR In Million	INR In Million	INR In Million
Sales	22.370	21.978	40.204
		<b>(1.752)</b>	<b>82.928</b>

**DISCLAIMER** : This Report is **PRIVATE & CONFIDENTIAL** and it is prepared at the request of and for its use by the Subscriber only. The Subscriber shall use the contents of the Report merely as an aid to its business. Mira Inform Private Limited ("MIPL") has collated information/data in the Report, which have not been verified unless otherwise specifically mentioned in the Report. The Subscriber shall independently verify the accuracy and correctness of the information/data before in any way acting upon the same. MIPL shall not be liable for any harm, injury, loss or damage caused to the Subscriber due to default by the Subscriber's debtors/beneficiaries in fulfilling their obligations of any nature whatsoever. This Report or any of its portion shall not be used as a documentary evidence or otherwise before any investigative agencies or forum of law. This Report is confidential and proprietary to MIPL. The Subscriber and/or any other person(s) may not reproduce, publish or disclose any of the contents of the Report to others without the express authorization of MIPL. This Report is prepared and issued to the Subscriber without any risk, responsibility or liability on the part of MIPL or its officials.



**NET PROFIT MARGIN**

Net Profit Margin	31.03.2015	31.03.2016	31.03.2017
	INR In Million	INR In Million	INR In Million
Sales	22,370	21,978	40,204
Profit	1,031	0,846	1,301
	<b>4.61%</b>	<b>3.85%</b>	<b>3.24%</b>



**DISCLAIMER** : This Report is **PRIVATE & CONFIDENTIAL** and it is prepared at the request of and for its use by the Subscriber only. The Subscriber shall use the contents of the Report merely as an aid to its business. Mira Inform Private Limited ("MIPL") has collated information/data in the Report, which have not been verified unless otherwise specifically mentioned in the Report. The Subscriber shall independently verify the accuracy and correctness of the information/data before in any way acting upon the same. MIPL shall not be liable for any harm, injury, loss or damage caused to the Subscriber due to default by the Subscriber's debtors/beneficiaries in fulfilling their obligations of any nature whatsoever. This Report or any of its portion shall not be used as a documentary evidence or otherwise before any investigative agencies or forum of law. This Report is confidential and proprietary to MIPL. The Subscriber and/or any other person(s) may not reproduce, publish or disclose any of the contents of the Report to others without the express authorization of MIPL. This Report is prepared and issued to the Subscriber without any risk, responsibility or liability on the part of MIPL or its officials.

**LOCAL AGENCY FURTHER INFORMATION**

Sr. No.	Check list by info agents	Available in Report (Yes/No)
1	Year of establishment	Yes
2	Constitution of the entity -Incorporation details	Yes
3	Locality of the entity	Yes
4	Premises details	No
5	Buyer visit details	--
6	Contact numbers	Yes
7	Name of the person contacted	Yes
8	Designation of contact person	Yes
9	Promoter's background	Yes
10	Date of Birth of Proprietor / Partners / Directors	Yes
11	Pan Card No. of Proprietor / Partners	No
12	Voter Id Card No. of Proprietor / Partners	No
13	Type of business	Yes
14	Line of Business	Yes
15	Export/import details (if applicable)	Yes
16	No. of employees	Yes
17	Details of sister concerns	Yes
18	Major suppliers	No
19	Major customers	No
20	Banking Details	Yes
21	Banking facility details	Yes
22	Conduct of the banking account	--
23	Financials, if provided	Yes
24	Capital in the business	Yes
25	Last accounts filed at ROC, if applicable	Yes
26	Turnover of firm for last four years	Yes
27	Reasons for variation <> 20%	--
28	Estimation for coming financial year	Yes
29	Profitability for last three years	Yes
30	Major shareholders, if available	Yes
31	External Agency Rating, if available	No
32	Litigations that the firm/promoter involved in	--
33	Market information	--
34	Payments terms	Yes
35	Negative Reporting by Auditors in the Annual Report	No

**UNSECURED LOANS:**

(INR In Million)

Particulars	As on 31.03.2017	As on 31.03.2016
<b>LONG TERM BORROWING</b>		
From NBFCs	1.946	0.000
From Directors and Relatives	9.300	1.500
<b>Total</b>	<b>11.246</b>	<b>1.500</b>

**INDEX OF CHARGE:**

SNO	SRN	CHARGE ID	CHARGE HOLDER NAME	DATE OF CREATION	AMOUNT	ADDRESS
1	G92118967	100187074	YES BANK LIMITED	25/09/2017	40000000.0	9TH FLOOR, NEHRU CENTRE, DISCOVERY OF INDIA, DR. ANNIE BESANT ROAD, WORLI, MUMBAI MH400018IN
2	C18233858	10516731	STATE BANK OF INDIA	05/08/2014	35000000.0	SME CITY CREDIT CENTRE GROUND FLOOR, B-BLOCK, PARLIAMENT STREET NEW DELHI DL110001IN

**FIXED ASSETS:**

**Tangible Assets**

- Land
- Building
- Plant and Machinery
- Computers and Printers
- Office Equipments
- Furniture and Fixture

**CMT REPORT (Corruption, Money Laundering & Terrorism]**

The Public Notice information has been collected from various sources including but not limited to: **The Courts, India Prisons Service, Interpol, etc.**

**1] INFORMATION ON DESIGNATED PARTY**

No records exist designating subject or any of its beneficial owners, controlling shareholders or senior officers as terrorist or terrorist organization or whom notice had been received that all financial transactions involving their assets have been blocked or convicted, found guilty or against whom a judgement or order had been entered in a proceedings for violating money-laundering, anti-corruption or bribery or international economic or anti-terrorism sanction laws or whose assets were seized, blocked, frozen or ordered forfeited for violation of money laundering or international anti-terrorism laws.

**2] Court Declaration :**

No records exist to suggest that subject is or was the subject of any formal or informal allegations, prosecutions or other official proceeding for making any prohibited payments or other improper payments to government officials for engaging in prohibited transactions or with designated parties.

**3] Asset Declaration :**

No records exist to suggest that the property or assets of the subject are derived from criminal conduct or a prohibited transaction.

**4] Record on Financial Crime :**

Charges or conviction registered against subject: **None**

**5] Records on Violation of Anti-Corruption Laws :**

Charges or investigation registered against subject: **None**

**6] Records on Int'l Anti-Money Laundering Laws/Standards :**

Charges or investigation registered against subject: **None**

**7] Criminal Records**

No available information exist that suggest that subject or any of its principals have been formally charged or convicted by a competent governmental authority for any financial crime or under any formal investigation by a competent government authority for any violation of anti-corruption laws or international anti-money laundering laws or standard.

**8] Affiliation with Government :**

No record exists to suggest that any director or indirect owners, controlling shareholders, director, officer or employee of the company is a government official or a family member or close business associate of a Government official.

**9] Compensation Package :**

Our market survey revealed that the amount of compensation sought by the subject is fair and reasonable and comparable to compensation paid to others for similar services.

**10] Press Report :**

No press reports / filings exists on the subject.

**CORPORATE GOVERNANCE**

MIRA INFORM as part of its Due Diligence do provide comments on Corporate Governance to identify management and governance. These factors often have been predictive and in some cases have created vulnerabilities to credit deterioration.

Our Governance Assessment focuses principally on the interactions between a company's management, its Board of Directors, Shareholders and other financial stakeholders.

**CONTRAVENTION**

Subject is not known to have contravened any existing local laws, regulations or policies that prohibit, restrict or otherwise affect the terms and conditions that could be included in the agreement with the subject.

**FOREIGN EXCHANGE RATES**

Currency	Unit	INR
US Dollar	1	INR 72.78
UK Pound	1	INR 94.79
Euro	1	INR 84.40

**INFORMATION DETAILS**

Information Gathered by :	SWA
Analysis Done by :	DIV
Report Prepared by :	KVT

**SCORE FACTORS**

DEMERIT POINTS		
--BANK CHARGES	YES/NO	YES
--LITIGATION	YES/NO	NO
--OTHER ADVERSE INFORMATION	YES/NO	NO
MERIT POINTS		
--SOLE DISTRIBUTORSHIP	YES/NO	NO
--EXPORT ACTIVITIES	YES/NO	YES
--AFFILIATION	YES/NO	YES
--LISTED	YES/NO	NO
--OTHER MERIT FACTORS	YES/NO	YES

**RATING EXPLANATIONS**

Credit Rating	Explanation	Rating Comments
A++	Minimum Risk	Business dealings permissible with minimum risk of default
A+	Low Risk	Business dealings permissible with low risk of default
A	Acceptable Risk	Business dealings permissible with moderate risk of default
B	Medium Risk	Business dealings permissible on a regular monitoring basis
C	Medium High Risk	Business dealings permissible preferably on secured basis
D	High Risk	Business dealing not recommended or on secured terms only
NB	New Business	No recommendation can be done due to business in infancy stage
NT	No Trace	No recommendation can be done as the business is not traceable

NB is stated where there is insufficient information to facilitate rating. However, it is not to be considered as unfavourable.

This score serves as a reference to assess SC's credit risk and to set the amount of credit to be extended. It is calculated from a composite of weighted scores obtained from each of the major sections of this report. The assessed factors are as follows:

- Financial condition covering various ratios
- Company background and operations size
- Promoters / Management background
- Payment record
- Litigation against the subject
- Industry scenario / competitor analysis
- Supplier / Customer / Banker review (wherever available)

**DISCLAIMER** : This Report is **PRIVATE & CONFIDENTIAL** and it is prepared at the request of and for its use by the Subscriber only. The Subscriber shall use the contents of the Report merely as an aid to its business. Mira Inform Private Limited ("MIPL") has collated information/data in the Report, which have not been verified unless otherwise specifically mentioned in the Report. The Subscriber shall independently verify the accuracy and correctness of the information/data before in any way acting upon the same. MIPL shall not be liable for any harm, injury, loss or damage caused to the Subscriber due to default by the Subscriber's debtors/beneficiaries in fulfilling their obligations of any nature whatsoever. This Report or any of its portion shall not be used as a documentary evidence or otherwise before any investigative agencies or forum of law. This Report is confidential and proprietary to MIPL. The Subscriber and/or any other person(s) may not reproduce, publish or disclose any of the contents of the Report to others without the express authorization of MIPL. This Report is prepared and issued to the Subscriber without any risk, responsibility or liability on the part of MIPL or its officials.