

MIRA INFORM REPORT

Report No. :	532714
Report Date :	03.10.2018

IDENTIFICATION DETAILS

Name :	SCICOM UK LTD
Registered Office :	Office T15 103 Cranbrook Roadilfordessexig1 4pu
Country :	United Kingdom
Financials (as on) :	31.05.2017
Date of Incorporation :	05.05.2011
Com. Reg. No.:	07623421
Legal Form :	Private Limited with Share Capital
Line of Business :	Wholesale of metals and metal ores
No. of Employees :	2

RATING & COMMENTS

(Mira Inform has adopted New Rating mechanism w.e.f. 23rd January 2017)

MIRA's Rating :	B
------------------------	---

Credit Rating	Explanation	Rating Comments
B	Medium Risk	Business dealings permissible on a regular monitoring basis

Status :	Moderate
Payment Behaviour :	Slow but Correct
Litigation :	Clear

NOTES:

DISCLAIMER : This Report is **PRIVATE & CONFIDENTIAL** and it is prepared at the request of and for its use by the Subscriber only. The Subscriber shall use the contents of the Report merely as an aid to its business. Mira Inform Private Limited ("MIPL") has collated information/data in the Report, which have not been verified unless otherwise specifically mentioned in the Report. The Subscriber shall independently verify the accuracy and correctness of the information/data before in any way acting upon the same. MIPL shall not be liable for any harm, injury, loss or damage caused to the Subscriber due to default by the Subscriber's debtors/beneficiaries in fulfilling their obligations of any nature whatsoever. This Report or any of its portion shall not be used as a documentary evidence or otherwise before any investigative agencies or forum of law. This Report is confidential and proprietary to MIPL. The Subscriber and/or any other person(s) may not reproduce, publish or disclose any of the contents of the Report to others without the express authorization of MIPL. This Report is prepared and issued to the Subscriber without any risk, responsibility or liability on the part of MIPL or its officials.

Any query related to this report can be made on e-mail: while quoting report number, name and date.

ECGC Country Risk Classification List

Country Name	Previous Rating (31.12.2017)	Current Rating (01.04.2018)
United Kingdom	A1	A1

Risk Category	ECGC Classification
Insignificant	A1
Low Risk	A2
Moderately Low Risk	B1
Moderate Risk	B2
Moderately High Risk	C1
High Risk	C2
Very High Risk	D

UNITED KINGDOM - ECONOMIC OVERVIEW

The UK, a leading trading power and financial center, is the third largest economy in Europe after Germany and France. Agriculture is intensive, highly mechanized, and efficient by European standards, producing about 60% of food needs with less than 2% of the labor force. The UK has large coal, natural gas, and oil resources, but its oil and natural gas reserves are declining; the UK has been a net importer of energy since 2005. Services, particularly banking, insurance, and business services, are key drivers of British GDP growth. Manufacturing, meanwhile, has declined in importance but still accounts for about 10% of economic output.

In 2008, the global financial crisis hit the economy particularly hard, due to the importance of its financial sector. Falling home prices, high consumer debt, and the global economic slowdown compounded the UK's economic problems, pushing the economy into recession in the latter half of 2008 and prompting the then BROWN (Labour) government to implement a number of measures to stimulate the economy and stabilize the financial markets. Facing burgeoning public deficits and debt levels, in 2010 the then CAMERON-led coalition government (between Conservatives and Liberal Democrats) initiated an austerity program, which has continued under the Conservative government. However, the deficit still remains one of the highest in the G7, standing at 3.6% of GDP as of 2017, and the UK has pledged to lower its corporation tax from 20% to 17% by 2020. The UK had a debt burden of 90.4% GDP at the end of 2017.

The UK economy has begun to slow since the referendum vote to leave the EU in June 2016. A sustained depreciation of the British pound has increased consumer and producer prices, weighing on consumer spending without spurring a meaningful increase in exports. The UK has an extensive trade relationship with other EU members through its single market membership, and economic observers have warned the exit will jeopardize its position as the central location for European financial services. Prime Minister MAY is seeking a new "deep and special" trade relationship with the EU following the UK's exit. However, economists doubt that the UK will be able to preserve the benefits of EU membership without the obligations. The UK is expected to officially leave the EU by the end of March 2019.

Source : CIA

COMPANY NAME AND ADDRESS

Company Name: **SCICOM UK LTD**
Company No: **07623421**
Company Status: **Active - Accounts Filed**
Registered Address: **OFFICE T15 103 CRANBROOK ROAD ILFORD ESSEX IG1 4PU**

COMPANY SUMMARY

Registered Address: OFFICE T15 103 CRANBROOK ROAD, ILFORD ESSEX IG1 4PU
Trading Address: Office T15 103 Cranbrook Road, Ilford Essex IG1 4PU
Website Address: --
Telephone Number: --
Fax Number: --
TPS: --
FPS: Yes
Incorporation Date: 05/05/2011
Previous Name: --
Type: Private limited with Share Capital
FTSE Index: --
Date of Change: --
Filing Date of Accounts: 20/02/2018
Currency: GBP
Share Capital: £200
SIC07: 46720
Charity Number: --
SIC07 Description: WHOLESALE OF METALS AND METAL ORES
Principal Activity: --

ADDITIONAL INFORMATION

CCJ's: 0 (£0)

No CCJ Information To Display

Ultimate Holding Company: -
Accountant: DAVIS GRANT LIMITED
Mortgages: 2
Group: 0 companies
Linkages: 0 companies

DISCLAIMER : This Report is **PRIVATE & CONFIDENTIAL** and it is prepared at the request of and for its use by the Subscriber only. The Subscriber shall use the contents of the Report merely as an aid to its business. Mira Inform Private Limited ("MIPL") has collated information/data in the Report, which have not been verified unless otherwise specifically mentioned in the Report. The Subscriber shall independently verify the accuracy and correctness of the information/data before in any way acting upon the same. MIPL shall not be liable for any harm, injury, loss or damage caused to the Subscriber due to default by the Subscriber's debtors/beneficiaries in fulfilling their obligations of any nature whatsoever. This Report or any of its portion shall not be used as a documentary evidence or otherwise before any investigative agencies or forum of law. This Report is confidential and proprietary to MIPL. The Subscriber and/or any other person(s) may not reproduce, publish or disclose any of the contents of the Report to others without the express authorization of MIPL. This Report is prepared and issued to the Subscriber without any risk, responsibility or liability on the part of MIPL or its officials.

Countries In 0 countries

KEY FINANCIALS

Year to Date	Turnover	Pre Tax Profit	Shareholder's Funds	Employees
31/05/2017	-	-	£5,983	2
31/05/2016	-	-	£55,066	3
31/05/2015	-	-	£34,187	-

MORTGAGE SUMMARY

Total Mortgage	2
Outstanding	2
Satisfied	0

TRADE DEBTORS / BAD DEBT SUMMARY

Total Number of Documented Trade	0
Total Value of Documented Trade	£0

COMMENTARY

This company has been treated as a Small company in respect of the rating/limit generated.
The latest Balance Sheet indicates a positive net working capital position.
The high debt/equity ratio indicates that assets are funded primarily by creditors rather than equity/reinvested profits.
There has been a reduction in shareholders funds compared with the previous balance sheet.
This company trades in an industry with a moderate level of corporate failures.

CCJ

Total Number of Exact CCJs -	0	Total Value of Exact CCJs -	
Total Number of Possible CCJs -	0	Total Value of Possible CCJs -	
Total Number of Satisfied CCJs -	0	Total Value of Satisfied CCJs -	

DISCLAIMER : This Report is **PRIVATE & CONFIDENTIAL** and it is prepared at the request of and for its use by the Subscriber only. The Subscriber shall use the contents of the Report merely as an aid to its business. Mira Inform Private Limited ("MIPL") has collated information/data in the Report, which have not been verified unless otherwise specifically mentioned in the Report. The Subscriber shall independently verify the accuracy and correctness of the information/data before in any way acting upon the same. MIPL shall not be liable for any harm, injury, loss or damage caused to the Subscriber due to default by the Subscriber's debtors/beneficiaries in fulfilling their obligations of any nature whatsoever. This Report or any of its portion shall not be used as a documentary evidence or otherwise before any investigative agencies or forum of law. This Report is confidential and proprietary to MIPL. The Subscriber and/or any other person(s) may not reproduce, publish or disclose any of the contents of the Report to others without the express authorization of MIPL. This Report is prepared and issued to the Subscriber without any risk, responsibility or liability on the part of MIPL or its officials.

Total Number of Writs -	-		
-------------------------	---	--	--

Total Current Directors	2	Total Current Secretaries	0
Total Previous Directors / Company Secretaries	0	Total Person's With Significant Control	2

CURRENT DIRECTORS

Title	Mr	Function	Director
Name	Firoz Pir Surti	Nationality	British
Date of Birth	12/1978	Present Appointments	1
Latest Address	Office T15 103 Cranbrook Road, Ilford, Essex	Appointment Date	05/05/2011
Post Code	IG1 4PU		
Title	Mrs	Function	Director
Name	Shahin Surti	Nationality	British
Date of Birth	02/1979	Present Appointments	1
Latest Address	Office T15 103 Cranbrook Road, Ilford, Essex	Appointment Date	16/08/2012
Post Code	IG1 4PU		

TOP SHAREHOLDERS
















Name	Currency	Share Count	Share Type	Nominal Value	% of Total Share Count
FIROZ PEERMOHAMED SURTI	GBP	100	ORDINARY A	1	50
SHAHIN SURTI	GBP	100	ORDINARY B	1	50

FINANCIALS








PROFIT & LOSS

Date Of Accounts	31/05/17	(%)	31/05/16	(%)	31/05/15	(%)	31/05/14	(%)	31/05/13
Weeks	52	(%)	52	(%)	52	(%)	52	(%)	52
Currency	GBP	(%)	GBP	(%)	GBP	(%)	GBP	(%)	GBP











DISCLAIMER : This Report is **PRIVATE & CONFIDENTIAL** and it is prepared at the request of and for its use by the Subscriber only. The Subscriber shall use the contents of the Report merely as an aid to its business. Mira Inform Private Limited ("MIPL") has collated information/data in the Report, which have not been verified unless otherwise specifically mentioned in the Report. The Subscriber shall independently verify the accuracy and correctness of the information/data before in any way acting upon the same. MIPL shall not be liable for any harm, injury, loss or damage caused to the Subscriber due to default by the Subscriber's debtors/beneficiaries in fulfilling their obligations of any nature whatsoever. This Report or any of its portion shall not be used as a documentary evidence or otherwise before any investigative agencies or forum of law. This Report is confidential and proprietary to MIPL. The Subscriber and/or any other person(s) may not reproduce, publish or disclose any of the contents of the Report to others without the express authorization of MIPL. This Report is prepared and issued to the Subscriber without any risk, responsibility or liability on the part of MIPL or its officials.

	Consolidated A/cs	N	(%)	N	(%)	N	(%)	N	(%)	N
	Turnover	-	-	-	-	-	-	-	-	-
	Export	-	-	-	-	-	-	-	-	-
	Cost of Sales	-	-	-	-	-	-	-	-	-
	Gross Profit	-	-	-	-	-	-	-	-	-
	Wages & Salaries	-	-	-	-	-	-	-	-	-
	Directors Emoluments	-	-	-	-	-	-	-	-	-
	Operating Profit	-	-	-	-	-	-	-	-	-
	Depreciation	£1,381	- 20.4%	£1,735	28.3%	£1,352	101.2%	£672	- 17.6%	£816
	Audit Fees	-	-	-	-	-	-	-	-	-
	Interest Payments	-	-	-	-	-	-	-	-	-
	Pre Tax Profit	-	-	-	-	-	-	-	-	-
	Taxation	-	-	-	-	-	-	-	-	-
	Profit After Tax	-	-	-	-	-	-	-	-	-
	Dividends Payable	-	-	-	-	-	-	-	-	-
	Retained Profit	-	-	-	-	-	-	-	-	-






BALANCE SHEET

	Date Of Accounts	31/05/17	(%)	31/05/16	(%)	31/05/15	(%)	31/05/14	(%)	31/05/13
	Tangible Assets	£2,596	-34.7%	£3,977	11.3%	£3,573	101.3 %	£1,775	-27.5%	£2,447
	Intangible Assets	0	-	0	-	0	-	0	-	0
	Total Fixed Assets	£2,596	-34.7%	£3,977	11.3%	£3,573	101.3 %	£1,775	-27.5%	£2,447
	Stock	0	-100%	£88,511	184.5 %	£31,109	-	0	-	0
	Trade Debtors	£180,952	7.4%	£168,543	-29.7%	£239,850	-	0	-100%	£23,867
	Cash	£36,357	999.9 %	£74	-99.7%	£27,657	297.7 %	£6,954	999.9 %	£140
	Other	£7,779	-93.9%	£128,05	-	0	-100%	£11,076	-	0

DISCLAIMER : This Report is **PRIVATE & CONFIDENTIAL** and it is prepared at the request of and for its use by the Subscriber only. The Subscriber shall use the contents of the Report merely as an aid to its business. Mira Inform Private Limited ("MIPL") has collated information/data in the Report, which have not been verified unless otherwise specifically mentioned in the Report. The Subscriber shall independently verify the accuracy and correctness of the information/data before in any way acting upon the same. MIPL shall not be liable for any harm, injury, loss or damage caused to the Subscriber due to default by the Subscriber's debtors/beneficiaries in fulfilling their obligations of any nature whatsoever. This Report or any of its portion shall not be used as a documentary evidence or otherwise before any investigative agencies or forum of law. This Report is confidential and proprietary to MIPL. The Subscriber and/or any other person(s) may not reproduce, publish or disclose any of the contents of the Report to others without the express authorization of MIPL. This Report is prepared and issued to the Subscriber without any risk, responsibility or liability on the part of MIPL or its officials.






	Debtors			3						
	Miscellaneous Current Assets	0	-	0	-	0	-	0	-	0
	Total Current Assets	£225,088	-41.6%	£385,181	29%	£298,616	999.9%	£18,030	-24.9%	£24,007
	Trade Creditors	£33,736	-51.8%	£70,032	-73.3%	£262,111	999.9%	£14,157	41.4%	£10,015
	Bank Loans & Overdrafts	£59,308	-18.7%	£72,960	-	0	-	0	-	0
	Other Short Term Finance	0	-	0	-100%	£5,176	-	0	-100%	£3,194
	Miscellaneous Current Liabilities	£127,862	-32.8%	£190,305	-	0	-	0	-	0
	Total Current Liabilities	£220,906	-33.7%	£333,297	24.7%	£267,287	999.9%	£14,157	7.2%	£13,209
	Bank Loans & Overdrafts and LTL	£60,103	-18.5%	£73,755	999.9%	£715	101.4%	£355	-	0
	Other Long Term Finance	0	-	0	-	0	-	0	-	0
	Total Long Term Liabilities	£795	-	£795	11.2%	£715	101.4%	£355	-	0

CAPITAL & RESERVES





	Date Of Accounts	31/05/17	(%)	31/05/16	(%)	31/05/15	(%)	31/05/14	(%)	31/05/13
	Called Up Share Capital	£200	-	£200	-	£200	-	£200	-	£200
	P & L Account Reserve	£5,783	-89.5%	£54,866	61.4%	£33,987	567.3%	£5,093	-61%	£13,045
	Revaluation Reserve	-	-	-	-	-	-	-	-	-
	Sundry Reserves	-	-	-	-	-	-	-	-	-
	Shareholder Funds	£5,983	-89.1%	£55,066	61.1%	£34,187	545.9%	£5,293	-60%	£13,245

OTHER FINANCIAL ITEMS



DISCLAIMER : This Report is **PRIVATE & CONFIDENTIAL** and it is prepared at the request of and for its use by the Subscriber only. The Subscriber shall use the contents of the Report merely as an aid to its business. Mira Inform Private Limited ("MIPL") has collated information/data in the Report, which have not been verified unless otherwise specifically mentioned in the Report. The Subscriber shall independently verify the accuracy and correctness of the information/data before in any way acting upon the same. MIPL shall not be liable for any harm, injury, loss or damage caused to the Subscriber due to default by the Subscriber's debtors/beneficiaries in fulfilling their obligations of any nature whatsoever. This Report or any of its portion shall not be used as a documentary evidence or otherwise before any investigative agencies or forum of law. This Report is confidential and proprietary to MIPL. The Subscriber and/or any other person(s) may not reproduce, publish or disclose any of the contents of the Report to others without the express authorization of MIPL. This Report is prepared and issued to the Subscriber without any risk, responsibility or liability on the part of MIPL or its officials.

	Date Of Accounts	31/05/17	(%)	31/05/16	(%)	31/05/15	(%)	31/05/14	(%)	31/05/13
	Net Worth	£5,983	- 89.1%	£55,066	61.1%	£34,187	545.9%	£5,293	-60%	£13,245
	Working Capital	£4,182	- 91.9%	£51,884	65.6%	£31,329	708.9%	£3,873	- 64.1%	£10,798
	Total Assets	£227,684	- 41.5%	£389,158	28.8%	£302,189	999.9%	£19,805	- 25.1%	£26,454
	Total Liabilities	£221,701	- 33.6%	£334,092	24.7%	£268,002	999.9%	£14,512	9.9%	£13,209
	Net Assets	£5,983	- 89.1%	£55,066	61.1%	£34,187	545.9%	£5,293	-60%	£13,245

CASH FLOW















	Date Of Accounts	31/05/17	(%)	31/05/16	(%)	31/05/15	(%)	31/05/14	(%)	31/05/13
	Net Cashflow from Operations	-	-	-	-	-	-	-	-	-
	Net Cashflow before Financing	-	-	-	-	-	-	-	-	-
	Net Cashflow from Financing	-	-	-	-	-	-	-	-	-
	Increase in Cash	-	-	-	-	-	-	-	-	-

MISCELLANEOUS

	Date Of Accounts	31/05/17	(%)	31/05/16	(%)	31/05/15	(%)	31/05/14	(%)	31/05/13
	Contingent Liability	NO	-	NO	-	NO	-	NO	-	NO
	Capital Employed	£6,778	- 87.9%	£55,861	60.1%	£34,902	518%	£5,648	- 57.4%	£13,245
	Number of Employees	2	- 33.3%	3	-	-	-	-	-	-
	Accountants	DAVIS GRANT LIMITED								
	Auditors									
	Auditor Comments	The company is exempt from audit								
	Bankers									
	Bank Branch Code									

DISCLAIMER : This Report is **PRIVATE & CONFIDENTIAL** and it is prepared at the request of and for its use by the Subscriber only. The Subscriber shall use the contents of the Report merely as an aid to its business. Mira Inform Private Limited ("MIPL") has collated information/data in the Report, which have not been verified unless otherwise specifically mentioned in the Report. The Subscriber shall independently verify the accuracy and correctness of the information/data before in any way acting upon the same. MIPL shall not be liable for any harm, injury, loss or damage caused to the Subscriber due to default by the Subscriber's debtors/beneficiaries in fulfilling their obligations of any nature whatsoever. This Report or any of its portion shall not be used as a documentary evidence or otherwise before any investigative agencies or forum of law. This Report is confidential and proprietary to MIPL. The Subscriber and/or any other person(s) may not reproduce, publish or disclose any of the contents of the Report to others without the express authorization of MIPL. This Report is prepared and issued to the Subscriber without any risk, responsibility or liability on the part of MIPL or its officials.

RATIOS

	Date Of Accounts	31/05/17	31/05/16	31/05/15	31/05/14	31/05/13
	Pre-tax profit margin %	-	-	-	-	-
	Current ratio	1.02	1.16	1.12	1.27	1.82
	Sales/Net Working Capital	-	-	-	-	-
	Gearing %	1004.60	133.90	2.10	6.70	0
	Equity in %	2.60	14.20	11.30	26.70	50.10
	Creditor Days	-	-	-	-	-
	Debtor Days	-	-	-	-	-
	Liquidity/Acid Test	1.01	0.89	1	1.27	1.81
	Return On Capital Employed %	-	-	-	-	-
	Return On Total Assets Employed %	-	-	-	-	-
	Current Debt Ratio	36.92	6.05	7.81	2.67	0.99
	Total Debt Ratio	37.05	6.06	7.83	2.74	0.99
	Stock Turnover Ratio %	-	-	-	-	-
	Return on Net Assets Employed %	-	-	-	-	-

REPORT NOTES

There are no notes to display.

STATUS HISTORY

No Status History found

EVENT HISTORY

Date	Description
23/02/2018	New Accounts Filed

DISCLAIMER : This Report is **PRIVATE & CONFIDENTIAL** and it is prepared at the request of and for its use by the Subscriber only. The Subscriber shall use the contents of the Report merely as an aid to its business. Mira Inform Private Limited ("MIPL") has collated information/data in the Report, which have not been verified unless otherwise specifically mentioned in the Report. The Subscriber shall independently verify the accuracy and correctness of the information/data before in any way acting upon the same. MIPL shall not be liable for any harm, injury, loss or damage caused to the Subscriber due to default by the Subscriber's debtors/beneficiaries in fulfilling their obligations of any nature whatsoever. This Report or any of its portion shall not be used as a documentary evidence or otherwise before any investigative agencies or forum of law. This Report is confidential and proprietary to MIPL. The Subscriber and/or any other person(s) may not reproduce, publish or disclose any of the contents of the Report to others without the express authorization of MIPL. This Report is prepared and issued to the Subscriber without any risk, responsibility or liability on the part of MIPL or its officials.

23/02/2018	New Accounts Filed
04/12/2017	Confirmation Statement
30/11/2017	Change in Reg. Office
24/05/2017	Confirmation Statement
17/02/2017	New Accounts Filed
14/05/2016	Annual Returns
19/01/2016	New Accounts Filed
04/07/2015	Annual Returns
12/02/2015	Change in Reg. Office
12/02/2015	Change of Company Postcode
14/01/2015	New Accounts Filed
14/01/2015	New Accounts Filed
03/09/2014	Annual Returns
12/08/2014	Annual Returns

PREVIOUS COMPANY NAMES

No Previous Names found

WRIT DETAILS

No writs found

STATISTICS

Group	-
Linkages	0 companies
Countries	In 0 countries

SUMMARY

Holding Company	-
Ownership Status	
Ultimate Holding Company	-

DISCLAIMER : This Report is **PRIVATE & CONFIDENTIAL** and it is prepared at the request of and for its use by the Subscriber only. The Subscriber shall use the contents of the Report merely as an aid to its business. Mira Inform Private Limited ("MIPL") has collated information/data in the Report, which have not been verified unless otherwise specifically mentioned in the Report. The Subscriber shall independently verify the accuracy and correctness of the information/data before in any way acting upon the same. MIPL shall not be liable for any harm, injury, loss or damage caused to the Subscriber due to default by the Subscriber's debtors/beneficiaries in fulfilling their obligations of any nature whatsoever. This Report or any of its portion shall not be used as a documentary evidence or otherwise before any investigative agencies or forum of law. This Report is confidential and proprietary to MIPL. The Subscriber and/or any other person(s) may not reproduce, publish or disclose any of the contents of the Report to others without the express authorization of MIPL. This Report is prepared and issued to the Subscriber without any risk, responsibility or liability on the part of MIPL or its officials.

GROUP STRUCTURE FULL

No Group Structure

MORTGAGE DETAILS

Mortgage Type:			
Date Charge Created:	11/05/17		
Date Charge Registered:	16/05/17		
Date Charge Satisfied:	-		
Status:	OUTSTANDING		
Person(s) Entitled:	SYNERGY IN TRADE LTD;		
Amount Secured:			
Details:	CONTAINS FIXED CHARGE.CONTAINS FLOATINGCHARGE.FLOATING CHARGE COVERS ALL THE PROPERTY OR UNDERTAKING OF THE COMPANY.CONTAINS NEGATIVE PLEDGE.		
Mortgage Type:			
Date Charge Created:	26/10/15		
Date Charge Registered:	29/10/15		
Date Charge Satisfied:	-		
Status:	OUTSTANDING		
Person(s) Entitled:	HSBC BANK PLC;		
Amount Secured:			
Details:	A FIXED AND FLOATING CHARGE OVER ALL ASSETSCONTAINS FIXED CHARGE.CONTAINS FLOATING CHARGE.FLOATING CHARGE COVERS ALL THE PROPERTY OR UNDERTAKING OF THE COMPANY.CONTAINS NEGATIVE PLEDGE.		

PREVIOUS DIRECTOR/COMPANY SECRETARIES

No Previous Director Details			
Total Persons With Significant Control	2	Total Statements	0
Active	2	Active	0
Ceased	0	Ceased	0

ACTIVE PERSONS WITH SIGNIFICANT CONTROL

Name	Mr Firoz Pir Surti	Kind	Individual Person With Significant Control
Address	Office T15 103 Cranbrook Road, Ilford, Essex	Country Of	United Kingdom

DISCLAIMER : This Report is **PRIVATE & CONFIDENTIAL** and it is prepared at the request of and for its use by the Subscriber only. The Subscriber shall use the contents of the Report merely as an aid to its business. Mira Inform Private Limited ("MIPL") has collated information/data in the Report, which have not been verified unless otherwise specifically mentioned in the Report. The Subscriber shall independently verify the accuracy and correctness of the information/data before in any way acting upon the same. MIPL shall not be liable for any harm, injury, loss or damage caused to the Subscriber due to default by the Subscriber's debtors/beneficiaries in fulfilling their obligations of any nature whatsoever. This Report or any of its portion shall not be used as a documentary evidence or otherwise before any investigative agencies or forum of law. This Report is confidential and proprietary to MIPL. The Subscriber and/or any other person(s) may not reproduce, publish or disclose any of the contents of the Report to others without the express authorization of MIPL. This Report is prepared and issued to the Subscriber without any risk, responsibility or liability on the part of MIPL or its officials.

		Residence	
Post Code	IG1 4PU	Nationality	British
Date of Birth	12/1978	Notified On	06/04/2016
Nature Of Control	Ownership Of Shares 25 To 50 Percent,Voting Rights 25 To 50 Percent,Right To Appoint And Remove Directors		
Name	Mrs Shahin Surti	Kind	Individual Person With Significant Control
Address	Office T15 103 Cranbrook Road, Ilford, Essex	Country Of Residence	United Kingdom
Post Code	IG1 4PU	Nationality	British
Date of Birth	02/1979	Notified On	06/04/2016
Nature Of Control	Ownership Of Shares 25 To 50 Percent,Voting Rights 25 To 50 Percent		

CEASED PERSONS WITH SIGNIFICANT CONTROL

No Ceased Persons With Significant Control To Display

ACTIVE STATEMENTS

No Active Statements To Display

CEASED STATEMENTS

No Ceased Statements To Display

Average Invoice Value	£69.76
Invoices available	1
Paid	1
Outstanding	0

Trade Payment Data is information that we collect from selected third party partners who send us information about their whole sales ledger.

	Within Terms	0-30 Days	31-60 Days	61-90 Days	91+ Days
Paid	1	0	0	0	0
Outstanding	0	0	0	0	0

DISCLAIMER : This Report is **PRIVATE & CONFIDENTIAL** and it is prepared at the request of and for its use by the Subscriber only. The Subscriber shall use the contents of the Report merely as an aid to its business. Mira Inform Private Limited ("MIPL") has collated information/data in the Report, which have not been verified unless otherwise specifically mentioned in the Report. The Subscriber shall independently verify the accuracy and correctness of the information/data before in any way acting upon the same. MIPL shall not be liable for any harm, injury, loss or damage caused to the Subscriber due to default by the Subscriber's debtors/beneficiaries in fulfilling their obligations of any nature whatsoever. This Report or any of its portion shall not be used as a documentary evidence or otherwise before any investigative agencies or forum of law. This Report is confidential and proprietary to MIPL. The Subscriber and/or any other person(s) may not reproduce, publish or disclose any of the contents of the Report to others without the express authorization of MIPL. This Report is prepared and issued to the Subscriber without any risk, responsibility or liability on the part of MIPL or its officials.

FOREIGN EXCHANGE RATES

Currency	Unit	Indian Rupees
US Dollar	1	INR 72.80
UK Pound	1	INR 94.88
Euro	1	INR 84.38
GBP	1	INR 95.26

Note: Above are approximate rates obtained from sources believed to be correct

INFORMATION DETAILS

Analysis Done by :	VIV
Report Prepared by :	NIT

DISCLAIMER : This Report is **PRIVATE & CONFIDENTIAL** and it is prepared at the request of and for its use by the Subscriber only. The Subscriber shall use the contents of the Report merely as an aid to its business. Mira Inform Private Limited ("MIPL") has collated information/data in the Report, which have not been verified unless otherwise specifically mentioned in the Report. The Subscriber shall independently verify the accuracy and correctness of the information/data before in any way acting upon the same. MIPL shall not be liable for any harm, injury, loss or damage caused to the Subscriber due to default by the Subscriber's debtors/beneficiaries in fulfilling their obligations of any nature whatsoever. This Report or any of its portion shall not be used as a documentary evidence or otherwise before any investigative agencies or forum of law. This Report is confidential and proprietary to MIPL. The Subscriber and/or any other person(s) may not reproduce, publish or disclose any of the contents of the Report to others without the express authorization of MIPL. This Report is prepared and issued to the Subscriber without any risk, responsibility or liability on the part of MIPL or its officials.

RATING EXPLANATIONS

Credit Rating	Explanation	Rating Comments
A++	Minimum Risk	Business dealings permissible with minimum risk of default
A+	Low Risk	Business dealings permissible with low risk of default
A	Acceptable Risk	Business dealings permissible with moderate risk of default
B	Medium Risk	Business dealings permissible on a regular monitoring basis
C	Medium High Risk	Business dealings permissible preferably on secured basis
D	High Risk	Business dealing not recommended or on secured terms only
NB	New Business	No recommendation can be done due to business in infancy stage
NT	No Trace	No recommendation can be done as the business is not traceable

NB is stated where there is insufficient information to facilitate rating. However, it is not to be considered as unfavourable.

This score serves as a reference to assess SC's credit risk and to set the amount of credit to be extended. It is calculated from a composite of weighted scores obtained from each of the major sections of this report. The assessed factors are as follows:

- Financial condition covering various ratios
- Company background and operations size
- Promoters / Management background
- Payment record
- Litigation against the subject
- Industry scenario / competitor analysis
- Supplier / Customer / Banker review (wherever available)