

NAVRATANMAL ASHOK KUMAR SURANA WOOLLEN PRIVATE LIMITED -532807 PAGE NO. :

MIRA INFORM REPORT

Report No. :	532807
Report Date :	04.10.2018

IDENTIFICATION DETAILS

Name :	NAVRATANMAL ASHOK KUMAR SURANA WOOLLEN PRIVATE LIMITED
Registered Office :	131 C-Wing Mittal Tower, 13 th Floor, Nariman Point, Mumbai – 400021, Maharashtra
Tel. No.:	91-22-22870443
Country :	India
Financials (as on) :	31.03.2017
Date of Incorporation :	29.09.2004
Capital Investment / Paid-up Capital :	INR 7.680 Million
CIN No.: [Company Identification No.]	U17113MH2004PTC148863
PAN No.: [Permanent Account No.]	AABCN9866B
GSTN : [Goods & Service Tax Registration No.]	Not Available
Legal Form :	Private Limited Liability Company
Line of Business :	The company is engaged in the business of Trading and Manufacturing of Wool and Related Products etc. [Registered Activity]
No. of Employees :	Not Available

RATING & COMMENTS

(Mira Inform has adopted New Rating mechanism w.e.f. 23rd January 2017)

MIRA's Rating :

A

DISCLAIMER : This Report is **PRIVATE & CONFIDENTIAL** and it is prepared at the request of and for its use by the Subscriber only. The Subscriber shall use the contents of the Report merely as an aid to its business. Mira Inform Private Limited ("MIPL") has collated information/data in the Report, which have not been verified unless otherwise specifically mentioned in the Report. The Subscriber shall independently verify the accuracy and correctness of the information/data before in any way acting upon the same. MIPL shall not be liable for any harm, injury, loss or damage caused to the Subscriber due to default by the Subscriber's debtors/beneficiaries in fulfilling their obligations of any nature whatsoever. This Report or any of its portion shall not be used as a documentary evidence or otherwise before any investigative agencies or forum of law. This Report is confidential and proprietary to MIPL. The Subscriber and/or any other person(s) may not reproduce, publish or disclose any of the contents of the Report to others without the express authorization of MIPL. This Report is prepared and issued to the Subscriber without any risk, responsibility or liability on the part of MIPL or its officials.

Credit Rating	Explanation	Rating Comments
A	Acceptable Risk	Business dealings permissible with moderate risk of default

Maximum Credit Limit :	USD 569000
Status :	Satisfactory
Payment Behaviour :	Usually correct
Litigation :	Clear
Comments :	<p>Subject is an established company incorporated in the year 2004 having satisfactory track record.</p> <p>For the financial year ended 2017, revenue and profit of the company has declined.</p> <p>However, the company possesses sound financial profile marked by healthy net worth base along with negligible debt recorded by the company</p> <p>The company also derives strength from its established track record of business operations</p> <p>Trade relations are reported as fair. Business is active. Payments terms are reported to be usually correct and as per commitments</p> <p>The company can be considered for business dealings at usual trade terms and conditions.</p>

NOTES :

Any query related to this report can be made on e-mail : infodept@mirainform.com while quoting report number, name and date.

ECGC Country Risk Classification List

Country Name	Previous Rating (31.12.2017)	Current Rating (01.04.2018)
India	A1	A1

Risk Category	ECGC Classification
Insignificant	A1
Low Risk	A2
Moderately Low Risk	B1
Moderate Risk	B2
Moderately High Risk	C1
High Risk	C2

DISCLAIMER : This Report is **PRIVATE & CONFIDENTIAL** and it is prepared at the request of and for its use by the Subscriber only. The Subscriber shall use the contents of the Report merely as an aid to its business. Mira Inform Private Limited ("MIPL") has collated information/data in the Report, which have not been verified unless otherwise specifically mentioned in the Report. The Subscriber shall independently verify the accuracy and correctness of the information/data before in any way acting upon the same. MIPL shall not be liable for any harm, injury, loss or damage caused to the Subscriber due to default by the Subscriber's debtors/beneficiaries in fulfilling their obligations of any nature whatsoever. This Report or any of its portion shall not be used as a documentary evidence or otherwise before any investigative agencies or forum of law. This Report is confidential and proprietary to MIPL. The Subscriber and/or any other person(s) may not reproduce, publish or disclose any of the contents of the Report to others without the express authorization of MIPL. This Report is prepared and issued to the Subscriber without any risk, responsibility or liability on the part of MIPL or its officials.

Very High Risk	D
----------------	---

EXTERNAL AGENCY RATING

NOT AVAILABLE

RBI DEFAULTERS' LIST STATUS

Subject's name is not enlisted as a defaulter in the publicly available RBI Defaulters' list.

EPF (Employee Provident Fund) DEFAULTERS' LIST STATUS

Subject's name is not enlisted as a defaulter in the publicly available EPF (Employee Provident Fund) Defaulters' list as of 31-03-2018.

BIFR (Board for Industrial & Financial Reconstruction) LISTING STATUS

Subject's name is not listed as a Sick Unit in the publicly available BIFR (Board for Industrial & Financial Reconstruction) list as of 04.10.2018.

IBBI (Insolvency and Bankruptcy Board of India) LISTING STATUS

Subject's name is not listed in the publicly available IBBI (Insolvency and Bankruptcy Board of India) list as of report date.

INFORMATION DENIED

MANAGEMENT NON-COOPERATIVE (Tel. No.: 91-22-22870443)

LOCATIONS

Registered Office :	131 C-Wing Mittal Tower, 13 th Floor, Nariman Point, Mumbai – 400021, Maharashtra, India
Tel. No.:	91-22-22870443 / 44 / 45
Fax No.:	91-22-22870446
E-Mail :	difsl@yahoo.co.in surananm@datainfosys.net
Website :	www.woolindia.in

DISCLAIMER : This Report is **PRIVATE & CONFIDENTIAL** and it is prepared at the request of and for its use by the Subscriber only. The Subscriber shall use the contents of the Report merely as an aid to its business. Mira Inform Private Limited ("MIPL") has collated information/data in the Report, which have not been verified unless otherwise specifically mentioned in the Report. The Subscriber shall independently verify the accuracy and correctness of the information/data before in any way acting upon the same. MIPL shall not be liable for any harm, injury, loss or damage caused to the Subscriber due to default by the Subscriber's debtors/beneficiaries in fulfilling their obligations of any nature whatsoever. This Report or any of its portion shall not be used as a documentary evidence or otherwise before any investigative agencies or forum of law. This Report is confidential and proprietary to MIPL. The Subscriber and/or any other person(s) may not reproduce, publish or disclose any of the contents of the Report to others without the express authorization of MIPL. This Report is prepared and issued to the Subscriber without any risk, responsibility or liability on the part of MIPL or its officials.

NAVRATANMAL ASHOK KUMAR SURANA WOOLLEN PRIVATE LIMITED -532807 PAGE NO. : 1

Branch Office :	Bandron Ka Bas, Rani Bazar, Bikaner – 334 001, Rajasthan, India
------------------------	---

DIRECTORS

AS ON 31.03.2018

Name :	Mr. Naresh Navratanmal Surana		
Designation :	Director		
Address :	C-46 Sadulganj, Bikaner – 334 005, Rajasthan, India		
Date of Birth/Age :	26.11.1973		
Date of Appointment :	29.09.2004		
DIN No.:	00740426		
Other Directorship:			
CIN/FCRN	Company Name	Begin Date	End Date
U33200MH1998PTC113391	V I P OPTICAL INDUSTRIES PRIVATE LIMITED	09/01/2007	-
U18101MH1999PTC118531	BIKANER WOOLTEX PRIVATE LIMITED	22/05/2010	-
Name :	Mr. Ashok Kumar Surana		
Designation :	Director		
Address :	C-46 Sadulganj, Bikaner – 334 005, Rajasthan, India		
Date of Birth/Age :	01.05.1965		
Date of Appointment :	29.09.2004		
DIN No.:	00755269		
Other Directorship:			
CIN/FCRN	Company Name	Begin Date	End Date
U33200MH1998PTC113391	V I P OPTICAL INDUSTRIES PRIVATE LIMITED	09/01/2007	-
U18101MH1999PTC118531	BIKANER WOOLTEX PRIVATE LIMITED	22/05/2010	-

MAJOR SHAREHOLDERS

AS ON 31.03.2016

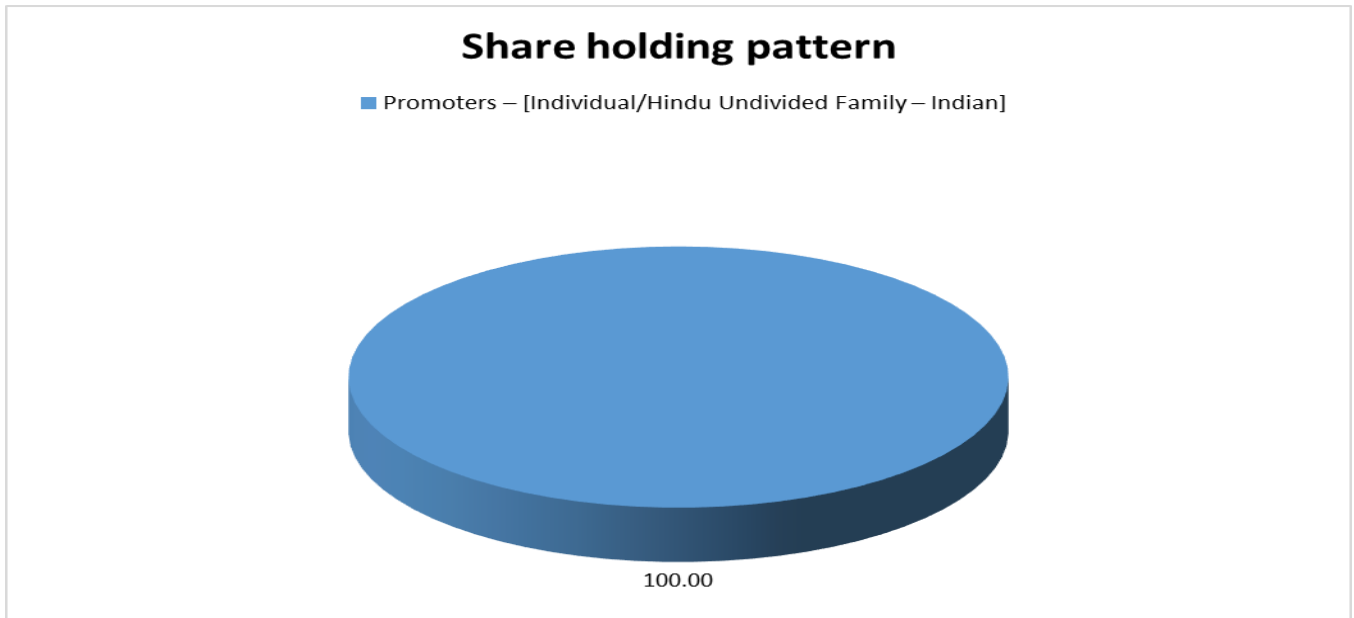
Names of Shareholders	No. of Shares
Ashok Kumar Surana	319700
Naresh Kumar Surana	325260
Jhankar Kanwar Surana	2500
Sunita Surana	50000
Vinita Surana	50000
Vishwas Surana	10300
Sneha Surana	10200
Total	767960

AS ON 30.09.2016

DISCLAIMER : This Report is **PRIVATE & CONFIDENTIAL** and it is prepared at the request of and for its use by the Subscriber only. The Subscriber shall use the contents of the Report merely as an aid to its business. Mira Inform Private Limited ("MIPL") has collated information/data in the Report, which have not been verified unless otherwise specifically mentioned in the Report. The Subscriber shall independently verify the accuracy and correctness of the information/data before in any way acting upon the same. MIPL shall not be liable for any harm, injury, loss or damage caused to the Subscriber due to default by the Subscriber's debtors/beneficiaries in fulfilling their obligations of any nature whatsoever. This Report or any of its portion shall not be used as a documentary evidence or otherwise before any investigative agencies or forum of law. This Report is confidential and proprietary to MIPL. The Subscriber and/or any other person(s) may not reproduce, publish or disclose any of the contents of the Report to others without the express authorization of MIPL. This Report is prepared and issued to the Subscriber without any risk, responsibility or liability on the part of MIPL or its officials.

NAVRATANMAL ASHOK KUMAR SURANA WOOLLEN PRIVATE LIMITED -532807 PAGE NO. : 5

Equity Share Break up	Percentage
Category	
Promoters – [Individual/Hindu Undivided Family – Indian]	100.00
Total	100.00



BUSINESS DETAILS

Line of Business :	The company is engaged in the business of Trading and Manufacturing of Wool and Related Products etc. [Registered Activity]	
Products / Services :	ITC Code 52064200	Product/ Services Description COTTON YARN
Brand Names :	Not Available	
Agencies Held :	Not Available	
Exports :	Not Available	
Imports :	Not Available	
Terms :	Not Available	

PRODUCTION STATUS – (NOT AVAILABLE)

GENERAL INFORMATION

DISCLAIMER : This Report is **PRIVATE & CONFIDENTIAL** and it is prepared at the request of and for its use by the Subscriber only. The Subscriber shall use the contents of the Report merely as an aid to its business. Mira Inform Private Limited ("MIPL") has collated information/data in the Report, which have not been verified unless otherwise specifically mentioned in the Report. The Subscriber shall independently verify the accuracy and correctness of the information/data before in any way acting upon the same. MIPL shall not be liable for any harm, injury, loss or damage caused to the Subscriber due to default by the Subscriber's debtors/beneficiaries in fulfilling their obligations of any nature whatsoever. This Report or any of its portion shall not be used as a documentary evidence or otherwise before any investigative agencies or forum of law. This Report is confidential and proprietary to MIPL. The Subscriber and/or any other person(s) may not reproduce, publish or disclose any of the contents of the Report to others without the express authorization of MIPL. This Report is prepared and issued to the Subscriber without any risk, responsibility or liability on the part of MIPL or its officials.

NAVRATANMAL ASHOK KUMAR SURANA WOOLLEN PRIVATE LIMITED -532807 PAGE NO. : 0

Suppliers :	<ul style="list-style-type: none"> • APS International Private Limited • Kothari Spinners Private Limited • HMP Wollen Mills Private Limited • Oswal Wollen Mills • Lovely Challani
Customers :	<ul style="list-style-type: none"> • Amar Industries • Bhagwati and Bhagwati • Bhagwati Industries • Chand Ratan and Company • Chandan Crafts • Ganpati Carpates • Madhu Enterprises • Maruti Wollen Mills • Suman Wollen Mills • V K Wollen Indu. • Rathi Wollen Indu.
No. of Employees :	Not Available
Bankers :	<ul style="list-style-type: none"> • ICICI Bank Limited • UCO Bank • Indusind Bank • Bank of Baroda

Auditors :	
Name :	D.K. Surana and Associates Chartered Accountants
Address :	914, 9th Floor, Raheja Chambers, Free Press Journal Marg, Nariman Point, Mumbai – 400021, Maharashtra, India
Tel. No.:	91-22-22870443/44/45
Mobile No.:	91-9323204961/9323620029
Fax No.:	91-22-22870446
E-Mail :	difsl@yahoo.co.in
PAN No.:	AACFD1507D
Memberships :	Not Available
Collaborators :	Not Available
Associates/Subsidiaries :	Not Available

CAPITAL STRUCTURE

AS ON 30.09.2016

DISCLAIMER : This Report is **PRIVATE & CONFIDENTIAL** and it is prepared at the request of and for its use by the Subscriber only. The Subscriber shall use the contents of the Report merely as an aid to its business. Mira Inform Private Limited ("MIPL") has collated information/data in the Report, which have not been verified unless otherwise specifically mentioned in the Report. The Subscriber shall independently verify the accuracy and correctness of the information/data before in any way acting upon the same. MIPL shall not be liable for any harm, injury, loss or damage caused to the Subscriber due to default by the Subscriber's debtors/beneficiaries in fulfilling their obligations of any nature whatsoever. This Report or any of its portion shall not be used as a documentary evidence or otherwise before any investigative agencies or forum of law. This Report is confidential and proprietary to MIPL. The Subscriber and/or any other person(s) may not reproduce, publish or disclose any of the contents of the Report to others without the express authorization of MIPL. This Report is prepared and issued to the Subscriber without any risk, responsibility or liability on the part of MIPL or its officials.

Authorised Capital :

No. of Shares	Type	Value	Amount
1650000	Equity Shares	INR 10/- each	INR 16.500 Million

Issued, Subscribed & Paid-up Capital :

No. of Shares	Type	Value	Amount
767960	Equity Shares	INR 10/- each	INR 7.680 Million

FINANCIAL DATA
[all figures are INR Million]

ABRIDGED BALANCE SHEET

SOURCES OF FUNDS	31.03.2017	31.03.2016	31.03.2015
I. EQUITY AND LIABILITIES			
(1) Shareholders' Funds			
(a) Share Capital	7.680	7.680	7.680
(b) Reserves & Surplus	191.441	183.760	169.209
(c) Money received against share warrants	0.000	0.000	0.000
(2) Share Application money pending allotment	0.000	0.000	0.000
Total Shareholders' Funds (1) + (2)	199.121	191.440	176.889
(3) Non-Current Liabilities			
(a) long-term borrowings	0.000	0.000	0.000
(b) Deferred tax liabilities (Net)	0.041	0.047	0.012
(c) Other long term liabilities	0.000	0.000	0.000
(d) long-term provisions	0.000	0.000	0.000
Total Non-current Liabilities (3)	0.041	0.047	0.012
(4) Current Liabilities			
(a) Short term borrowings	79.643	59.602	59.999
(b) Trade payables	0.000	0.000	0.000
(c) Other current liabilities	8.413	10.934	6.492
(d) Short-term provisions	3.433	3.659	2.999
Total Current Liabilities (4)	91.489	74.195	69.490
TOTAL	290.651	265.682	246.391
II. ASSETS			
(1) Non-current assets			
(a) Fixed Assets			
(i) Tangible assets	2.389	2.625	1.388
(ii) Intangible Assets	0.000	0.000	0.000
(iii) Capital work-in-progress	0.000	0.000	0.000
(iv) Intangible assets under development	0.000	0.000	0.000
(b) Non-current Investments	1.660	1.660	9.600
(c) Deferred tax assets (net)	0.000	0.000	0.000
(d) Long-term Loan and Advances	0.000	0.000	0.003

DISCLAIMER : This Report is **PRIVATE & CONFIDENTIAL** and it is prepared at the request of and for its use by the Subscriber only. The Subscriber shall use the contents of the Report merely as an aid to its business. Mira Inform Private Limited ("MIPL") has collated information/data in the Report, which have not been verified unless otherwise specifically mentioned in the Report. The Subscriber shall independently verify the accuracy and correctness of the information/data before in any way acting upon the same. MIPL shall not be liable for any harm, injury, loss or damage caused to the Subscriber due to default by the Subscriber's debtors/beneficiaries in fulfilling their obligations of any nature whatsoever. This Report or any of its portion shall not be used as a documentary evidence or otherwise before any investigative agencies or forum of law. This Report is confidential and proprietary to MIPL. The Subscriber and/or any other person(s) may not reproduce, publish or disclose any of the contents of the Report to others without the express authorization of MIPL. This Report is prepared and issued to the Subscriber without any risk, responsibility or liability on the part of MIPL or its officials.

NAVRATANMAL ASHOK KUMAR SURANA WOOLLEN PRIVATE LIMITED -532807 PAGE NO. : 1

(e) Other Non-current assets	0.000	0.000	0.000
Total Non-Current Assets	4.049	4.285	10.991
(2) Current assets			
(a) Current investments	0.000	0.000	0.000
(b) Inventories	106.005	100.776	51.958
(c) Trade receivables	51.667	50.037	61.934
(d) Cash and cash equivalents	103.413	94.797	103.223
(e) Short-term loans and advances	5.630	6.317	6.878
(f) Other current assets	19.887	9.470	11.407
Total Current Assets	286.602	261.397	235.400
TOTAL	290.651	265.682	246.391

PROFIT & LOSS ACCOUNT

	PARTICULARS	31.03.2017	31.03.2016	31.03.2015
	SALES			
	Income	250.135	269.869	264.495
	Other Income	5.164	15.295	6.633
	TOTAL	255.299	285.164	271.128
Less	EXPENSES			
	Cost of Materials Consumed	177.548	193.362	0.000
	Purchases of Stock-in-Trade	0.000	0.000	212.389
	Changes in inventory	0.000	0.000	(22.907)
	Direct Expenses	50.938	60.144	58.236
	Employees benefits expense	5.889	3.488	3.413
	Selling and Distribution Charges	4.871	5.242	7.133
	Other Administrative Expenses	4.728	4.162	2.620
	TOTAL	243.974	266.398	260.884
	PROFIT/ (LOSS) BEFORE INTEREST, TAX, DEPRECIATION AND AMORTISATION	11.325	18.766	10.244
Less	FINANCIAL EXPENSES	0.212	0.272	0.585
	PROFIT / (LOSS) BEFORE TAX, DEPRECIATION AND AMORTISATION	11.113	18.494	9.659
Less/ Add	DEPRECIATION/ AMORTISATION	0.373	0.249	0.127
	PROFIT/ (LOSS) BEFORE TAX	10.740	18.245	9.532

DISCLAIMER : This Report is **PRIVATE & CONFIDENTIAL** and it is prepared at the request of and for its use by the Subscriber only. The Subscriber shall use the contents of the Report merely as an aid to its business. Mira Inform Private Limited ("MIPL") has collated information/data in the Report, which have not been verified unless otherwise specifically mentioned in the Report. The Subscriber shall independently verify the accuracy and correctness of the information/data before in any way acting upon the same. MIPL shall not be liable for any harm, injury, loss or damage caused to the Subscriber due to default by the Subscriber's debtors/beneficiaries in fulfilling their obligations of any nature whatsoever. This Report or any of its portion shall not be used as a documentary evidence or otherwise before any investigative agencies or forum of law. This Report is confidential and proprietary to MIPL. The Subscriber and/or any other person(s) may not reproduce, publish or disclose any of the contents of the Report to others without the express authorization of MIPL. This Report is prepared and issued to the Subscriber without any risk, responsibility or liability on the part of MIPL or its officials.

NAVRATANMAL ASHOK KUMAR SURANA WOOLLEN PRIVATE LIMITED -532807 PAGE NO. :

Less	TAX		3.059	3.694	2.619
	PROFIT/ (LOSS) AFTER TAX		7.681	14.551	6.913
Add	PREVIOUS YEARS' BALANCE BROUGHT FORWARD		136.461	121.910	115.006
Less	APPROPRIATIONS				
	Depreciation		0.000	0.000	0.009
	Total		0.000	0.000	0.009
	Balance Carried to the B/S		144.142	136.461	121.910
	Earnings / (Loss) Per Share (INR)		10.00	18.95	9.00

CURRENT MATURITIES OF LONG TERM DEBT DETAILS

Particulars	31.03.2017	31.03.2016	31.03.2015
Current Maturities of Long term debt	NA	NA	NA
Net cash flow from (used in) operations	16.844	NA	NA
Net cash flow from operating activities	13.779	NA	NA

KEY RATIOS

EFFICIENCY RATIOS

PARTICULARS	31.03.2017	31.03.2016	31.03.2015
Average Collection Days (Sundry Debtors / Income * 365 Days)	75.39	67.68	85.47
Account Receivables Turnover (Income / Sundry Debtors)	4.84	5.39	4.27
Average Payment Days (Sundry Creditors / Purchases * 365 Days)	0.00	0.00	0.00
Inventory Turnover (Operating Income / Inventories)	0.11	0.19	0.20
Asset Turnover (Operating Income / Net Fixed Assets)	4.74	7.15	7.38

DISCLAIMER : This Report is **PRIVATE & CONFIDENTIAL** and it is prepared at the request of and for its use by the Subscriber only. The Subscriber shall use the contents of the Report merely as an aid to its business. Mira Inform Private Limited ("MIPL") has collated information/data in the Report, which have not been verified unless otherwise mentioned in the Report. The Subscriber shall independently verify the accuracy and correctness of the information/data before in any way acting upon the same. MIPL shall not be liable for any harm, injury, loss or damage caused to the Subscriber due to default by the Subscriber's debtors/beneficiaries in fulfilling their obligations of any nature whatsoever. This Report or any of its portion shall not be used as a documentary evidence or otherwise before any investigative agencies or forum of law. This Report is confidential and proprietary to MIPL. The Subscriber and/or any other person(s) may not reproduce, publish or disclose any of the contents of the Report to others without the express authorization of MIPL. This Report is prepared and issued to the Subscriber without any risk, responsibility or liability on the part of MIPL or its officials.

LEVERAGE RATIOS

PARTICULARS	31.03.2017	31.03.2016	31.03.2015
Debt Ratio ((Borrowing + Current Liabilities) / Total Assets)	0.31	0.28	0.28
Debt Equity Ratio (Total Liability / Networth)	0.40	0.31	0.34
Current Liabilities to Networth (Current Liabilities / Net Worth)	0.46	0.39	0.39
Fixed Assets to Networth (Net Fixed Assets / Networth)	0.01	0.01	0.01
Interest Coverage Ratio (PBIT / Financial Charges)	53.42	68.99	17.51

PROFITABILITY RATIOS

PARTICULARS		31.03.2017	31.03.2016	31.03.2015
PAT to Sales [(PAT/Sales) * 100]	%	3.07	5.39	2.61
Return on Total Assets ((PAT / Total Assets) * 100)	%	2.64	5.48	2.81
Return on Investment (ROI) ((PAT / Networth) * 100)	%	3.86	7.60	3.91

SOLVENCY RATIOS

PARTICULARS	31.03.2017	31.03.2016	31.03.2015
Current Ratio (Current Assets / Current Liabilities)	3.13	3.52	3.39
Quick Ratio ((Current Assets – Inventories) / Current Liabilities)	1.97	2.16	2.64
G-Score Ratio Financial (Networth / Total Assets)	0.69	0.72	0.72
G-Score Ratio Debt	10.37	7.76	7.81

DISCLAIMER : This Report is **PRIVATE & CONFIDENTIAL** and it is prepared at the request of and for its use by the Subscriber only. The Subscriber shall use the contents of the Report merely as an aid to its business. Mira Inform Private Limited ("MIPL") has collated information/data in the Report, which have not been verified unless otherwise specifically mentioned in the Report. The Subscriber shall independently verify the accuracy and correctness of the information/data before in any way acting upon the same. MIPL shall not be liable for any harm, injury, loss or damage caused to the Subscriber due to default by the Subscriber's debtors/beneficiaries in fulfilling their obligations of any nature whatsoever. This Report or any of its portion shall not be used as a documentary evidence or otherwise before any investigative agencies or forum of law. This Report is confidential and proprietary to MIPL. The Subscriber and/or any other person(s) may not reproduce, publish or disclose any of the contents of the Report to others without the express authorization of MIPL. This Report is prepared and issued to the Subscriber without any risk, responsibility or liability on the part of MIPL or its officials.

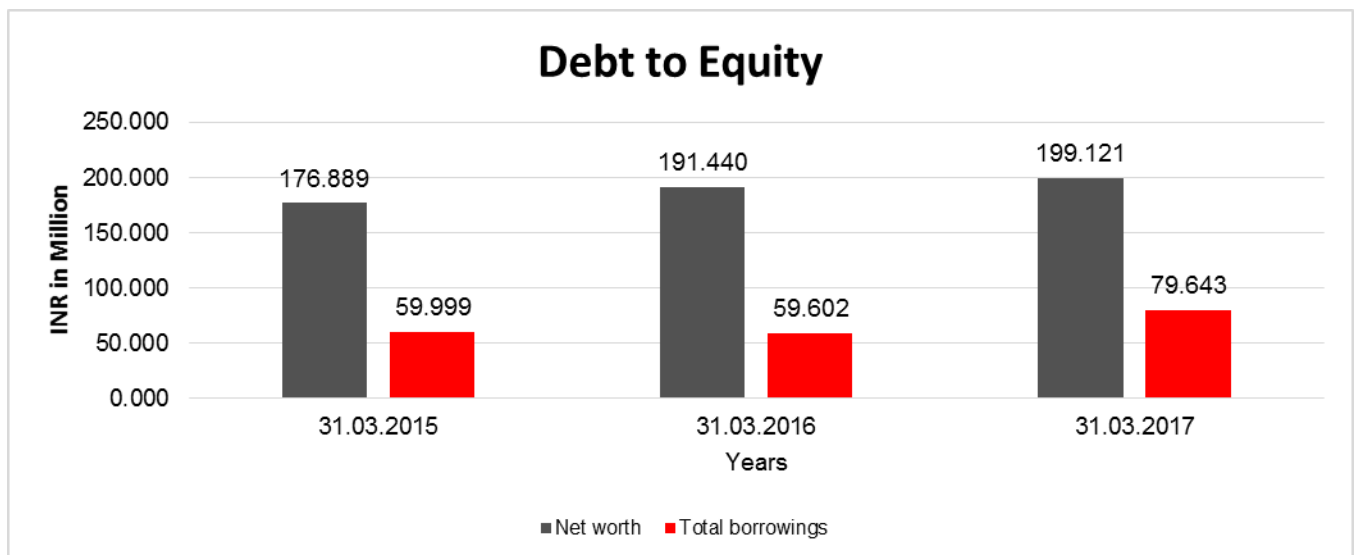
(Debts / Equity Capital)			
G-Score Ratio Liquidity (Total Current Assets / Total Current Liabilities)	3.13	3.52	3.39

Total Liability = Short-term Debt + Long-term Debt + Current Maturities of Long-term debts

FINANCIAL ANALYSIS
[all figures are INR Million]

DEBT EQUITY RATIO

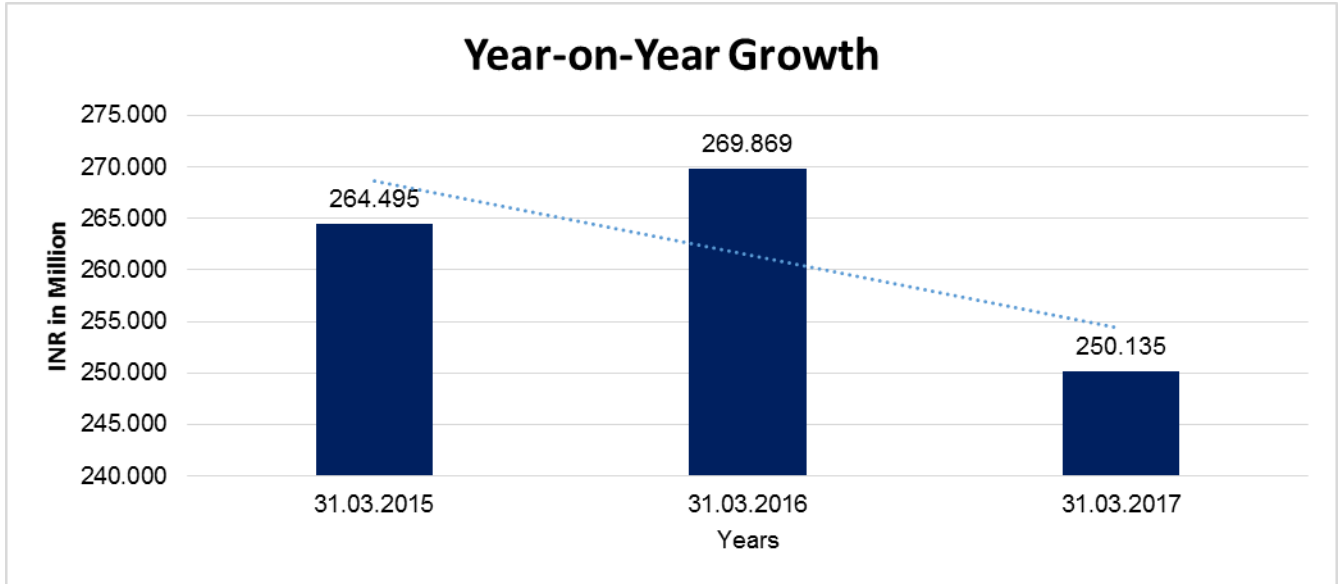
Particular	31.03.2015	31.03.2016	31.03.2017
	INR In Million	INR In Million	INR In Million
Share Capital	7.680	7.680	7.680
Reserves & Surplus	169.209	183.760	191.441
Net worth	176.889	191.440	199.121
Long Term borrowings	0.000	0.000	0.000
Short Term borrowings	59.999	59.602	79.643
Total borrowings	59.999	59.602	79.643
Debt/Equity ratio	0.339	0.311	0.400



YEAR-ON-YEAR GROWTH

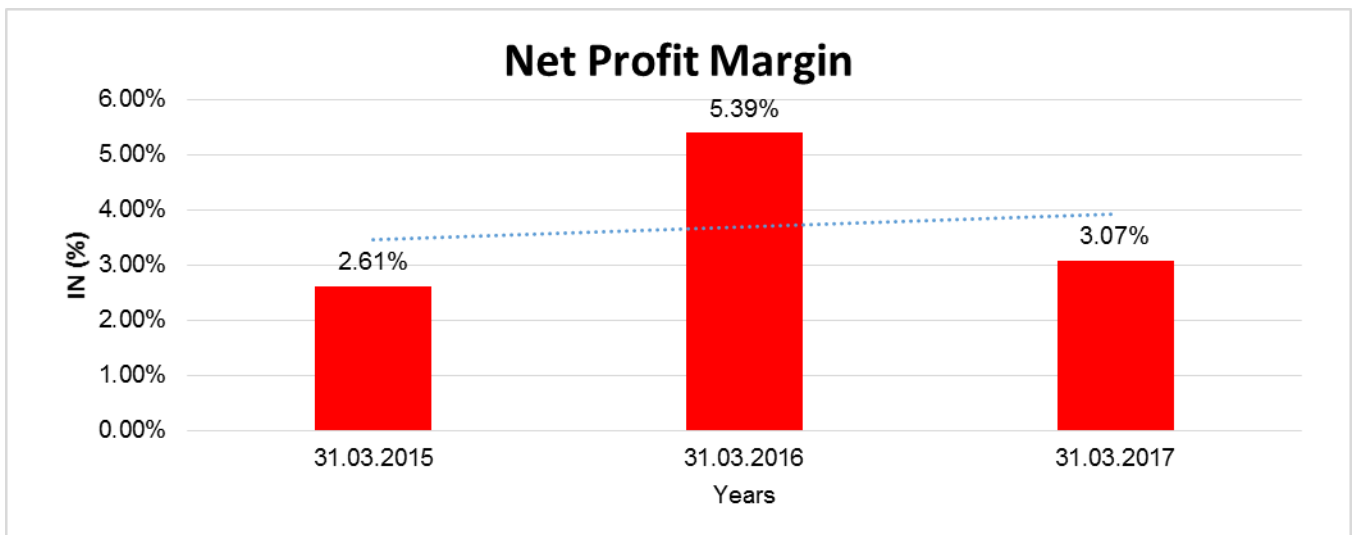
Year on Year Growth	31.03.2015	31.03.2016	31.03.2017
	INR In Million	INR In Million	INR In Million
Sales	264.495	269.869	250.135
		2.032	(7.312)

DISCLAIMER : This Report is **PRIVATE & CONFIDENTIAL** and it is prepared at the request of and for its use by the Subscriber only. The Subscriber shall use the contents of the Report merely as an aid to its business. Mira Inform Private Limited ("MIPL") has collated information/data in the Report, which have not been verified unless otherwise specifically mentioned in the Report. The Subscriber shall independently verify the accuracy and correctness of the information/data before in any way acting upon the same. MIPL shall not be liable for any harm, injury, loss or damage caused to the Subscriber due to default by the Subscriber's debtors/beneficiaries in fulfilling their obligations of any nature whatsoever. This Report or any of its portion shall not be used as a documentary evidence or otherwise before any investigative agencies or forum of law. This Report is confidential and proprietary to MIPL. The Subscriber and/or any other person(s) may not reproduce, publish or disclose any of the contents of the Report to others without the express authorization of MIPL. This Report is prepared and issued to the Subscriber without any risk, responsibility or liability on the part of MIPL or its officials.



NET PROFIT MARGIN

Net Profit Margin	31.03.2015	31.03.2016	31.03.2017
	INR In Million	INR In Million	INR In Million
Sales	264.495	269.869	250.135
Profit/ (Loss)	6.913	14.551	7.681
	2.61%	5.39%	3.07%



DISCLAIMER : This Report is **PRIVATE & CONFIDENTIAL** and it is prepared at the request of and for its use by the Subscriber only. The Subscriber shall use the contents of the Report merely as an aid to its business. Mira Inform Private Limited ("MIPL") has collated information/data in the Report, which have not been verified unless otherwise specifically mentioned in the Report. The Subscriber shall independently verify the accuracy and correctness of the information/data before in any way acting upon the same. MIPL shall not be liable for any harm, injury, loss or damage caused to the Subscriber due to default by the Subscriber's debtors/beneficiaries in fulfilling their obligations of any nature whatsoever. This Report or any of its portion shall not be used as a documentary evidence or otherwise before any investigative agencies or forum of law. This Report is confidential and proprietary to MIPL. The Subscriber and/or any other person(s) may not reproduce, publish or disclose any of the contents of the Report to others without the express authorization of MIPL. This Report is prepared and issued to the Subscriber without any risk, responsibility or liability on the part of MIPL or its officials.

LOCAL AGENCY FURTHER INFORMATION

Sr. No.	Check list by info agents	Available in Report (Yes/No)
1	Year of establishment	Yes
2	Constitution of the entity -Incorporation details	Yes
3	Locality of the entity	Yes
4	Premises details	No
5	Buyer visit details	--
6	Contact numbers	Yes
7	Name of the person contacted	No
8	Designation of contact person	No
9	Promoter's background	Yes
10	Date of Birth of Proprietor / Partners / Directors	Yes
11	Pan Card No. of Proprietor / Partners	No
12	Voter Id Card No. of Proprietor / Partners	No
13	Type of business	Yes
14	Line of Business	Yes
15	Export/import details (if applicable)	No
16	No. of employees	No
17	Details of sister concerns	No
18	Major suppliers	Yes
19	Major customers	Yes
20	Banking Details	Yes
21	Banking facility details	No
22	Conduct of the banking account	--
23	Financials, if provided	Yes
24	Capital in the business	Yes
25	Last accounts filed at ROC, if applicable	Yes
26	Turnover of firm for last three years	Yes
27	Reasons for variation <> 20%	--
28	Estimation for coming financial year	No
29	Profitability for last three years	Yes
30	Major shareholders, if available	Yes
31	External Agency Rating, if available	No
32	Litigations that the firm/promoter involved in	--
33	Market information	--
34	Payments terms	No
35	Negative Reporting by Auditors in the Annual Report	No

COMPANY'S OPERATION DURING THE YEAR:

During the current period their company has shown decrease in revenue from INR 285.200 Million during financial year 2015-16 to INR 255.200 Million during financial year 2016-17. Profit after tax has shown decrease from INR 14.551 Million during FY 2015-16 to INR 7.681 Million during FY 2016-17.

STATE OF THE COMPANY'S AFFAIRS AND FUTURE OUTLOOK:

The company is engaged in the business of Trading and Manufacturing of Wool and Related Products etc. There has been no change in the business of the company during the financial year ended 31st March 2017.

INDEX OF CHARGE:

NO CHARGES EXISTS FOR COMPANY

FIXED ASSETS:

Tangible Assets

- Motor Cycle
- Air Conditioner
- Fax Machines
- Furniture and Fixture
- Computer
- Vehicles

CMT REPORT (Corruption, Money Laundering & Terrorism]

The Public Notice information has been collected from various sources including but not limited to: **The Courts, India Prisons Service, Interpol, etc.**

1] INFORMATION ON DESIGNATED PARTY

No exist designating subject or any of its beneficial owners, controlling shareholders or senior officers as terrorist or terrorist organization or whom notice had been received that all financial transactions involving their assets have been blocked or convicted, found guilty or against whom a judgement or order had been entered in a proceedings for violating money-laundering, anti-corruption or bribery or international economic or anti-terrorism sanction laws or whose assets were seized, blocked, frozen or ordered forfeited for violation of money laundering or international anti-terrorism laws.

2] Court Declaration :

No records exist to suggest that subject is or was the subject of any formal or informal allegations, prosecutions or other official proceeding for making any prohibited payments or other improper payments to government officials for engaging in prohibited transactions or with designated parties.

3] Asset Declaration :

No records exist to suggest that the property or assets of the subject are derived from criminal conduct or a prohibited transaction.

4] Record on Financial Crime :

Charges or conviction registered against subject: **None**

5] Records on Violation of Anti-Corruption Laws :

Charges or investigation registered against subject: **None**

6] Records on Int'l Anti-Money Laundering Laws/Standards :

Charges or investigation registered against subject: **None**

7] Criminal Records

No available information exist that suggest that subject or any of its principals have been formally charged or convicted by a competent governmental authority for any financial crime or under any formal investigation by a competent government authority for any violation of anti-corruption laws or international anti-money laundering laws or standard.

8] Affiliation with Government :

No record exists to suggest that any director or indirect owners, controlling shareholders, director, officer or employee of the company is a government official or a family member or close business associate of a Government official.

9] Compensation Package :

Our market survey revealed that the amount of compensation sought by the subject is fair and reasonable and comparable to compensation paid to others for similar services.

10] Press Report :

No press reports / filings exists on the subject.

CORPORATE GOVERNANCE

MIRA INFORM as part of its Due Diligence do provide comments on Corporate Governance to identify management and governance. These factors often have been predictive and in some cases have created vulnerabilities to credit deterioration.

Our Governance Assessment focuses principally on the interactions between a company's management, its Board of Directors, Shareholders and other financial stakeholders.

CONTRAVENTION

Subject is not known to have contravened any existing local laws, regulations or policies that prohibit, restrict or otherwise affect the terms and conditions that could be included in the agreement with the subject.

FOREIGN EXCHANGE RATES

Currency	Unit	Indian Rupees
US Dollar	1	INR 72.80
UK Pound	1	INR 94.88
Euro	1	INR 84.38

INFORMATION DETAILS

Information Gathered by :	SWA
Analysis Done by :	DIV
Report Prepared by :	RSH

SCORE FACTORS

DEMERIT POINTS		
--BANK CHARGES	YES/NO	YES
--LITIGATION	YES/NO	NO
--OTHER ADVERSE INFORMATION	YES/NO	NO
MERIT POINTS		
--SOLE DISTRIBUTORSHIP	YES/NO	NO
--EXPORT ACTIVITIES	YES/NO	NO
--AFFILIATION	YES/NO	NO
--LISTED	YES/NO	NO
--OTHER MERIT FACTORS	YES/NO	YES

RATING EXPLANATIONS

Credit Rating	Explanation	Rating Comments
A++	Minimum Risk	Business dealings permissible with minimum risk of default
A+	Low Risk	Business dealings permissible with low risk of default
A	Acceptable Risk	Business dealings permissible with moderate risk of default
B	Medium Risk	Business dealings permissible on a regular monitoring basis
C	Medium High Risk	Business dealings permissible preferably on secured basis
D	High Risk	Business dealing not recommended or on secured terms only
NB	New Business	No recommendation can be done due to business in infancy stage
NT	New Trace	No recommendation can be done as the business is not traceable

NB is stated where there is insufficient information to facilitate rating. However, it is not to be considered as unfavourable.

This score serves as a reference to assess SC's credit risk and to set the amount of credit to be extended. It is calculated from a composite of weighted scores obtained from each of the major sections of this report. The assessed factors are as follows:

- Financial condition covering various ratios
- Company background and operations size
- Promoters / Management background
- Payment record
- Litigation against the subject
- Industry scenario / competitor analysis
- Supplier / Customer / Banker review (wherever available)