

MIRA INFORM REPORT

| | |
|---------------|------------|
| Report No. : | 533146 |
| Report Date : | 05.10.2018 |

IDENTIFICATION DETAILS

| | |
|--|---|
| Name : | JANKI CORP LIMITED |
| Formerly Known As : | JANKI PROCESSORS PRIVATE LIMITED |
| Registered Office : | Mandpiya Chouraha, Chittor Road, Bhilwara - 311001, Rajasthan |
| Tel. No.: | 91-8392-287704 |
| Country : | India |
| Financials (as on) : | 31.03.2017 |
| Date of Incorporation : | 16.09.1993 |
| CIN No.: [Company Identification No.] | U17118RJ1993PLC023549 |
| Capital Investment / Paid-up Capital : | INR 313.536 Million |
| PAN No.: [Permanent Account No.] | AAACJ3638A |
| GST No.: | 08AAACJ3638A1ZZ |
| Legal Form : | A Closely Held Public Limited Liability Company |
| Line of Business : | Manufacturing of Sponge Iron and Processing and Selling of Synthetic Fabrics and also Power Division. (Registered Activity) |
| No. of Employees : | Not Divulged |

RATING & COMMENTS

(Mira Inform has adopted New Rating mechanism w.e.f. 23rd January 2017)

| | |
|-----------------|---|
| MIRA's Rating : | C |
|-----------------|---|

DISCLAIMER : This Report is **PRIVATE & CONFIDENTIAL** and it is prepared at the request of and for its use by the Subscriber only. The Subscriber shall use the contents of the Report merely as an aid to its business. Mira Inform Private Limited ("MIPL") has collated information/data in the Report, which have not been verified unless otherwise specifically mentioned in the Report. The Subscriber shall independently verify the accuracy and correctness of the information/data before in any way acting upon the same. MIPL shall not be liable for any harm, injury, loss or damage caused to the Subscriber due to default by the Subscriber's debtors/beneficiaries in fulfilling their obligations of any nature whatsoever. This Report or any of its portion shall not be used as a documentary evidence or otherwise before any investigative agencies or forum of law. This Report is confidential and proprietary to MIPL. The Subscriber and/or any other person(s) may not reproduce, publish or disclose any of the contents of the Report to others without the express authorization of MIPL. This Report is prepared and issued to the Subscriber without any risk, responsibility or liability on the part of MIPL or its officials.

| Credit Rating | Explanation | Rating Comments |
|---------------|------------------|---|
| C | Medium High Risk | Business dealings permissible preferably on secured basis |

| | |
|----------------------------|---|
| Status : | Moderate |
| Payment Behaviour : | Slow and delayed |
| Litigation : | Clear |
| Comments : | <p>Subject was incorporated in the year 1993. It is a manufacturer of sponge iron and power and processor and seller of fabrics.</p> <p>As per the financial of 2017, the company has reported a decline in its revenue as compared to the previous year's revenue and has incurred continuous losses from past few years.</p> <p>The weak financial position of the company is marked by huge accumulated losses which have eroded the net worth base, very high debt balance sheet profile and poor liquidity position.</p> <p>Business is active. Payment seems to be slow and delayed.</p> <p>In view of aforesaid, the company can be considered for business dealings on fully safe and secured trade terms and conditions.</p> |

NOTES :

Any query related to this report can be made on e-mail : infodept@mirainform.com while quoting report number, name and date.

ECGC Country Risk Classification List

| Country Name | Previous Rating (31.12.2017) | Current Rating (01.04.2018) |
|--------------|---------------------------------|--------------------------------|
| India | A1 | A1 |

| Risk Category | ECGC Classification |
|----------------------|---------------------|
| Insignificant | A1 |
| Low Risk | A2 |
| Moderately Low Risk | B1 |
| Moderate Risk | B2 |
| Moderately High Risk | C1 |
| High Risk | C2 |
| Very High Risk | D |

DISCLAIMER : This Report is **PRIVATE & CONFIDENTIAL** and it is prepared at the request of and for its use by the Subscriber only. The Subscriber shall use the contents of the Report merely as an aid to its business. Mira Inform Private Limited ("MIPL") has collated information/data in the Report, which have not been verified unless otherwise specifically mentioned in the Report. The Subscriber shall independently verify the accuracy and correctness of the information/data before in any way acting upon the same. MIPL shall not be liable for any harm, injury, loss or damage caused to the Subscriber due to default by the Subscriber's debtors/beneficiaries in fulfilling their obligations of any nature whatsoever. This Report or any of its portion shall not be used as a documentary evidence or otherwise before any investigative agencies or forum of law. This Report is confidential and proprietary to MIPL. The Subscriber and/or any other person(s) may not reproduce, publish or disclose any of the contents of the Report to others without the express authorization of MIPL. This Report is prepared and issued to the Subscriber without any risk, responsibility or liability on the part of MIPL or its officials.

EXTERNAL AGENCY RATING

NOT AVAILABLE

RBI DEFAULTERS' LIST STATUS

Subject's name is not enlisted as a defaulter in the publicly available RBI Defaulters' list.

EPF (Employee Provident Fund) DEFAULTERS' LIST STATUS

Subject's name is not enlisted as a defaulter in the publicly available EPF (Employee Provident Fund) Defaulters' list as of 31-03-2018.

BIFR (Board for Industrial & Financial Reconstruction) LISTING STATUS

Subject's name is not listed as a Sick Unit in the publicly available BIFR (Board for Industrial & Financial Reconstruction) list as of 05.10.2018.

IBBI (Insolvency and Bankruptcy Board of India) LISTING STATUS

Subject's name is not listed in the publicly available IBBI (Insolvency and Bankruptcy Board of India) list as of report date.

INFORMATION DECLINED

MANAGEMENT NON-COOPERATIVE

[Contact No: 91-8392-287704/ 287712]

LOCATIONS

| | |
|---|--|
| Registered Office/ Textile Division: | Mandpiya Chouraha, Chittor Road, Bhilwara - 311001, Rajasthan, India |
| Tel. No.: | 91-1482-249010/ 249018 |
| Fax No.: | 91-1482-249020 |
| E-Mail : | jankicorp@yahoo.co.in textile@jankicorp.com rp@jcl.co.in mktg@jcl.co.in |
| Website : | http://jankicorp.com |
| Factory/ Steel Division : | Sidiginamola Village, District Bellary- 583138, Karnataka, India |
| Tel. No.: | 91-8392-287704/ 287740/ 287712 |
| Fax No.: | 91-8392-261174/ 287720 |
| Corporate Office : | No. 765, Second Floor, 100 Feet Road, Indirannagar, Bangalore - |

DISCLAIMER : This Report is **PRIVATE & CONFIDENTIAL** and it is prepared at the request of and for its use by the Subscriber only. The Subscriber shall use the contents of the Report merely as an aid to its business. Mira Inform Private Limited ("MIPL") has collated information/data in the Report, which have not been verified unless otherwise specifically mentioned in the Report. The Subscriber shall independently verify the accuracy and correctness of the information/data before in any way acting upon the same. MIPL shall not be liable for any harm, injury, loss or damage caused to the Subscriber due to default by the Subscriber's debtors/beneficiaries in fulfilling their obligations of any nature whatsoever. This Report or any of its portion shall not be used as a documentary evidence or otherwise before any investigative agencies or forum of law. This Report is confidential and proprietary to MIPL. The Subscriber and/or any other person(s) may not reproduce, publish or disclose any of the contents of the Report to others without the express authorization of MIPL. This Report is prepared and issued to the Subscriber without any risk, responsibility or liability on the part of MIPL or its officials.

| | |
|--|-------------------------|
| | 560038,Karnataka, India |
|--|-------------------------|

DIRECTORS

AS ON: 31.03.2018

| | | | |
|------------------------------|---|-------------------|-----------------|
| Name : | Mr. Raghu Nath Mittal | | |
| Designation : | Managing Director | | |
| Address : | Laxmi Kunj, 229/2, Mohan Lal Sukahadia Nagar, Ajmer Road, Bhilwara - 311001, Rajasthan, India | | |
| Date of Birth/Age : | 19.02.1962 | | |
| Qualification : | B.Com | | |
| Date of Appointment : | 01.04.2008 | | |
| PAN No.: | AIMPM1347G | | |
| DIN No.: | 00175295 | | |
| Other Directorship : | | | |
| CIN/FCRN | Company Name | Begin Date | End Date |
| U26942ML2007PLC008276 | NANOTECH CEMENT COMPANY LIMITED | 04/09/2007 | - |
| Name : | Mr. Rahul Mittal | | |
| Designation : | Whole-Time Director | | |
| Address : | Laxmi Kunj 229/2, Mohanlal Sukhadia Nagar, Ajmer Road, Bhilwara - 311001, Rajasthan, India | | |
| Date of Birth/Age : | 16.10.1984 | | |
| Qualification : | MBA | | |
| Date of Appointment : | 01.04.2012 | | |
| PAN No.: | AIMPM1347G | | |
| DIN No.: | 00808409 | | |
| Other Directorship : | | | |
| CIN/FCRN | Company Name | Begin Date | End Date |
| U26942ML2007PLC008276 | NANOTECH CEMENT COMPANY LIMITED | 04/09/2007 | - |
| Name : | Mr. Ranu Porwal | | |
| Designation : | Director | | |
| Address : | Village Rased, Tehsil Kotri, Bhilwara - 311001, Rajasthan, India | | |
| Date of Birth/Age : | 18.01.1987 | | |
| Qualification : | CA | | |
| Date of Appointment : | 30.03.2015 | | |
| PAN No.: | ASRPP4340D | | |
| DIN No.: | 07141407 | | |
| Name : | Mr. Arvind Singh | | |
| Designation : | Additional Director | | |
| Address : | S 13/256, Labour Colony, Bhilwara- 311001, Rajasthan, India | | |
| Date of Appointment : | 30.03.2018 | | |

DISCLAIMER : This Report is **PRIVATE & CONFIDENTIAL** and it is prepared at the request of and for its use by the Subscriber only. The Subscriber shall use the contents of the Report merely as an aid to its business. Mira Inform Private Limited ("MIPL") has collated information/data in the Report, which have not been verified unless otherwise specifically mentioned in the Report. The Subscriber shall independently verify the accuracy and correctness of the information/data before in any way acting upon the same. MIPL shall not be liable for any harm, injury, loss or damage caused to the Subscriber due to default by the Subscriber's debtors/beneficiaries in fulfilling their obligations of any nature whatsoever. This Report or any of its portion shall not be used as a documentary evidence or otherwise before any investigative agencies or forum of law. This Report is confidential and proprietary to MIPL. The Subscriber and/or any other person(s) may not reproduce, publish or disclose any of the contents of the Report to others without the express authorization of MIPL. This Report is prepared and issued to the Subscriber without any risk, responsibility or liability on the part of MIPL or its officials.

| | |
|------------------------------|---|
| DIN No.: | 08119475 |
| Name : | Mr. Vikas Poddar |
| Designation : | Additional Director |
| Address : | 5-H-7 R C, Vyas Colony, Bhilwara - 311001, Rajasthan, India |
| Date of Appointment : | 13.11.2017 |
| DIN No.: | 01880216 |

KEY EXECUTIVES

| | |
|------------------------------|--|
| Name : | Mr. Chandra Prakash Mantri |
| Designation : | CFO(KMP) |
| Address : | 4 - A – 10, R.C. Vyas Colony, Bhilwara-311001, Rajasthan, India |
| Date of Birth/Age : | 14.06.1966 |
| Qualification : | CA |
| Date of Appointment : | 01.10.2016 |
| PAN No.: | ADLPM6208L |
| Name : | Mrs. Rachna Kanwar Panwar |
| Designation : | Company Secretary |
| Address : | C-1, 132 Kv Gss Rseb Colony, Pur Road, Bhilwara-311001, Rajasthan, India |
| Date of Birth/Age : | 21.03.1990 |
| Qualification : | ACS |
| Date of Appointment : | 08.02.2017 |
| PAN No.: | BVKPP1301D |

MAJOR SHAREHOLDERS / SHAREHOLDING PATTERN

AS ON: 31.03.2017

| Names of Shareholders | No. of Shares |
|---------------------------------------|----------------------|
| Raghu Nath Mittal | 7926838 |
| Dina Nath Mittal | 25000 |
| Madhu Mittal | 795750 |
| Santosh Devi | 20000 |
| Kunal Mittal | 14000 |
| Sunita Mittal | 20000 |
| Raghu Nath Mittal (HUF) | 3935560 |
| Rahul Mittal | 4049852 |
| Rohit Mittal | 3725500 |
| Rahul Mittal (HUF) | 258500 |
| Rohit Mittal (HUF) | 882700 |
| Kiosk Agenices Private Limited, India | 1785000 |

DISCLAIMER : This Report is **PRIVATE & CONFIDENTIAL** and it is prepared at the request of and for its use by the Subscriber only. The Subscriber shall use the contents of the Report merely as an aid to its business. Mira Inform Private Limited ("MIPL") has collated information/data in the Report, which have not been verified unless otherwise specifically mentioned in the Report. The Subscriber shall independently verify the accuracy and correctness of the information/data before in any way acting upon the same. MIPL shall not be liable for any harm, injury, loss or damage caused to the Subscriber due to default by the Subscriber's debtors/beneficiaries in fulfilling their obligations of any nature whatsoever. This Report or any of its portion shall not be used as a documentary evidence or otherwise before any investigative agencies or forum of law. This Report is confidential and proprietary to MIPL. The Subscriber and/or any other person(s) may not reproduce, publish or disclose any of the contents of the Report to others without the express authorization of MIPL. This Report is prepared and issued to the Subscriber without any risk, responsibility or liability on the part of MIPL or its officials.

| | | |
|---|--|-----------------|
| Dadha Engineering and Credit Private Limited, India | | 2468000 |
| Sweetey Vanijya Vinayog Private Limited, India | | 3500000 |
| Om Prakash and Sons Private Limited, India | | 1869500 |
| Laxmikanth Tradelink Private Limited, India | | 31800 |
| Omkareshwar Holding and Credit Private Limited, India | | 26500 |
| Maa Bagora Agro Products Private Limited, India | | 19100 |
| Total | | 31353600 |

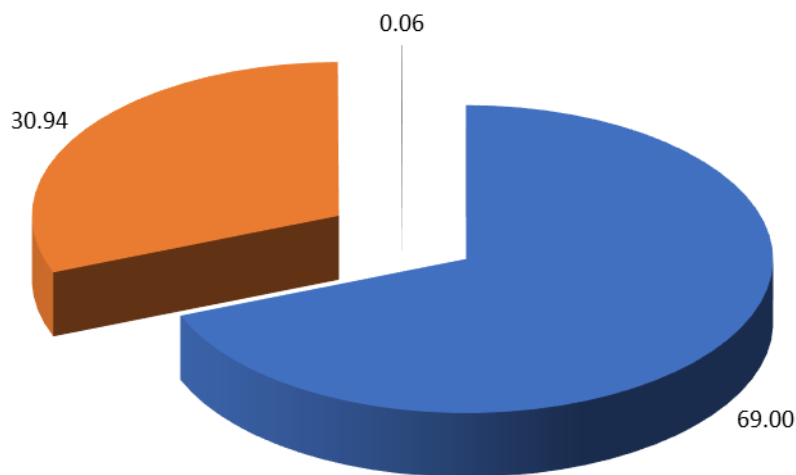
AS ON: 29.09.2017

| Equity Share Breakup | Percentage of Holding |
|---|------------------------------|
| Category | |
| Promoters – Individual/ Hindu Undivided Family – Indian | 69.00 |
| Public/Other than promoters - Body Corporate | 30.94 |
| Public/Other than promoters – Others (Specify) | 0.06 |
| Total | 100.00 |

DISCLAIMER : This Report is **PRIVATE & CONFIDENTIAL** and it is prepared at the request of and for its use by the Subscriber only. The Subscriber shall use the contents of the Report merely as an aid to its business. Mira Inform Private Limited ("MIPL") has collated information/data in the Report, which have not been verified unless otherwise specifically mentioned in the Report. The Subscriber shall independently verify the accuracy and correctness of the information/data before in any way acting upon the same. MIPL shall not be liable for any harm, injury, loss or damage caused to the Subscriber due to default by the Subscriber's debtors/beneficiaries in fulfilling their obligations of any nature whatsoever. This Report or any of its portion shall not be used as a documentary evidence or otherwise before any investigative agencies or forum of law. This Report is confidential and proprietary to MIPL. The Subscriber and/or any other person(s) may not reproduce, publish or disclose any of the contents of the Report to others without the express authorization of MIPL. This Report is prepared and issued to the Subscriber without any risk, responsibility or liability on the part of MIPL or its officials.

Share holding pattern

- Promoters – Individual/ Hindu Undivided Family – Indian
- Public/Other than promoters - Body Corporate
- Public/Other than promoters – Others (Specify)



BUSINESS DETAILS

| | | |
|-----------------------------|---|-----------------------------|
| Line of Business : | Manufacturing of Sponge Iron and Processing and Selling of Synthetic Fabrics and also Power Division. (Registered Activity) | |
| Products/ Services : | ITC Code No. | Product Descriptions |
| | 72031000 | Sponge Iron |
| | 27160000 | Electrical Energy |
| | 55151230 | Synthetic Fabric Dyed |
| | 99882130 | Textile finishing services |
| Brand Names : | "JPL" | |
| Agencies Held : | Not Available | |
| Exports : | Not Divulged | |

DISCLAIMER : This Report is **PRIVATE & CONFIDENTIAL** and it is prepared at the request of and for its use by the Subscriber only. The Subscriber shall use the contents of the Report merely as an aid to its business. Mira Inform Private Limited ("MIPL") has collated information/data in the Report, which have not been verified unless otherwise specifically mentioned in the Report. The Subscriber shall independently verify the accuracy and correctness of the information/data before in any way acting upon the same. MIPL shall not be liable for any harm, injury, loss or damage caused to the Subscriber due to default by the Subscriber's debtors/beneficiaries in fulfilling their obligations of any nature whatsoever. This Report or any of its portion shall not be used as a documentary evidence or otherwise before any investigative agencies or forum of law. This Report is confidential and proprietary to MIPL. The Subscriber and/or any other person(s) may not reproduce, publish or disclose any of the contents of the Report to others without the express authorization of MIPL. This Report is prepared and issued to the Subscriber without any risk, responsibility or liability on the part of MIPL or its officials.

| | |
|---------------------|--------------|
| Imports : | Not Divulged |
| Terms : | |
| Selling : | Not Divulged |
| Purchasing : | Not Divulged |

PRODUCTION STATUS: (NOT AVAILABLE)

GENERAL INFORMATION

| | | | |
|---------------------------|---|--|--|
| Suppliers : | Reference: | Not Divulged | |
| | Name of the Person (Designation): | -- | |
| | Contact Number: | -- | |
| | Since how long known: | -- | |
| | Maximum limit dealt: | -- | |
| | Experience: | -- | |
| | Remark | -- | |
| Customers : | Reference: | Not Divulged | |
| | Name of the Person (Designation): | -- | |
| | Contact Number: | -- | |
| | Since how long known: | -- | |
| | Maximum limit dealt: | -- | |
| | Experience: | -- | |
| | Remark | -- | |
| No. of Employees : | Not Divulged | | |
| Bankers : | <ul style="list-style-type: none"> State Bank of Bikaner and Jaipur Bhopalganj, Bhilwara - 311001, Rajasthan, India | | |
| Facilities : | SECURED LOANS | 31.03.2017 (INR In Million) | 31.03.2016 (INR In Million) |
| | LONG-TERM BORROWINGS | | |
| | Term loans from banks | 3550.184 | 3353.025 |
| | Loans taken for fixed assets | 0.000 | 0.648 |
| | SHORT TERM BORROWINGS | | |
| | Term loans from others | 201.812 | 414.748 |
| | Loans repayable on demand | 1514.936 | 1315.398 |

| | | | |
|--|--------------|-----------------|-----------------|
| | Total | 5266.932 | 5083.819 |
|--|--------------|-----------------|-----------------|

| | |
|--|--|
| Financial Institution : | <ul style="list-style-type: none"> SBICAP Trustee Company Limited 202, Maker Tower, 'E', Cuffe Parade, Colaba, Mumbai-400005, Maharashtra, India |
| Auditors 2 : | |
| Name : | A Bafna and Company |
| Address : | K- 2, Raj Apartment, Keshav Path, Near Ahinsa Circle C-Scheme, Jaipur-302001, Rajasthan, India |
| PAN No.: | AAGFA3909A |
| Auditors 2 : | |
| Name : | O.P. Dad and Company Chartered Accountants |
| Address : | 1st Floor, Balaji Complex, Bhilwara - 311001, Rajasthan, India |
| PAN No.: | AAAFO3593Q |
| Memberships : | Not Available |
| Collaborators : | Not Available |
| Enterprises which are owned, or have significant influence of or are partners with Key management personnel and their relatives : | <ul style="list-style-type: none"> JPL Industries Limited, India [U24304RJ2000PLC016409] Janki Apex Industries Private Limited |

CAPITAL STRUCTURE

AS ON: 31.03.2017

Authorised Capital :

| No. of Shares | Type | Value | Amount |
|---------------|---------------|---------------|---------------------|
| 50000000 | Equity Shares | INR 10/- each | INR 500.000 Million |

Issued, Subscribed & Paid-up Capital :

| No. of Shares | Type | Value | Amount |
|---------------|---------------|---------------|---------------------|
| 31353600 | Equity Shares | INR.10/- each | INR 313.536 Million |

DISCLAIMER : This Report is **PRIVATE & CONFIDENTIAL** and it is prepared at the request of and for its use by the Subscriber only. The Subscriber shall use the contents of the Report merely as an aid to its business. Mira Inform Private Limited ("MIPL") has collated information/data in the Report, which have not been verified unless otherwise specifically mentioned in the Report. The Subscriber shall independently verify the accuracy and correctness of the information/data before in any way acting upon the same. MIPL shall not be liable for any harm, injury, loss or damage caused to the Subscriber due to default by the Subscriber's debtors/beneficiaries in fulfilling their obligations of any nature whatsoever. This Report or any of its portion shall not be used as a documentary evidence or otherwise before any investigative agencies or forum of law. This Report is confidential and proprietary to MIPL. The Subscriber and/or any other person(s) may not reproduce, publish or disclose any of the contents of the Report to others without the express authorization of MIPL. This Report is prepared and issued to the Subscriber without any risk, responsibility or liability on the part of MIPL or its officials.

FINANCIAL DATA
[all figures are in INR Million]

ABRIDGED BALANCE SHEET

| SOURCES OF FUNDS | 31.03.2017 | 31.03.2016 | 31.03.2015 |
|--|------------------|-----------------|-----------------|
| I. EQUITY AND LIABILITIES | | | |
| (1) Shareholders' Funds | | | |
| (a) Share Capital | 313.536 | 300.774 | 298.059 |
| (b) Reserves and Surplus | (644.509) | 439.982 | 1555.799 |
| (c) Money received against share warrants | 0.000 | 0.000 | 0.000 |
| (2) Share Application money pending allotment | 0.000 | 0.000 | 0.000 |
| Total Shareholders' Funds (1) + (2) | (330.973) | 740.756 | 1853.858 |
| (3) Non-Current Liabilities | | | |
| (a) long-term borrowings | 3664.734 | 3453.223 | 2881.705 |
| (b) Deferred tax liabilities (Net) | 0.000 | 0.000 | 154.221 |
| (c) Other long-term liabilities | 0.000 | 0.000 | 0.000 |
| (d) long-term provisions | 12.458 | 16.978 | 14.778 |
| Total Non-current Liabilities (3) | 3677.192 | 3470.201 | 3050.704 |
| (4) Current Liabilities | | | |
| (a) Short-term borrowings | 1716.748 | 1730.146 | 2024.774 |
| (b) Trade payables | 691.765 | 546.650 | 900.157 |
| (c) Other current liabilities | 689.350 | 479.439 | 436.608 |
| (d) Short-term provisions | 4.609 | 4.727 | 3.959 |
| Total Current Liabilities (4) | 3102.472 | 2760.962 | 3365.498 |
| TOTAL | 6448.691 | 6971.919 | 8270.060 |
| II. ASSETS | | | |
| (1) Non-current assets | | | |
| (a) Fixed Assets | | | |
| (i) Tangible assets | 3767.940 | 3949.815 | 4171.190 |
| (ii) Intangible Assets | 0.798 | 1.354 | 2.656 |
| (iii) Tangible assets capital work-in-progress | 29.499 | 9.303 | 19.063 |
| (iv) Intangible assets under development | 0.000 | 0.000 | 0.000 |
| (b) Non-current Investments | 0.003 | 0.003 | 0.003 |
| (c) Deferred tax assets (net) | 0.000 | 0.000 | 0.000 |
| (d) Long-term loans and advances | 3.020 | 33.851 | 32.858 |
| (e) Other Non-current assets | 0.000 | 0.000 | 0.000 |
| Total Non-Current Assets | 3801.260 | 3994.326 | 4225.770 |
| (2) Current assets | | | |

DISCLAIMER : This Report is **PRIVATE & CONFIDENTIAL** and it is prepared at the request of and for its use by the Subscriber only. The Subscriber shall use the contents of the Report merely as an aid to its business. Mira Inform Private Limited ("MIPL") has collated information/data in the Report, which have not been verified unless otherwise specifically mentioned in the Report. The Subscriber shall independently verify the accuracy and correctness of the information/data before in any way acting upon the same. MIPL shall not be liable for any harm, injury, loss or damage caused to the Subscriber due to default by the Subscriber's debtors/beneficiaries in fulfilling their obligations of any nature whatsoever. This Report or any of its portion shall not be used as a documentary evidence or otherwise before any investigative agencies or forum of law. This Report is confidential and proprietary to MIPL. The Subscriber and/or any other person(s) may not reproduce, publish or disclose any of the contents of the Report to others without the express authorization of MIPL. This Report is prepared and issued to the Subscriber without any risk, responsibility or liability on the part of MIPL or its officials.

| | | | |
|-----------------------------------|-----------------|-----------------|-----------------|
| (a) Current investments | 0.000 | 0.000 | 0.000 |
| (b) Inventories | 1339.363 | 1346.355 | 2437.557 |
| (c) Trade receivables | 513.765 | 693.390 | 556.537 |
| (d) Cash and bank balances | 82.315 | 95.575 | 354.088 |
| (e) Short-term loans and advances | 701.317 | 834.419 | 681.687 |
| (f) Other current assets | 10.671 | 7.854 | 14.421 |
| Total Current Assets | 2647.431 | 2977.593 | 4044.290 |
| TOTAL | 6448.691 | 6971.919 | 8270.060 |

PROFIT & LOSS ACCOUNT

| | PARTICULARS | 31.03.2017 | 31.03.2016 | 31.03.2015 |
|------------------|---|-------------------|-------------------|------------------|
| | SALES | | | |
| | Total Revenue from operations | 3220.606 | 4334.541 | 5311.908 |
| | Other Income | 17.113 | 15.467 | 23.013 |
| | TOTAL | 3237.719 | 4350.008 | 5334.921 |
| Less | EXPENSES | | | |
| | Cost of Materials Consumed | 2258.306 | 2839.079 | 3424.726 |
| | Purchases of Stock-in-Trade | 11.927 | 226.189 | 169.309 |
| | Changes in inventories of finished goods, work-in-progress and Stock-in-Trade | 97.167 | 380.077 | (202.248) |
| | Employee benefit expense | 358.108 | 369.269 | 403.311 |
| | Expenditure on production, transportation and Other expenditure pertaining to exploration and production activities | 149.879 | 176.496 | 0.000 |
| | CSR expenditure | 0.261 | 0.000 | 0.258 |
| | Other expenses | 612.971 | 757.111 | 1208.898 |
| | Prior period items | 0.000 | 0.034 | (0.059) |
| | TOTAL | 3488.619 | 4748.255 | 5004.195 |
| | PROFIT/ (LOSS) BEFORE INTEREST, TAX, DEPRECIATION AND AMORTISATION | (250.900) | (398.247) | 330.726 |
| Less | FINANCIAL EXPENSES | 611.527 | 626.732 | 518.770 |
| | PROFIT / (LOSS) BEFORE TAX, DEPRECIATION AND AMORTISATION | (862.427) | (1024.979) | (188.044) |
| Less/ Add | DEPRECIATION/ AMORTISATION | 250.806 | 259.176 | 264.626 |
| | PROFIT/ (LOSS) BEFORE TAX | (1113.233) | (1284.155) | (452.670) |
| Less | TAX | 0.000 | (154.220) | (147.260) |

DISCLAIMER : This Report is **PRIVATE & CONFIDENTIAL** and it is prepared at the request of and for its use by the Subscriber only. The Subscriber shall use the contents of the Report merely as an aid to its business. Mira Inform Private Limited ("MIPL") has collated information/data in the Report, which have not been verified unless otherwise specifically mentioned in the Report. The Subscriber shall independently verify the accuracy and correctness of the information/data before in any way acting upon the same. MIPL shall not be liable for any harm, injury, loss or damage caused to the Subscriber due to default by the Subscriber's debtors/beneficiaries in fulfilling their obligations of any nature whatsoever. This Report or any of its portion shall not be used as a documentary evidence or otherwise before any investigative agencies or forum of law. This Report is confidential and proprietary to MIPL. The Subscriber and/or any other person(s) may not reproduce, publish or disclose any of the contents of the Report to others without the express authorization of MIPL. This Report is prepared and issued to the Subscriber without any risk, responsibility or liability on the part of MIPL or its officials.

| | | | | |
|--|--|-------------------|-------------------|------------------|
| | PROFIT/ (LOSS) AFTER TAX | (1113.233) | (1129.935) | (305.410) |
| | IMPORTS | | | |
| | Raw Materials | 677.325 | 757.008 | 1103.473 |
| | Components and spare parts | 9.379 | 1.262 | 27.873 |
| | Capital Goods | 0.430 | 0.066 | 22.592 |
| | TOTAL IMPORTS | 687.134 | 758.336 | 1153.938 |
| | Earnings / (Loss) Per Share (INR) | (36.41) | (37.85) | (10.25) |

CURRENT MATURITIES OF LONG TERM DEBT DETAILS

| Particulars | 31.03.2017 | 31.03.2016 | 31.03.2015 |
|--|------------|------------|------------|
| Current Maturities of Long term debt | 464.709 | 359.981 | 244.461 |
| Net cash flows from (used in) operations | 420.691 | 100.082 | 908.669 |
| Net cash flows from (used in) operating activities | 407.294 | (194.547) | 908.669 |

KEY RATIOS

EFFICIENCY RATIOS

| PARTICULARS | 31.03.2017 | 31.03.2016 | 31.03.2015 |
|---|------------|------------|------------|
| Average Collection Days (Sundry Debtors / Income * 365 Days) | 58.23 | 58.39 | 38.24 |
| Account Receivables Turnover (Income / Sundry Debtors) | 6.27 | 6.25 | 9.54 |
| Average Payment Days (Sundry Creditors / Purchases * 365 Days) | 111.22 | 65.09 | 91.42 |
| Inventory Turnover (Operating Income / Inventories) | (0.19) | (0.30) | 0.14 |
| Asset Turnover (Operating Income / Net Fixed Assets) | (0.07) | (0.10) | 0.08 |

LEVERAGE RATIOS

| PARTICULARS | 31.03.2017 | 31.03.2016 | 31.03.2015 |
|-------------|------------|------------|------------|
|-------------|------------|------------|------------|

DISCLAIMER : This Report is **PRIVATE & CONFIDENTIAL** and it is prepared at the request of and for its use by the Subscriber only. The Subscriber shall use the contents of the Report merely as an aid to its business. Mira Inform Private Limited ("MIPL") has collated information/data in the Report, which have not been verified unless otherwise specifically mentioned in the Report. The Subscriber shall independently verify the accuracy and correctness of the information/data before in any way acting upon the same. MIPL shall not be liable for any harm, injury, loss or damage caused to the Subscriber due to default by the Subscriber's debtors/beneficiaries in fulfilling their obligations of any nature whatsoever. This Report or any of its portion shall not be used as a documentary evidence or otherwise before any investigative agencies or forum of law. This Report is confidential and proprietary to MIPL. The Subscriber and/or any other person(s) may not reproduce, publish or disclose any of the contents of the Report to others without the express authorization of MIPL. This Report is prepared and issued to the Subscriber without any risk, responsibility or liability on the part of MIPL or its officials.

| | | | |
|--|---------|--------|------|
| Debt Ratio (<i>Borrowing + Current Liabilities</i>) / <i>Total Assets</i>) | 1.12 | 0.94 | 0.78 |
| Debt Equity Ratio (<i>Total Liability</i> / <i>Networth</i>) | (17.66) | 7.48 | 2.78 |
| Current Liabilities to Networth (<i>Current Liabilities</i> / <i>Net Worth</i>) | (9.37) | 3.73 | 1.82 |
| Fixed Assets to Networth (<i>Net Fixed Assets</i> / <i>Networth</i>) | (11.48) | 5.35 | 2.26 |
| Interest Coverage Ratio (<i>PBIT</i> / <i>Financial Charges</i>) | (0.41) | (0.64) | 0.64 |

PROFITABILITY RATIOS

| PARTICULARS | | 31.03.2017 | 31.03.2016 | 31.03.2015 |
|---|---|------------|------------|------------|
| Net Profit Margin (<i>(PAT / Sales) * 100</i>) | % | (34.57) | (26.07) | (5.75) |
| Return on Total Assets (<i>(PAT / Total Assets) * 100</i>) | % | (17.26) | (16.21) | (3.69) |
| Return on Investment (ROI) (<i>(PAT / Networth) * 100</i>) | % | 336.35 | (152.54) | (16.47) |

SOLVENCY RATIOS

| PARTICULARS | | 31.03.2017 | 31.03.2016 | 31.03.2015 |
|--|--|------------|------------|------------|
| Current Ratio (<i>Current Assets / Current Liabilities</i>) | | 0.85 | 1.08 | 1.20 |
| Quick Ratio (<i>(Current Assets – Inventories) / Current Liabilities</i>) | | 0.42 | 0.59 | 0.48 |
| G-Score Ratio Financial (<i>Networth / Total Assets</i>) | | (0.05) | 0.11 | 0.22 |
| G-Score Ratio Debt (<i>Debts / Equity Capital</i>) | | 18.65 | 18.43 | 17.28 |
| G-Score Ratio Liquidity (<i>Total Current Assets / Total Current Liabilities</i>) | | 0.85 | 1.08 | 1.20 |

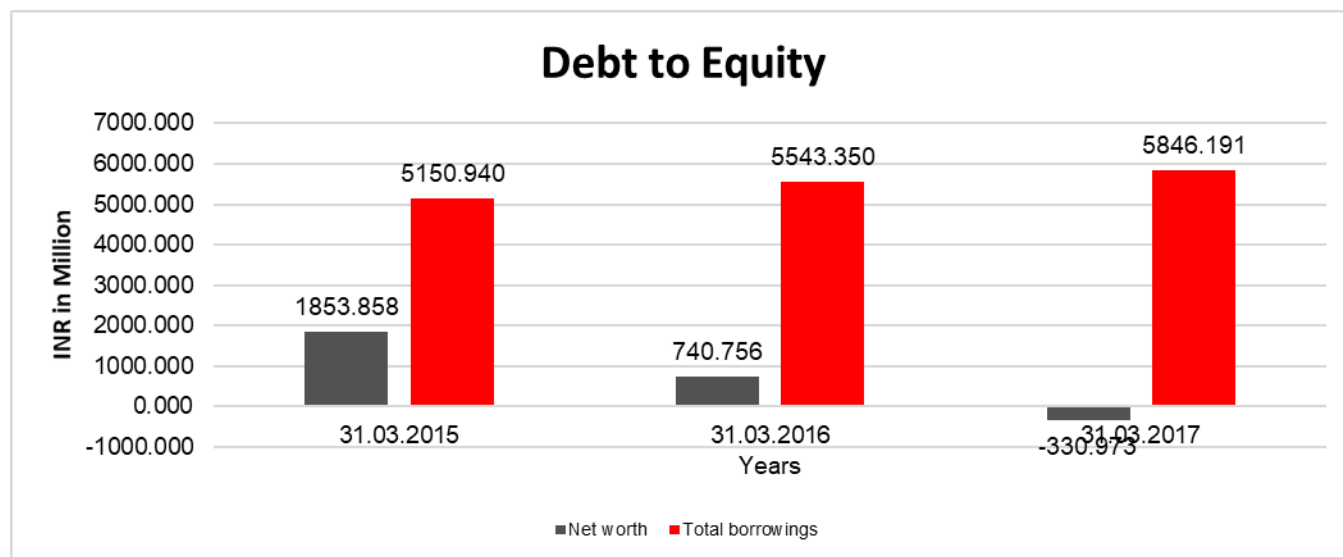
Total Liability = Short-term Debt + Long-term Debt + Current Maturities of Long-term debts

DISCLAIMER : This Report is **PRIVATE & CONFIDENTIAL** and it is prepared at the request of and for its use by the Subscriber only. The Subscriber shall use the contents of the Report merely as an aid to its business. Mira Inform Private Limited ("MIPL") has collated information/data in the Report, which have not been verified unless otherwise specifically mentioned in the Report. The Subscriber shall independently verify the accuracy and correctness of the information/data before in any way acting upon the same. MIPL shall not be liable for any harm, injury, loss or damage caused to the Subscriber due to default by the Subscriber's debtors/beneficiaries in fulfilling their obligations of any nature whatsoever. This Report or any of its portion shall not be used as a documentary evidence or otherwise before any investigative agencies or forum of law. This Report is confidential and proprietary to MIPL. The Subscriber and/or any other person(s) may not reproduce, publish or disclose any of the contents of the Report to others without the express authorization of MIPL. This Report is prepared and issued to the Subscriber without any risk, responsibility or liability on the part of MIPL or its officials.

FINANCIAL ANALYSIS
[all figures are in INR Million]

DEBT EQUITY RATIO

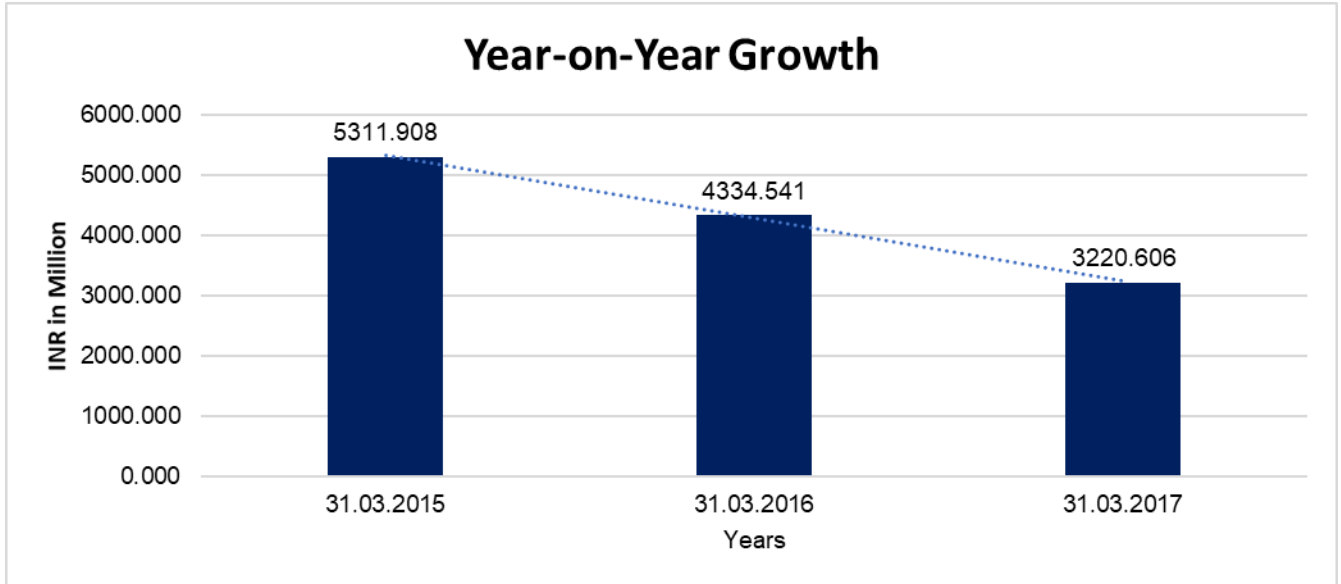
| Particular | 31.03.2015 | 31.03.2016 | 31.03.2017 |
|---|-----------------|-----------------|-----------------|
| | INR In Million | INR In Million | INR In Million |
| Share Capital | 298.059 | 300.774 | 313.536 |
| Reserves & Surplus | 1555.799 | 439.982 | -644.509 |
| Money received against share warrants | 0.000 | 0.000 | 0.000 |
| Share Application money pending allotment | 0.000 | 0.000 | 0.000 |
| Net worth | 1853.858 | 740.756 | -330.973 |
| long-term borrowings | 2881.705 | 3453.223 | 3664.734 |
| Short term borrowings | 2024.774 | 1730.146 | 1716.748 |
| Current Maturities of Long term debt | 244.461 | 359.981 | 464.709 |
| Total borrowings | 5150.940 | 5543.350 | 5846.191 |
| Debt/Equity ratio | 2.778 | 7.483 | -17.664 |



YEAR-ON-YEAR GROWTH

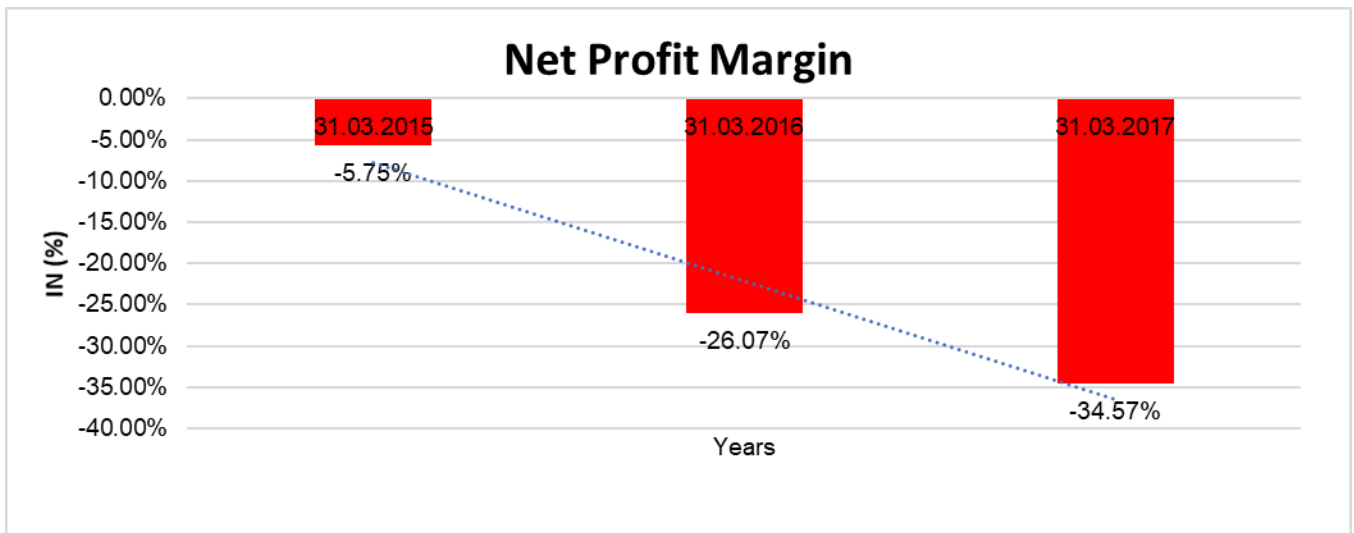
| Year on Year Growth | 31.03.2015 | 31.03.2016 | 31.03.2017 |
|---------------------|----------------|-----------------|-----------------|
| | INR In Million | INR In Million | INR In Million |
| Sales | 5311.908 | 4334.541 | 3220.606 |
| | | (18.400) | (25.699) |

DISCLAIMER : This Report is **PRIVATE & CONFIDENTIAL** and it is prepared at the request of and for its use by the Subscriber only. The Subscriber shall use the contents of the Report merely as an aid to its business. Mira Inform Private Limited ("MIPL") has collated information/data in the Report, which have not been verified unless otherwise specifically mentioned in the Report. The Subscriber shall independently verify the accuracy and correctness of the information/data before in any way acting upon the same. MIPL shall not be liable for any harm, injury, loss or damage caused to the Subscriber due to default by the Subscriber's debtors/beneficiaries in fulfilling their obligations of any nature whatsoever. This Report or any of its portion shall not be used as a documentary evidence or otherwise before any investigative agencies or forum of law. This Report is confidential and proprietary to MIPL. The Subscriber and/or any other person(s) may not reproduce, publish or disclose any of the contents of the Report to others without the express authorization of MIPL. This Report is prepared and issued to the Subscriber without any risk, responsibility or liability on the part of MIPL or its officials.



NET PROFIT MARGIN

| Net Profit Margin | 31.03.2015 | 31.03.2016 | 31.03.2017 |
|-------------------|----------------|-----------------|-----------------|
| | INR In Million | INR In Million | INR In Million |
| Sales | 5311.908 | 4334.541 | 3220.606 |
| Profit/ (Loss) | (305.410) | (1129.935) | (1113.233) |
| | (5.75%) | (26.07%) | (34.57%) |



DISCLAIMER : This Report is **PRIVATE & CONFIDENTIAL** and it is prepared at the request of and for its use by the Subscriber only. The Subscriber shall use the contents of the Report merely as an aid to its business. Mira Inform Private Limited ("MIPL") has collated information/data in the Report, which have not been verified unless otherwise specifically mentioned in the Report. The Subscriber shall independently verify the accuracy and correctness of the information/data before in any way acting upon the same. MIPL shall not be liable for any harm, injury, loss or damage caused to the Subscriber due to default by the Subscriber's debtors/beneficiaries in fulfilling their obligations of any nature whatsoever. This Report or any of its portion shall not be used as a documentary evidence or otherwise before any investigative agencies or forum of law. This Report is confidential and proprietary to MIPL. The Subscriber and/or any other person(s) may not reproduce, publish or disclose any of the contents of the Report to others without the express authorization of MIPL. This Report is prepared and issued to the Subscriber without any risk, responsibility or liability on the part of MIPL or its officials.

LOCAL AGENCY FURTHER INFORMATION

| Sr. No. | Check list by info agents | Available in Report (Yes/No) |
|---------|---|------------------------------|
| 1 | Year of establishment | Yes |
| 2 | Constitution of the entity -Incorporation details | Yes |
| 3 | Locality of the entity | Yes |
| 4 | Premises details | No |
| 5 | Buyer visit details | -- |
| 6 | Contact numbers | Yes |
| 7 | Name of the person contacted | No |
| 8 | Designation of contact person | No |
| 9 | Promoter's background | Yes |
| 10 | Date of Birth of Proprietor / Partners / Directors | Yes |
| 11 | Pan Card No. of Proprietor / Partners | Yes |
| 12 | Voter Id Card No. of Proprietor / Partners | No |
| 13 | Type of business | Yes |
| 14 | Line of Business | Yes |
| 15 | Export/import details (if applicable) | No |
| 16 | No. of employees | No |
| 17 | Details of sister concerns | Yes |
| 18 | Major suppliers | No |
| 19 | Major customers | No |
| 20 | Banking Details | Yes |
| 21 | Banking facility details | Yes |
| 22 | Conduct of the banking account | -- |
| 23 | Financials, if provided | Yes |
| 24 | Capital in the business | Yes |
| 25 | Last accounts filed at ROC, if applicable | Yes |
| 26 | Turnover of firm for last three years | Yes |
| 27 | Reasons for variation <> 20% | -- |
| 28 | Estimation for coming financial year | No |
| 29 | Profitability for last three years | Yes |
| 30 | Major shareholders, if available | Yes |
| 31 | External Agency Rating, if available | No |
| 32 | Litigations that the firm/promoter involved in | -- |
| 33 | Market information | -- |
| 34 | Payments terms | No |
| 35 | Negative Reporting by Auditors in the Annual Report | No |

DISCLAIMER : This Report is **PRIVATE & CONFIDENTIAL** and it is prepared at the request of and for its use by the Subscriber only. The Subscriber shall use the contents of the Report merely as an aid to its business. Mira Inform Private Limited ("MIPL") has collated information/data in the Report, which have not been verified unless otherwise specifically mentioned in the Report. The Subscriber shall independently verify the accuracy and correctness of the information/data before in any way acting upon the same. MIPL shall not be liable for any harm, injury, loss or damage caused to the Subscriber due to default by the Subscriber's debtors/beneficiaries in fulfilling their obligations of any nature whatsoever. This Report or any of its portion shall not be used as a documentary evidence or otherwise before any investigative agencies or forum of law. This Report is confidential and proprietary to MIPL. The Subscriber and/or any other person(s) may not reproduce, publish or disclose any of the contents of the Report to others without the express authorization of MIPL. This Report is prepared and issued to the Subscriber without any risk, responsibility or liability on the part of MIPL or its officials.

INDEX OF CHARGES

| S N O | SRN | CHA RGE ID | CHARGE HOLDER NAME | DAT E OF CRE ATIO N | DAT E OF MOD IFIC ATIO N | DATE OF SATIS FACTI ON | AMOUNT | ADDRESS |
|-------------|---------------|------------------|---|---------------------------------|---|------------------------------------|--------------|--|
| 1 | G0053 0378 | 10512 456 | SBICAP TRUSTEE COMPANY LIMITED | 09/07 /2014 | 10/03 /2016 | - | 7276300000.0 | 202, MAKER TOWER, 'E', CUFFE PARADE,COLABA,MU MBAIMa400005IN |
| 2 | B6997 9656 | 10409 521 | STATE BANK OF HYDERABAD | 15/02 /2013 | - | - | 200000000.0 | Industrial Finance Branch85, Richmand RoadBengaluruKA5600 25IN |
| 3 | B6909 0579 | 10406 769 | STATE BANK OF BIKANER AND JAIPUR | 08/02 /2013 | - | - | 670000000.0 | BHOPALGANJBHILWA RARJ311001IN |
| 4 | B6529 9703 | 10395 412 | STATE BANK OF BIKANER AND JAIPUR | 08/11 /2012 | - | - | 619000.0 | BHOPALGANJBHILWA RARJ311001IN |
| 5 | B5801 7237 | 10376 308 | STATE BANK OF BIKANER AND JAIPUR | 24/08 /2012 | - | - | 300000000.0 | BHOPAL GANJBHILWARARJ31 1001IN |
| 6 | B5801 6106 | 10376 301 | STATE BANK OF BIKANER AND JAIPUR | 24/08 /2012 | - | - | 10000000.0 | BHOPAL GANJBHILWARARJ31 1001IN |
| 7 | B3437 1856 | 10340 693 | STATE BANK OF HYDERABAD | 15/02 /2012 | - | - | 20000000.0 | INDUSTRIAL FINANCE BRANCH85, RICHMOND ROADBENGALURUKA 560025IN |
| 8 | B8217 7056 | 10297 702 | STATE BANK OF HYDERABAD | 29/06 /2011 | 06/08 /2013 | - | 150000000.0 | INDUSTRIAL FINANCE BRANCH85, RICHMOND ROADBANGALOREKA 560025IN |
| 9 | B0216 7716 | 10256 389 | STATE BANK OF BIKANER AND JAIPUR | 16/12 /2010 | - | - | 100000000.0 | BHOPAL GANJBHILWARARJ31 1001IN |
| 10 | A9331 1843 | 10235 977 | STATE BANK OF BIKANER AND JAIPUR | 10/08 /2010 | - | - | 290000000.0 | BHOPALGANJBHILWA RARJ311001IN |

UNSECURED LOANS

| PARTICULARS | 31.03.2017 (INR In Million) | 31.03.2016 (INR In Million) |
|-----------------------------|--------------------------------|--------------------------------|
| LONG-TERM BORROWINGS | | |
| Intercorporate borrowings | 114.550 | 99.550 |
| Total | 114.550 | 99.550 |

GENERAL INFORMATION

“Janki Corp Limited” is a public limited Company domiciled in India and incorporated under the provision of the Companies Act, 1956. The Company is engaged in manufacturing of Sponge Iron & Power, Processing of Fabrics and selling fabrics under a reputed brand name of “JPL”. The Company is providing services of processing of fabrics that is largest in the region. Further Company caters huge demand of domestic market of sponge iron as well as fabrics.

COMPANY PERFORMANCE:

During the year, the Company’s financial performance has been badly affected due to unfavorable market of sponge iron. Also, slowdown in steel sector and impact of mining ban still continues in the year which hampered the profitability of the Company.

FUTURE OUTLOOK:

The market for sponge iron continues to be under stress. The restrictions imposed by Honorable Supreme Court subsequent to ban on mining of iron ore in July 2011 continues for 6th consecutive year. As a result of the same the availability and prices of iron ore which is the main raw material for Steel Division remains unfavorable. The company is hopeful of relaxations in these restrictions after which company’s situation should improve.

FIXED ASSETS:

Tangible Assets

- Land
- Buildings
- Plant and Equipment
- Furniture and Fixtures
- Vehicles
- Office Equipment
- Computer Equipments
- Leasehold Improvements

DISCLAIMER : This Report is **PRIVATE & CONFIDENTIAL** and it is prepared at the request of and for its use by the Subscriber only. The Subscriber shall use the contents of the Report merely as an aid to its business. Mira Inform Private Limited (“MIPL”) has collated information/data in the Report, which have not been verified unless otherwise specifically mentioned in the Report. The Subscriber shall independently verify the accuracy and correctness of the information/data before in any way acting upon the same. MIPL shall not be liable for any harm, injury, loss or damage caused to the Subscriber due to default by the Subscriber’s debtors/beneficiaries in fulfilling their obligations of any nature whatsoever. This Report or any of its portion shall not be used as a documentary evidence or otherwise before any investigative agencies or forum of law. This Report is confidential and proprietary to MIPL. The Subscriber and/or any other person(s) may not reproduce, publish or disclose any of the contents of the Report to others without the express authorization of MIPL. This Report is prepared and issued to the Subscriber without any risk, responsibility or liability on the part of MIPL or its officials.

CMT REPORT (Corruption, Money Laundering & Terrorism]

The Public Notice information has been collected from various sources including but not limited to: **The Courts, India Prisons Service, Interpol, etc.**

- 1] **INFORMATION ON DESIGNATED PARTY**
No records exist designating subject or any of its beneficial owners, controlling shareholders or senior officers as terrorist or terrorist organization or whom notice had been received that all financial transactions involving their assets have been blocked or convicted, found guilty or against whom a judgement or order had been entered in a proceedings for violating money-laundering, anti-corruption or bribery or international economic or anti-terrorism sanction laws or whose assets were seized, blocked, frozen or ordered forfeited for violation of money laundering or international anti-terrorism laws.
- 2] **Court Declaration :**
No records exist to suggest that subject is or was the subject of any formal or informal allegations, prosecutions or other official proceeding for making any prohibited payments or other improper payments to government officials for engaging in prohibited transactions or with designated parties.
- 3] **Asset Declaration :**
No records exist to suggest that the property or assets of the subject are derived from criminal conduct or a prohibited transaction.
- 4] **Record on Financial Crime :**
Charges or conviction registered against subject: **None**
- 5] **Records on Violation of Anti-Corruption Laws :**
Charges or investigation registered against subject: **None**
- 6] **Records on Int'l Anti-Money Laundering Laws/Standards :**
Charges or investigation registered against subject: **None**
- 7] **Criminal Records**
No available information exist that suggest that subject or any of its principals have been formally charged or convicted by a competent governmental authority for any financial crime or under any formal investigation by a competent government authority for any violation of anti-corruption laws or international anti-money laundering laws or standard.
- 8] **Affiliation with Government :**
No record exists to suggest that any director or indirect owners, controlling shareholders, director, officer or employee of the company is a government official or a family member or close business associate of a Government official.
- 9] **Compensation Package :**
Our market survey revealed that the amount of compensation sought by the subject is fair and reasonable and comparable to compensation paid to others for similar services.
- 10] **Press Report :**
No press reports / filings exists on the subject.

DISCLAIMER : This Report is **PRIVATE & CONFIDENTIAL** and it is prepared at the request of and for its use by the Subscriber only. The Subscriber shall use the contents of the Report merely as an aid to its business. Mira Inform Private Limited ("MIPL") has collated information/data in the Report, which have not been verified unless otherwise specifically mentioned in the Report. The Subscriber shall independently verify the accuracy and correctness of the information/data before in any way acting upon the same. MIPL shall not be liable for any harm, injury, loss or damage caused to the Subscriber due to default by the Subscriber's debtors/beneficiaries in fulfilling their obligations of any nature whatsoever. This Report or any of its portion shall not be used as a documentary evidence or otherwise before any investigative agencies or forum of law. This Report is confidential and proprietary to MIPL. The Subscriber and/or any other person(s) may not reproduce, publish or disclose any of the contents of the Report to others without the express authorization of MIPL. This Report is prepared and issued to the Subscriber without any risk, responsibility or liability on the part of MIPL or its officials.

CORPORATE GOVERNANCE

MIRA INFORM as part of its Due Diligence do provide comments on Corporate Governance to identify management and governance. These factors often have been predictive and in some cases have created vulnerabilities to credit deterioration.

Our Governance Assessment focuses principally on the interactions between a company's management, its Board of Directors, Shareholders and other financial stakeholders.

CONTRAVENTION

Subject is not known to have contravened any existing local laws, regulations or policies that prohibit, restrict or otherwise affect the terms and conditions that could be included in the agreement with the subject.

FOREIGN EXCHANGE RATES

| Currency | Unit | INR |
|-----------|------|-----------|
| US Dollar | 1 | INR 73.75 |
| UK Pound | 1 | INR 95.39 |
| Euro | 1 | INR 84.63 |

INFORMATION DETAILS

| | |
|----------------------------------|-----|
| Information Gathered by : | GYT |
| Analysis Done by : | NIY |
| Report Prepared by : | ARC |

SCORE FACTORS

| | | |
|-----------------------------|--------|-----|
| DEMERIT POINTS | | |
| --BANK CHARGES | YES/NO | YES |
| --LITIGATION | YES/NO | NO |
| --OTHER ADVERSE INFORMATION | YES/NO | NO |
| MERIT POINTS | | |
| --SOLE DISTRIBUTORSHIP | YES/NO | NO |
| --EXPORT ACTIVITIES | YES/NO | NO |
| --AFFILIATION | YES/NO | YES |
| --LISTED | YES/NO | NO |
| --OTHER MERIT FACTORS | YES/NO | YES |

RATING EXPLANATIONS

| Credit Rating | Explanation | Rating Comments |
|---------------|------------------|--|
| A++ | Minimum Risk | Business dealings permissible with minimum risk of default |
| A+ | Low Risk | Business dealings permissible with low risk of default |
| A | Acceptable Risk | Business dealings permissible with moderate risk of default |
| B | Medium Risk | Business dealings permissible on a regular monitoring basis |
| C | Medium High Risk | Business dealings permissible preferably on secured basis |
| D | High Risk | Business dealing not recommended or on secured terms only |
| NB | New Business | No recommendation can be done due to business in infancy stage |
| NT | No Trace | No recommendation can be done as the business is not traceable |

NB is stated where there is insufficient information to facilitate rating. However, it is not to be considered as unfavourable.

This score serves as a reference to assess SC's credit risk and to set the amount of credit to be extended. It is calculated from a composite of weighted scores obtained from each of the major sections of this report. The assessed factors are as follows:

- Financial condition covering various ratios
- Company background and operations size
- Promoters / Management background
- Payment record
- Litigation against the subject
- Industry scenario / competitor analysis
- Supplier / Customer / Banker review (wherever available)

DISCLAIMER : This Report is **PRIVATE & CONFIDENTIAL** and it is prepared at the request of and for its use by the Subscriber only. The Subscriber shall use the contents of the Report merely as an aid to its business. Mira Inform Private Limited ("MIPL") has collated information/data in the Report, which have not been verified unless otherwise specifically mentioned in the Report. The Subscriber shall independently verify the accuracy and correctness of the information/data before in any way acting upon the same. MIPL shall not be liable for any harm, injury, loss or damage caused to the Subscriber due to default by the Subscriber's debtors/beneficiaries in fulfilling their obligations of any nature whatsoever. This Report or any of its portion shall not be used as a documentary evidence or otherwise before any investigative agencies or forum of law. This Report is confidential and proprietary to MIPL. The Subscriber and/or any other person(s) may not reproduce, publish or disclose any of the contents of the Report to others without the express authorization of MIPL. This Report is prepared and issued to the Subscriber without any risk, responsibility or liability on the part of MIPL or its officials.