

MIRA INFORM REPORT

Report No. :	533140
Report Date :	05.10.2018

IDENTIFICATION DETAILS

Name :	MAHALAXMI ASSOCIATES PRIVATE LIMITED
Registered Office :	Gali No 13, NH 37, Beltola, Guwahati – 781028, Assam
Tel. No.:	91-361-2306562
Country :	India
Financials (as on) :	31.03.2017
Date of Incorporation :	12.10.1998
CIN No.: [Company Identification No.]	U51909AS1998PTC005558
Capital Investment / Paid-up Capital :	INR 23.090 Million
PAN No.: [Permanent Account No.]	AADCM6749G
GSTN : [Goods & Service Tax Registration No.]	19AADCM6749G1Z4 (West Bengal) 18AADCM6749G1Z6 / 18AADCM6749G2Z5 (Assam) 24AADCM6749G1ZD (Gujarat)
Legal Form :	Private Limited Liability Company
Line of Business :	Trader and importer of cooking and non-cooking coal. [Registered activity and also confirmed by management]
No. of Employees :	19 (Approximately)

RATING & COMMENTS

(Mira Inform has adopted New Rating mechanism w.e.f. 23rd January 2017)

MIRA's Rating : A

Credit Rating	Explanation	Rating Comments
---------------	-------------	-----------------

DISCLAIMER : This Report is **PRIVATE & CONFIDENTIAL** and it is prepared at the request of and for its use by the Subscriber only. The Subscriber shall use the contents of the Report merely as an aid to its business. Mira Inform Private Limited ("MIPL") has collated information/data in the Report, which have not been verified unless otherwise specifically mentioned in the Report. The Subscriber shall independently verify the accuracy and correctness of the information/data before in any way acting upon the same. MIPL shall not be liable for any harm, injury, loss or damage caused to the Subscriber due to default by the Subscriber's debtors/beneficiaries in fulfilling their obligations of any nature whatsoever. This Report or any of its portion shall not be used as a documentary evidence or otherwise before any investigative agencies or forum of law. This Report is confidential and proprietary to MIPL. The Subscriber and/or any other person(s) may not reproduce, publish or disclose any of the contents of the Report to others without the express authorization of MIPL. This Report is prepared and issued to the Subscriber without any risk, responsibility or liability on the part of MIPL or its officials.

A	Acceptable Risk	Business dealings permissible with moderate risk of default
---	-----------------	---

Maximum Credit Limit :	USD 320000
Status :	Satisfactory
Payment Behaviour :	Slow but correct
Litigation :	Clear
Comments :	<p>Subject is an established company incorporated in the year 1998 having satisfactory track.</p> <p>For the financial year ended 2017, the company has witnessed a growth in its revenue and reported low profit margin at 0.54% (approximately).</p> <p>The company possesses an acceptable financial profile marked by healthy Networth base along with low debt level of the company.</p> <p>The company also derives strength from its long standing track record of business operation.</p> <p>However, the rating strength is partially offset by low profit margin of the company.</p> <p>Trade relations are reported as fair. Business is active. Payment terms are seems to be slow but correct.</p> <p>In view of the aforesaid, the company can be considered for business dealings at usual trade terms and conditions.</p>

NOTES:

Any query related to this report can be made on e-mail: infodept@mirainform.com while quoting report number, name and date.

ECGC Country Risk Classification List

Country Name	Previous Rating (31.12.2017)	Current Rating (01.04.2018)
India	A1	A1

Risk Category	ECGC Classification
Insignificant	A1
Low Risk	A2
Moderately Low Risk	B1

DISCLAIMER : This Report is **PRIVATE & CONFIDENTIAL** and it is prepared at the request of and for its use by the Subscriber only. The Subscriber shall use the contents of the Report merely as an aid to its business. Mira Inform Private Limited ("MIPL") has collated information/data in the Report, which have not been verified unless otherwise specifically mentioned in the Report. The Subscriber shall independently verify the accuracy and correctness of the information/data before in any way acting upon the same. MIPL shall not be liable for any harm, injury, loss or damage caused to the Subscriber due to default by the Subscriber's debtors/beneficiaries in fulfilling their obligations of any nature whatsoever. This Report or any of its portion shall not be used as a documentary evidence or otherwise before any investigative agencies or forum of law. This Report is confidential and proprietary to MIPL. The Subscriber and/or any other person(s) may not reproduce, publish or disclose any of the contents of the Report to others without the express authorization of MIPL. This Report is prepared and issued to the Subscriber without any risk, responsibility or liability on the part of MIPL or its officials.

Moderate Risk	B2
Moderately High Risk	C1
High Risk	C2
Very High Risk	D

EXTERNAL AGENCY RATING

Rating Agency Name	ICRA
Rating	Fund Based Limit= B+ (Issuer Not Cooperating)
Rating Explanation	High risk of default.
Date	11.09.2017

RBI DEFAULTERS' LIST STATUS

Subject's name is not enlisted as a defaulter in the publicly available RBI Defaulters' list.

EPF (Employee Provident Fund) DEFAULTERS' LIST STATUS

Subject's name is not enlisted as a defaulter in the publicly available EPF (Employee Provident Fund) Defaulters' list as of 31-03-2018.

BIFR (Board for Industrial & Financial Reconstruction) LISTING STATUS

Subject's name is not listed as a Sick Unit in the publicly available BIFR (Board for Industrial & Financial Reconstruction) list as of 05.10.2018

IBBI (Insolvency and Bankruptcy Board of India) LISTING STATUS

Subject's name is not listed in the publicly available IBBI (Insolvency and Bankruptcy Board of India) list as of report date.

INFORMATION PARTED BY

Name :	Mr. Deepak
Designation :	Accounts Manager
Contact No.:	91-9435734972
Date :	04.10.2018

LOCATIONS

Registered Office :	Gali No 13, NH 37, Beltola, Guwahati – 781028, Assam, India
----------------------------	---

DISCLAIMER : This Report is **PRIVATE & CONFIDENTIAL** and it is prepared at the request of and for its use by the Subscriber only. The Subscriber shall use the contents of the Report merely as an aid to its business. Mira Inform Private Limited ("MIPL") has collated information/data in the Report, which have not been verified unless otherwise specifically mentioned in the Report. The Subscriber shall independently verify the accuracy and correctness of the information/data before in any way acting upon the same. MIPL shall not be liable for any harm, injury, loss or damage caused to the Subscriber due to default by the Subscriber's debtors/beneficiaries in fulfilling their obligations of any nature whatsoever. This Report or any of its portion shall not be used as a documentary evidence or otherwise before any investigative agencies or forum of law. This Report is confidential and proprietary to MIPL. The Subscriber and/or any other person(s) may not reproduce, publish or disclose any of the contents of the Report to others without the express authorization of MIPL. This Report is prepared and issued to the Subscriber without any risk, responsibility or liability on the part of MIPL or its officials.

Tel. No.:	91-361-2306562
Mobile No.:	91-9435734972 (Mr. Deepak)
Fax No.:	Not Available
E-Mail :	maplcoal@yahoo.co.in
Corporate Office :	3 rd Floor, Unique Plaza, Near Tripura Road, NH-37, Beltola, Guwahati – 781029, Assam, India

DIRECTORS

AS ON 31.03.2018

Name :	Mr. Naveen Kumar Gupta		
Designation :	Director		
Address :	B-59, Ground Floor, Near Ram Mandir, Gandhi Nagar, Delhi – 110092, India		
Date of Birth/Age :	02.06.1970		
Date of Appointment :	12.10.1998		
DIN No.:	00941858		
Other Directorship:			
CIN/FCRN	Company Name	Begin Date	End Date
U51909AS2000PTC006033	MAHALAXMI INDIA PRIVATE LIMITED	18/02/2000	-
U51909AS2002PLC006759	MAHALAXMI CONTINENTAL LIMITED	02/03/2018	-
U70101AS2005PTC007705	ASHIRWAD CONTRACTORS PRIVATE LIMITED	25/04/2005	-
U70101AS2005PTC007706	MANGALAM PLAZA PRIVATE LIMITED	30/05/2017	-
U23109AS2004PTC007451	JAI KAMAKHYA COKE PRIVATE LIMITED	01/04/2010	-
U70101AS2007PTC008536	MANGALAM SAMPADA PRIVATE LIMITED	14/12/2007	-
U55101ML2008PTC008338	MARBLE ARCH HOTEL PRIVATE LIMITED	14/10/2008	-
U72200AS2010PTC010049	MAHALAXMI INFOTECH PRIVATE LIMITED	21/06/2010	-
U70100AS2010PTC010050	UNIVERSAL INFRAWORLD PRIVATE LIMITED	21/06/2010	-
U70101AS2010PTC010047	MAHALAXMI INFRAWORLD PRIVATE LIMITED	21/06/2010	-
U70100AS2011PTC010546	HILLVIEW REAL ESTATES PRIVATE LIMITED	30/05/2011	-
U10300ML2013PTC008548	G. KHARSATI LIME INDUSTRY PRIVATE LIMITED	18/06/2013	-
U70101AS2012PTC010914	UNIWORLD INFRASTRUCTURE PRIVATE LIMITED	09/02/2012	-
U15549ML2017PTC013621	AUROVILLAGE FOODS & NATURE PRIVATE LIMITED	02/03/2017	-
Name :	Ms. Sangeeta Mittal		
Designation :	Casual Vacancy Director		
Address :	21, Cross Road, Pragati Enclave, Sant Nagar, Badarpur Majra Burani, Delhi – 110084, India		
Date of Appointment :	10.04.2017		
DIN No.:	00941932		
Other Directorship:			
CIN/FCRN	Company Name	Begin Date	End Date
U51909AS2000PTC006033	MAHALAXMI INDIA PRIVATE LIMITED	10/04/2017	-

DISCLAIMER : This Report is **PRIVATE & CONFIDENTIAL** and it is prepared at the request of and for its use by the Subscriber only. The Subscriber shall use the contents of the Report merely as an aid to its business. Mira Inform Private Limited ("MIPL") has collated information/data in the Report, which have not been verified unless otherwise specifically mentioned in the Report. The Subscriber shall independently verify the accuracy and correctness of the information/data before in any way acting upon the same. MIPL shall not be liable for any harm, injury, loss or damage caused to the Subscriber due to default by the Subscriber's debtors/beneficiaries in fulfilling their obligations of any nature whatsoever. This Report or any of its portion shall not be used as a documentary evidence or otherwise before any investigative agencies or forum of law. This Report is confidential and proprietary to MIPL. The Subscriber and/or any other person(s) may not reproduce, publish or disclose any of the contents of the Report to others without the express authorization of MIPL. This Report is prepared and issued to the Subscriber without any risk, responsibility or liability on the part of MIPL or its officials.

U70101AS2005PTC007705	ASHIRWAD CONTRACTORS PRIVATE LIMITED	25/04/2005	-
U70101AS2005PTC007706	MANGALAM PLAZA PRIVATE LIMITED	30/05/2017	-
U10300ML2013PTC008548	G. KHARSATI LIME INDUSTRY PRIVATE LIMITED	10/05/2017	-

KEY EXECUTIVES

Name :	Mr. Deepak
Designation :	Accounts Manager

MAJOR SHAREHOLDERS

AS ON 31.03.2017

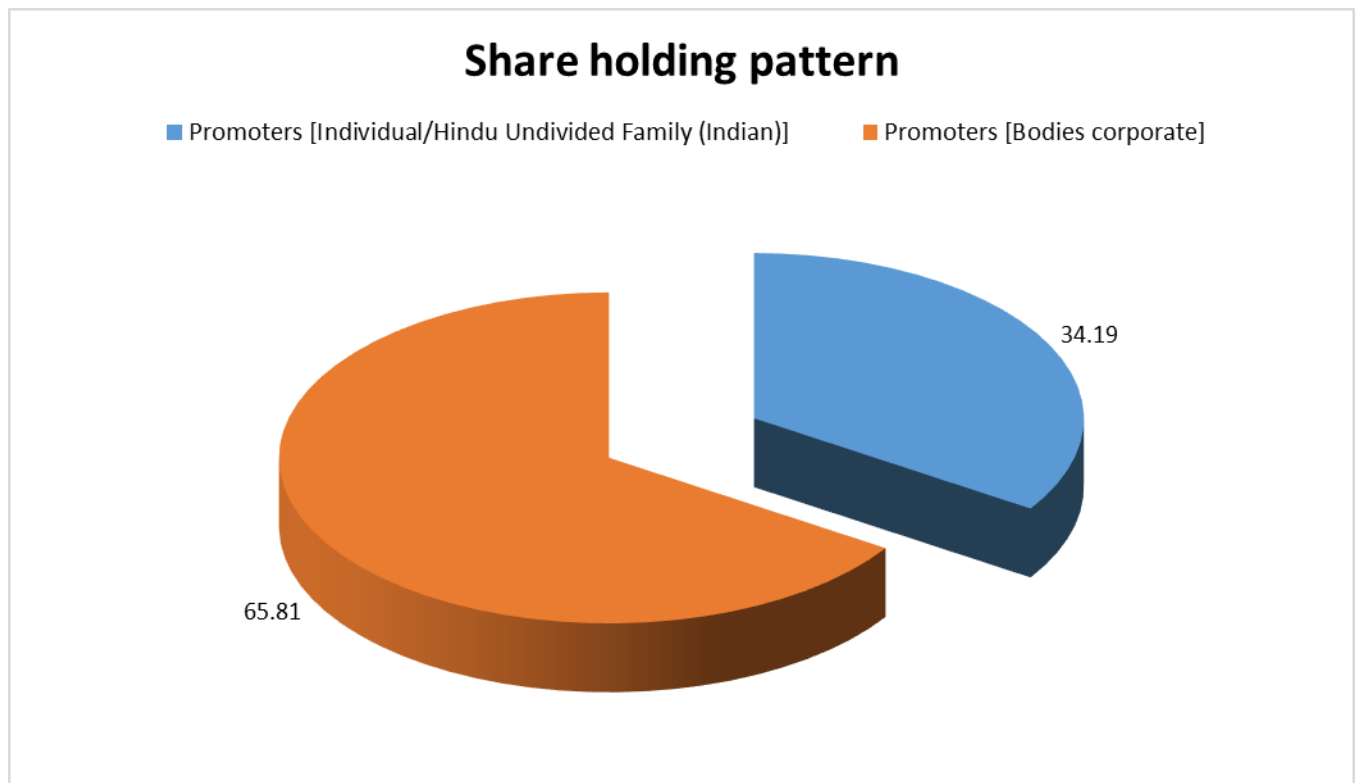
Names of Shareholders	No. of Shares
Naveen Kumar Gupta	216000
Naveen Kumar Mittal	45500
Pradeep Kumar Gupta	9000
Sangeeta Mittal	22500
Sarla Mittal	20000
Vipin Gupta	26500
Laxmi Chand Singhal	52500
Bala Devi Singhal	55000
Avdesh Kumar	5000
Antarix Multimedia Private Limited, India	125000
Ashirwad Contractor Private Limited, India	199000
Mangalam Plaza Private Limited, India	273000
Amtek Distributors Private Limited	87500
Matrix Distributors Private Limited	37500
Happy Dealtrade Private Limited	10000
Everfast Vinimay Private Limited	37500
Rimjhim Sales Agency Private Limited	37500
Rajhans Dealers Private Limited	50000
Nightingale Vintrade Private Limited	50000
Hooghly Bobbili Private Limited	75000
Northstar Dealers Private Limited	62500
Calvin Traders Private Limited	50000
Minolta Vypaar Private Limited	37500
Active Vincom Private Limited	37500
Bison Paslien	337500
Castle Vinimay Private Limited	350000
Total	2309000

DISCLAIMER : This Report is **PRIVATE & CONFIDENTIAL** and it is prepared at the request of and for its use by the Subscriber only. The Subscriber shall use the contents of the Report merely as an aid to its business. Mira Inform Private Limited ("MIPL") has collated information/data in the Report, which have not been verified unless otherwise specifically mentioned in the Report. The Subscriber shall independently verify the accuracy and correctness of the information/data before in any way acting upon the same. MIPL shall not be liable for any harm, injury, loss or damage caused to the Subscriber due to default by the Subscriber's debtors/beneficiaries in fulfilling their obligations of any nature whatsoever. This Report or any of its portion shall not be used as a documentary evidence or otherwise before any investigative agencies or forum of law. This Report is confidential and proprietary to MIPL. The Subscriber and/or any other person(s) may not reproduce, publish or disclose any of the contents of the Report to others without the express authorization of MIPL. This Report is prepared and issued to the Subscriber without any risk, responsibility or liability on the part of MIPL or its officials.

Equity Share Break up (Percentage of Total Equity)

AS ON 30.09.2017

Category	Percentage
Promoters [Individual/Hindu Undivided Family (Indian)]	34.19
Promoters [Bodies corporate]	65.81
Total	100.00



BUSINESS DETAILS

Line of Business :	Trader and importer of cooking and non-cooking coal. [Registered activity and also confirmed by management]	
Products / Services :	Name and Description of main products / services	ITC Code
	Coal	99611911
Brand Names :	Not Available	

DISCLAIMER : This Report is **PRIVATE & CONFIDENTIAL** and it is prepared at the request of and for its use by the Subscriber only. The Subscriber shall use the contents of the Report merely as an aid to its business. Mira Inform Private Limited ("MIPL") has collated information/data in the Report, which have not been verified unless otherwise specifically mentioned in the Report. The Subscriber shall independently verify the accuracy and correctness of the information/data before in any way acting upon the same. MIPL shall not be liable for any harm, injury, loss or damage caused to the Subscriber due to default by the Subscriber's debtors/beneficiaries in fulfilling their obligations of any nature whatsoever. This Report or any of its portion shall not be used as a documentary evidence or otherwise before any investigative agencies or forum of law. This Report is confidential and proprietary to MIPL. The Subscriber and/or any other person(s) may not reproduce, publish or disclose any of the contents of the Report to others without the express authorization of MIPL. This Report is prepared and issued to the Subscriber without any risk, responsibility or liability on the part of MIPL or its officials.

Agencies Held :	Not Available
Exports :	Not Divulged
Imports :	
Products :	<ul style="list-style-type: none"> • Coal
Countries :	<ul style="list-style-type: none"> • USA • South Africa • Indonesia
Terms :	
Selling :	Cash and Credit (30 / 60 / 90 Days)
Purchasing :	Cash and Credit (30 / 60 / 90 Days)

PRODUCTION STATUS – (NOT AVAILABLE)

GENERAL INFORMATION

Suppliers :	Reference :	Not Divulged
	Name of the Person :	--
	Contact No.:	--
	Since How Long Known :	--
	Maximum Limit Dealt :	--
	Experience :	--
	Remark :	--
Customers :	End Users	
	Reference :	Not Divulged
	Name of the Person :	--
	Contact No.:	--
	Since How Long Known :	--
	Maximum Limit Dealt :	--
	Experience :	--
	Remark :	--
No. of Employees :	19 (Approximately)	
Bankers :	Banker Name :	Punjab National Bank
	Branch :	Six Mile, Khanpara, Guwahati – 781022, Assam, India
	Person Name (With Designation) :	--

DISCLAIMER : This Report is **PRIVATE & CONFIDENTIAL** and it is prepared at the request of and for its use by the Subscriber only. The Subscriber shall use the contents of the Report merely as an aid to its business. Mira Inform Private Limited ("MIPL") has collated information/data in the Report, which have not been verified unless otherwise specifically mentioned in the Report. The Subscriber shall independently verify the accuracy and correctness of the information/data before in any way acting upon the same. MIPL shall not be liable for any harm, injury, loss or damage caused to the Subscriber due to default by the Subscriber's debtors/beneficiaries in fulfilling their obligations of any nature whatsoever. This Report or any of its portion shall not be used as a documentary evidence or otherwise before any investigative agencies or forum of law. This Report is confidential and proprietary to MIPL. The Subscriber and/or any other person(s) may not reproduce, publish or disclose any of the contents of the Report to others without the express authorization of MIPL. This Report is prepared and issued to the Subscriber without any risk, responsibility or liability on the part of MIPL or its officials.

	Contact Number :	--	
	Name of Account Holder :	--	
	Account Number :	--	
	Account Since (Date/Year of Account Opening) :	--	
	Average Balance Maintained :	--	
	Credit Facilities Enjoyed (CC/OD/Term Loan) :	--	
	Account Operation :	--	
	Remark :	--	
Facilities :	SECURED LOANS	31.03.2017 INR In Million	31.03.2016 INR In Million
	SHORT TERM BORROWINGS		
	Working capital loans from banks	87.228	83.141
	Total	87.228	83.141

Auditors :	
Name :	Hari Singh and Associates Chartered Accountants
Address :	Bhangagarh, Guwahati, Assam, India
PAN No.:	AACFH6969B
Memberships :	Not Available
Collaborators :	Not Available
Subsidiary Company :	<ul style="list-style-type: none"> Ashirwad Contractors Private Limited (CIN No.: U70101AS2005PTC007705) Mangalam Plaza Private Limited (CIN No.: U70101AS2005PTC007706)
Enterprises owned or significantly influenced by key management and /or their relatives :	<ul style="list-style-type: none"> Mahalaxmi India Private Limited Mahalaxmi Continental Limited Mangalam Enterprise Mangalam Plaza Sanmati Coal Traders Maa Kamakhya Coke Industries Antarix Multimedia Private Limited Mahalaxmi Mining Private Limited Dhar Construction Company Mahalaxmi Commercials

CAPITAL STRUCTURE

AFTER 31.03.2017

DISCLAIMER : This Report is **PRIVATE & CONFIDENTIAL** and it is prepared at the request of and for its use by the Subscriber only. The Subscriber shall use the contents of the Report merely as an aid to its business. Mira Inform Private Limited ("MIPL") has collated information/data in the Report, which have not been verified unless otherwise specifically mentioned in the Report. The Subscriber shall independently verify the accuracy and correctness of the information/data before in any way acting upon the same. MIPL shall not be liable for any harm, injury, loss or damage caused to the Subscriber due to default by the Subscriber's debtors/beneficiaries in fulfilling their obligations of any nature whatsoever. This Report or any of its portion shall not be used as a documentary evidence or otherwise before any investigative agencies or forum of law. This Report is confidential and proprietary to MIPL. The Subscriber and/or any other person(s) may not reproduce, publish or disclose any of the contents of the Report to others without the express authorization of MIPL. This Report is prepared and issued to the Subscriber without any risk, responsibility or liability on the part of MIPL or its officials.

Authorised Capital : INR 30.000 Million

Issued, Subscribed & Paid-up Capital : INR 25.250 Million

AS ON 31.03.2017

Authorised Capital :

No. of Shares	Type	Value	Amount
3000000	Equity Shares	INR 10/- each	INR 30.000 Million

Issued, Subscribed & Paid-up Capital :

No. of Shares	Type	Value	Amount
2309000	Equity Shares	INR 10/- each	INR 23.090 Million

FINANCIAL DATA
[all figures are in INR Million]

ABRIDGED BALANCE SHEET (STANDALONE)

SOURCES OF FUNDS	31.03.2017	31.03.2016	31.03.2015
I. EQUITY AND LIABILITIES			
(1) Shareholders' Funds			
(a) Share Capital	23.090	17.590	17.590
(b) Reserves & Surplus	89.685	61.588	57.049
(c) Money received against share warrants	0.000	0.000	0.000
(2) Share Application money pending allotment	0.000	0.000	0.000
Total Shareholders' Funds (1) + (2)	112.775	79.178	74.639
(3) Non-Current Liabilities			
(a) Long-term borrowings	15.065	27.581	11.661
(b) Deferred tax liabilities (Net)	0.000	0.000	0.000
(c) Other long term liabilities	0.000	0.000	0.000
(d) Long-term provisions	0.000	0.000	0.000
Total Non-current Liabilities (3)	15.065	27.581	11.661
(4) Current Liabilities			
(a) Short term borrowings	87.228	83.141	59.734
(b) Trade payables	188.020	432.003	193.877
(c) Other current liabilities	142.702	169.038	190.362
(d) Short-term provisions	3.009	2.578	1.533
Total Current Liabilities (4)	420.959	686.760	445.506
TOTAL	548.799	793.519	531.806
II. ASSETS			
(1) Non-current assets			
(a) Fixed Assets			
(i) Tangible assets	1.367	0.900	2.254
(ii) Intangible Assets	0.000	0.000	0.000
(iii) Capital work-in-progress	0.000	0.000	0.000
(iv) Intangible assets under development	0.000	0.000	0.000
(b) Non-current Investments	0.435	0.435	0.435
(c) Deferred tax assets (net)	0.000	0.000	0.000
(d) Long-term Loan and Advances	1.199	1.199	0.076
(e) Other Non-current assets	0.000	0.000	0.000
Total Non-Current Assets	3.001	2.534	2.765

DISCLAIMER : This Report is **PRIVATE & CONFIDENTIAL** and it is prepared at the request of and for its use by the Subscriber only. The Subscriber shall use the contents of the Report merely as an aid to its business. Mira Inform Private Limited ("MIPL") has collated information/data in the Report, which have not been verified unless otherwise specifically mentioned in the Report. The Subscriber shall independently verify the accuracy and correctness of the information/data before in any way acting upon the same. MIPL shall not be liable for any harm, injury, loss or damage caused to the Subscriber due to default by the Subscriber's debtors/beneficiaries in fulfilling their obligations of any nature whatsoever. This Report or any of its portion shall not be used as a documentary evidence or otherwise before any investigative agencies or forum of law. This Report is confidential and proprietary to MIPL. The Subscriber and/or any other person(s) may not reproduce, publish or disclose any of the contents of the Report to others without the express authorization of MIPL. This Report is prepared and issued to the Subscriber without any risk, responsibility or liability on the part of MIPL or its officials.

(2) Current assets			
(a) Current investments	1.982	2.082	2.922
(b) Inventories	229.406	375.367	256.342
(c) Trade receivables	155.702	219.370	154.786
(d) Cash and cash equivalents	54.297	49.701	56.154
(e) Short-term loans and advances	96.873	141.719	54.348
(f) Other current assets	7.538	2.746	4.489
Total Current Assets	545.798	790.985	529.041
TOTAL	548.799	793.519	531.806

PROFIT & LOSS ACCOUNT (STANDALONE)

	PARTICULARS	31.03.2017	31.03.2016	31.03.2015
	SALES			
	Total Revenue from operations	1126.867	1084.152	695.447
	Other Income	4.783	1.961	5.000
	TOTAL	1131.650	1086.113	700.447
Less	EXPENSES			
	Purchases of Stock-in-Trade	832.969	1052.364	783.645
	Changes in inventories of finished goods, work-in-progress and Stock-in-Trade	145.961	(119.025)	(223.730)
	Employee benefit expense	3.532	3.732	2.317
	Other expenses	124.317	135.203	124.805
	TOTAL	1106.779	1072.274	687.037
	PROFIT/ (LOSS) BEFORE INTEREST, TAX, DEPRECIATION AND AMORTISATION	24.871	13.839	13.410
Less	FINANCIAL EXPENSES	15.354	5.368	7.662
	PROFIT / (LOSS) BEFORE TAX, DEPRECIATION AND AMORTISATION	9.517	8.471	5.748
Less	DEPRECIATION/ AMORTISATION	0.411	0.595	0.393
	PROFIT/ (LOSS) BEFORE TAX	9.106	7.876	5.355
Less	TAX	3.009	2.578	1.533
	PROFIT/ (LOSS) AFTER TAX	6.097	5.298	3.822
	Earnings / (Loss) Per Share (INR)	2.64	3.01	2.17

DISCLAIMER : This Report is **PRIVATE & CONFIDENTIAL** and it is prepared at the request of and for its use by the Subscriber only. The Subscriber shall use the contents of the Report merely as an aid to its business. Mira Inform Private Limited ("MIPL") has collated information/data in the Report, which have not been verified unless otherwise specifically mentioned in the Report. The Subscriber shall independently verify the accuracy and correctness of the information/data before in any way acting upon the same. MIPL shall not be liable for any harm, injury, loss or damage caused to the Subscriber due to default by the Subscriber's debtors/beneficiaries in fulfilling their obligations of any nature whatsoever. This Report or any of its portion shall not be used as a documentary evidence or otherwise before any investigative agencies or forum of law. This Report is confidential and proprietary to MIPL. The Subscriber and/or any other person(s) may not reproduce, publish or disclose any of the contents of the Report to others without the express authorization of MIPL. This Report is prepared and issued to the Subscriber without any risk, responsibility or liability on the part of MIPL or its officials.

Particulars			31.03.2018
Sales Turnover (Approximately)			1500.000

Expected Sales (2018-2019): INR 2000.000 Million (Due to business growth)

The above information has been parted by Mr. Deepak (Accounts Manager)

CURRENT MATURITIES OF LONG TERM DEBT DETAILS

Particulars	31.03.2017	31.03.2016	31.03.2015
Current Maturities of Long term debt	NA	NA	NA
Cash generated from operations	NA	NA	NA
Net cash flows from (used in) operations	(2.768)	(43.114)	12.068
Net cash flows from (used in) operating activities	(2.768)	(43.114)	12.068

KEY RATIOS

EFFICIENCY RATIOS

PARTICULARS	31.03.2017	31.03.2016	31.03.2015
Average Collection Days (Sundry Debtors / Income * 365 Days)	50.43	73.86	81.24
Account Receivables Turnover (Income / Sundry Debtors)	7.24	4.94	4.49
Average Payment Days (Sundry Creditors / Purchases * 365 Days)	82.39	149.84	90.30
Inventory Turnover (Operating Income / Inventories)	0.11	0.04	0.05
Asset Turnover (Operating Income / Net Fixed Assets)	18.19	15.38	5.95

LEVERAGE RATIOS

PARTICULARS	31.03.2017	31.03.2016	31.03.2015
Debt Ratio ((Borrowing + Current Liabilities) / Total Assets)	0.79	0.90	0.86

DISCLAIMER : This Report is **PRIVATE & CONFIDENTIAL** and it is prepared at the request of and for its use by the Subscriber only. The Subscriber shall use the contents of the Report merely as an aid to its business. Mira Inform Private Limited ("MIPL") has collated information/data in the Report, which have not been verified unless otherwise specifically mentioned in the Report. The Subscriber shall independently verify the accuracy and correctness of the information/data before in any way acting upon the same. MIPL shall not be liable for any harm, injury, loss or damage caused to the Subscriber due to default by the Subscriber's debtors/beneficiaries in fulfilling their obligations of any nature whatsoever. This Report or any of its portion shall not be used as a documentary evidence or otherwise before any investigative agencies or forum of law. This Report is confidential and proprietary to MIPL. The Subscriber and/or any other person(s) may not reproduce, publish or disclose any of the contents of the Report to others without the express authorization of MIPL. This Report is prepared and issued to the Subscriber without any risk, responsibility or liability on the part of MIPL or its officials.

Debt Equity Ratio (Total Liability / Networth)	0.91	1.40	0.96
Current Liabilities to Networth (Current Liabilities / Net Worth)	3.73	8.67	5.97
Fixed Assets to Networth (Net Fixed Assets / Networth)	0.01	0.01	0.03
Interest Coverage Ratio (PBIT / Financial Charges)	1.62	2.58	1.75

PROFITABILITY RATIOS

PARTICULARS		31.03.2017	31.03.2016	31.03.2015
PAT to Sales ((PAT / Sales) * 100)	%	0.54	0.49	0.55
Return on Total Assets ((PAT / Total Assets) * 100)	%	1.11	0.67	0.72
Return on Investment (ROI) ((PAT / Networth) * 100)	%	5.41	6.69	5.12

SOLVENCY RATIOS

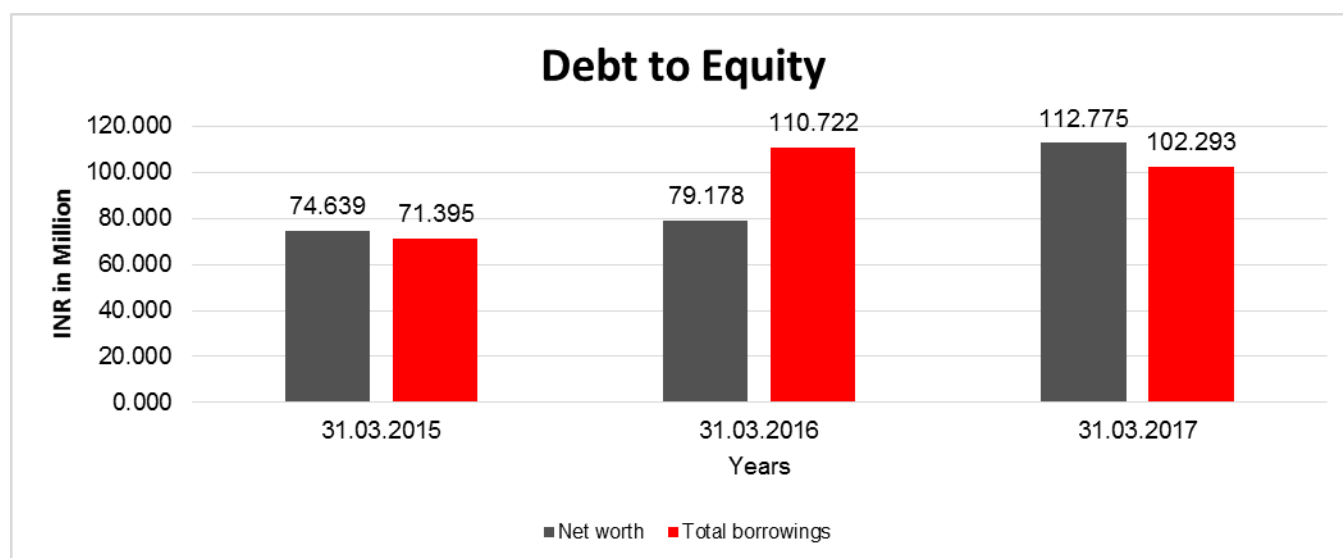
PARTICULARS		31.03.2017	31.03.2016	31.03.2015
Current Ratio (Current Assets / Current Liabilities)		1.30	1.15	1.19
Quick Ratio ((Current Assets - Inventories) / Current Liabilities)		0.75	0.61	0.61
G-Score Ratio Financial (Networth / Total Assets)		0.21	0.10	0.14
G-Score Ratio Debt (Debts / Equity Capital)		4.43	6.29	4.06
G-Score Ratio Liquidity (Total Current Assets / Total Current Liabilities)		1.30	1.15	1.19

Total Liability = Short-term Debt + Long-term Debt + Current Maturities of Long-term debts

FINANCIAL ANALYSIS
[all figures are in INR Million]

DEBT EQUITY RATIO

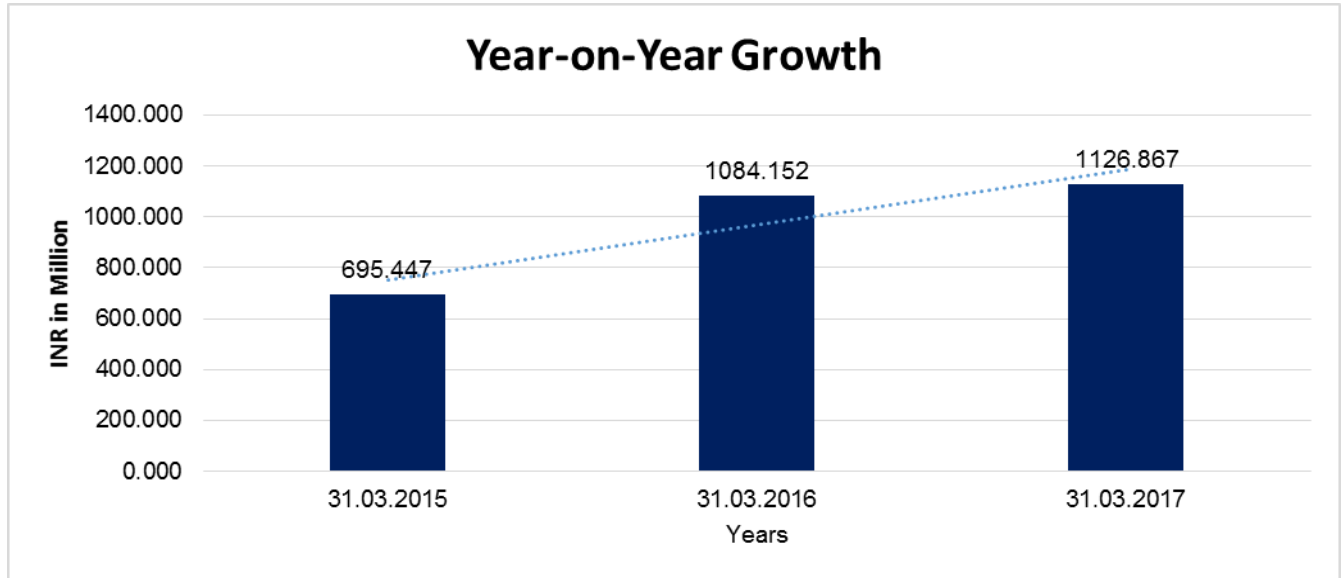
Particular	31.03.2015 (INR In Million)	31.03.2016 (INR In Million)	31.03.2017 (INR In Million)
Share Capital	17.590	17.590	23.090
Reserves & Surplus	57.049	61.588	89.685
Net worth	74.639	79.178	112.775
Long-term borrowings	11.661	27.581	15.065
Short term borrowings	59.734	83.141	87.228
Total borrowings	71.395	110.722	102.293
Debt/Equity ratio	0.957	1.398	0.907



YEAR-ON-YEAR GROWTH

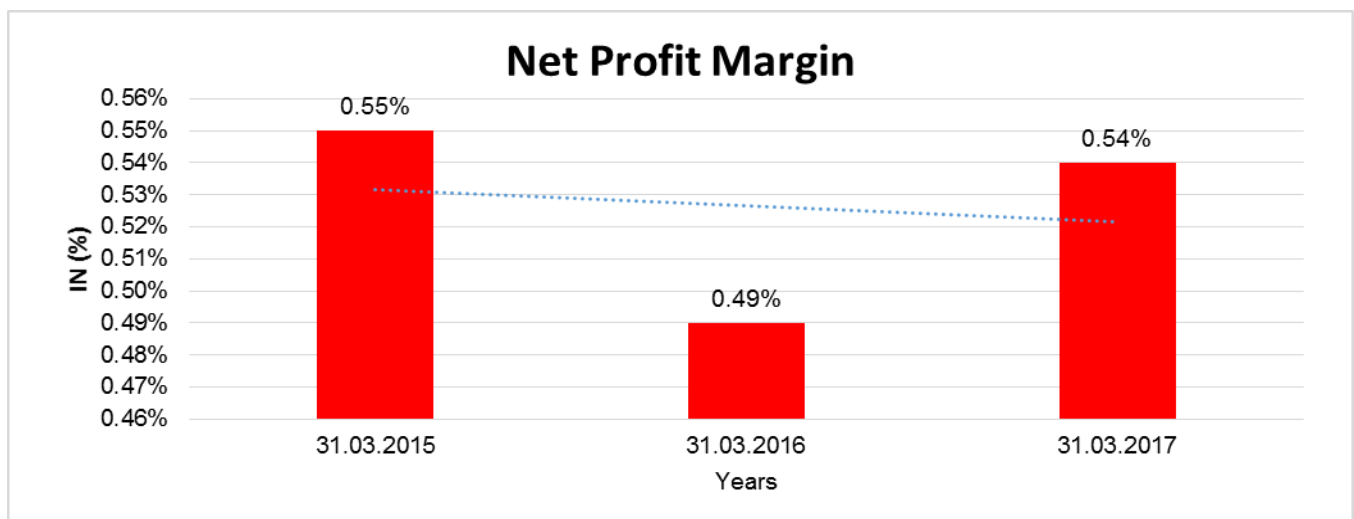
Year on Year Growth	31.03.2015 (INR In Million)	31.03.2016 (INR In Million)	31.03.2017 (INR In Million)
Sales	695.447	1084.152	1126.867
		55.893	3.940

DISCLAIMER : This Report is **PRIVATE & CONFIDENTIAL** and it is prepared at the request of and for its use by the Subscriber only. The Subscriber shall use the contents of the Report merely as an aid to its business. Mira Inform Private Limited ("MIPL") has collated information/data in the Report, which have not been verified unless otherwise specifically mentioned in the Report. The Subscriber shall independently verify the accuracy and correctness of the information/data before in any way acting upon the same. MIPL shall not be liable for any harm, injury, loss or damage caused to the Subscriber due to default by the Subscriber's debtors/beneficiaries in fulfilling their obligations of any nature whatsoever. This Report or any of its portion shall not be used as a documentary evidence or otherwise before any investigative agencies or forum of law. This Report is confidential and proprietary to MIPL. The Subscriber and/or any other person(s) may not reproduce, publish or disclose any of the contents of the Report to others without the express authorization of MIPL. This Report is prepared and issued to the Subscriber without any risk, responsibility or liability on the part of MIPL or its officials.



NET PROFIT MARGIN

Net Profit Margin	31.03.2015 (INR In Million)	31.03.2016 (INR In Million)	31.03.2017 (INR In Million)
Sales	695.447	1084.152	1126.867
Profit/ (Loss)	3.822	5.298	6.097
	0.55 %	0.49 %	0.54 %



DISCLAIMER : This Report is **PRIVATE & CONFIDENTIAL** and it is prepared at the request of and for its use by the Subscriber only. The Subscriber shall use the contents of the Report merely as an aid to its business. Mira Inform Private Limited ("MIPL") has collated information/data in the Report, which have not been verified unless otherwise specifically mentioned in the Report. The Subscriber shall independently verify the accuracy and correctness of the information/data before in any way acting upon the same. MIPL shall not be liable for any harm, injury, loss or damage caused to the Subscriber due to default by the Subscriber's debtors/beneficiaries in fulfilling their obligations of any nature whatsoever. This Report or any of its portion shall not be used as a documentary evidence or otherwise before any investigative agencies or forum of law. This Report is confidential and proprietary to MIPL. The Subscriber and/or any other person(s) may not reproduce, publish or disclose any of the contents of the Report to others without the express authorization of MIPL. This Report is prepared and issued to the Subscriber without any risk, responsibility or liability on the part of MIPL or its officials.

ABRIDGED BALANCE SHEET (CONSOLIDATED)

SOURCES OF FUNDS	31.03.2017	31.03.2016
I. EQUITY AND LIABILITIES		
(1) Shareholders' Funds		
(a) Share Capital	23.090	17.590
(b) Reserves and Surplus	96.670	74.106
(c) Money received against share warrants	0.000	0.000
(d) Minority interest	1.979	1.859
(2) Share Application money pending allotment	0.000	0.000
Total Shareholders' Funds (1) + (2)	119.760	91.696
(3) Non-Current Liabilities		
(a) long-term borrowings	15.064	24.450
(b) Deferred tax liabilities (Net)	0.000	0.000
(c) Other long-term liabilities	0.000	0.000
(d) long-term provisions	0.000	0.000
Total Non-current Liabilities (3)	15.064	24.450
(4) Current Liabilities		
(a) Short-term borrowings	87.228	83.141
(b) Trade payables	188.020	432.003
(c) Other current liabilities	146.397	170.521
(d) Short-term provisions	3.586	2.998
Total Current Liabilities (4)	425.231	688.663
TOTAL	562.034	806.668
II. ASSETS		
(1) Non-current assets		
(a) Fixed Assets		
(i) Tangible assets	9.928	9.461
(ii) Intangible Assets	0.000	0.000
(iii) Tangible assets capital work-in-progress	0.000	0.000
(iv) Intangible assets under development	0.000	0.000
(b) Non-current Investments	0.908	0.908
(c) Deferred tax assets (net)	0.000	0.000
(d) Long-term loans and advances	1.199	1.199
(e) Other Non-current assets	0.000	0.000
Total Non-Current Assets	12.035	11.568
(2) Current assets		
(a) Current investments	1.982	2.082
(b) Inventories	229.406	375.367
(c) Trade receivables	155.702	219.371

DISCLAIMER : This Report is **PRIVATE & CONFIDENTIAL** and it is prepared at the request of and for its use by the Subscriber only. The Subscriber shall use the contents of the Report merely as an aid to its business. Mira Inform Private Limited ("MIPL") has collated information/data in the Report, which have not been verified unless otherwise specifically mentioned in the Report. The Subscriber shall independently verify the accuracy and correctness of the information/data before in any way acting upon the same. MIPL shall not be liable for any harm, injury, loss or damage caused to the Subscriber due to default by the Subscriber's debtors/beneficiaries in fulfilling their obligations of any nature whatsoever. This Report or any of its portion shall not be used as a documentary evidence or otherwise before any investigative agencies or forum of law. This Report is confidential and proprietary to MIPL. The Subscriber and/or any other person(s) may not reproduce, publish or disclose any of the contents of the Report to others without the express authorization of MIPL. This Report is prepared and issued to the Subscriber without any risk, responsibility or liability on the part of MIPL or its officials.

(d) Cash and bank balances		55.665	50.913
(e) Short-term loans and advances		99.432	144.621
(f) Other current assets		7.812	2.746
Total Current Assets		549.999	795.100
TOTAL		562.034	806.668

PROFIT & LOSS ACCOUNT (CONSOLIDATED)

	PARTICULARS	31.03.2017	31.03.2016
	SALES		
	Total Revenue from operations	1126.867	1084.152
	Other Income	7.704	3.921
	TOTAL	1134.571	1088.073
Less	EXPENSES		
	Purchases of Stock-in-Trade	832.969	1052.364
	Changes in inventories of finished goods, work-in-progress and Stock-in-Trade	145.961	(119.025)
	Employee benefit expense	3.532	3.732
	Other expenses	124.935	135.284
	TOTAL	1107.397	1072.355
	PROFIT/ (LOSS) BEFORE INTEREST, TAX, DEPRECIATION AND AMORTISATION	27.174	15.718
Less	FINANCIAL EXPENSES	15.355	5.369
	PROFIT / (LOSS) BEFORE TAX, DEPRECIATION AND AMORTISATION	11.819	10.349
Less	DEPRECIATION/ AMORTISATION	0.411	0.595
	PROFIT/ (LOSS) BEFORE TAX	11.408	9.754
Less	TAX	3.624	3.039
	PROFIT/ (LOSS) AFTER TAX	7.784	6.715
	PROFIT (LOSS) OF MINORITY INTEREST	(1.686)	(1.418)
	TOTAL PROFIT (LOSS) FOR PERIOD	6.097	5.298

DISCLAIMER : This Report is **PRIVATE & CONFIDENTIAL** and it is prepared at the request of and for its use by the Subscriber only. The Subscriber shall use the contents of the Report merely as an aid to its business. Mira Inform Private Limited ("MIPL") has collated information/data in the Report, which have not been verified unless otherwise specifically mentioned in the Report. The Subscriber shall independently verify the accuracy and correctness of the information/data before in any way acting upon the same. MIPL shall not be liable for any harm, injury, loss or damage caused to the Subscriber due to default by the Subscriber's debtors/beneficiaries in fulfilling their obligations of any nature whatsoever. This Report or any of its portion shall not be used as a documentary evidence or otherwise before any investigative agencies or forum of law. This Report is confidential and proprietary to MIPL. The Subscriber and/or any other person(s) may not reproduce, publish or disclose any of the contents of the Report to others without the express authorization of MIPL. This Report is prepared and issued to the Subscriber without any risk, responsibility or liability on the part of MIPL or its officials.

LOCAL AGENCY FURTHER INFORMATION

Sr. No.	Check list by info agents	Available in Report (Yes/No)
1	Year of establishment	Yes
2	Constitution of the entity -Incorporation details	Yes
3	Locality of the entity	Yes
4	Premises details	Yes
5	Buyer visit details	--
6	Contact numbers	Yes
7	Name of the person contacted	Yes
8	Designation of contact person	Yes
9	Promoter's background	Yes
10	Date of Birth of Proprietor / Partners / Directors	Yes
11	Pan Card No. of Proprietor / Partners	No
12	Voter Id Card No. of Proprietor / Partners	No
13	Type of business	Yes
14	Line of Business	Yes
15	Export/import details (if applicable)	Yes
16	No. of employees	Yes
17	Details of sister concerns	Yes
18	Major suppliers	No
19	Major customers	No
20	Banking Details	Yes
21	Banking facility details	Yes
22	Conduct of the banking account	--
23	Financials, if provided	Yes
24	Capital in the business	Yes
25	Last accounts filed at ROC, if applicable	Yes
26	Turnover of firm for last four years	Yes
27	Reasons for variation <> 20%	Yes
28	Estimation for coming financial year	Yes
29	Profitability for last three years	Yes
30	Major shareholders, if available	Yes
31	External Agency Rating, if available	Yes
32	Litigations that the firm/promoter involved in	--
33	Market information	--
34	Payments terms	No
35	Negative Reporting by Auditors in the Annual Report	No

UNSECURED LOANS:

PARTICULARS	31.03.2017 INR In Million	31.03.2016 INR In Million
LONG TERM BORROWINGS		
Rupee term loans from banks	15.065	0.000
Rupee term loans from others	0.000	27.581
Total	15.065	27.581

INDEX OF CHARGES:

S No	SRN	Charge Id	Charge Holder Name	Date of Creation	Date of Modification	Date of Satisfaction	Amount	Address
1	G09820 648	102674 61	PUNJAB NATIONAL BANK	04/02/2 011	27/07/2 016	-	262500000.0	SIX MILE BRANCH SIX MILE, G.S. ROAD GUWAHATI AS781022IN
2	Y10376 841	902675 75	UNITED BANK OF INDIA	28/10/2 005	-	-	1800000.0	AT ROAD BRANCHAT ROAD GUWAHATI AS781001IN

FIXED ASSETS:

- Land
- Building
- Plant and Machinery
- Furniture and Fixture
- Office Equipment
- Computer
- Vehicles

CMT REPORT (Corruption, Money Laundering & Terrorism]

The Public Notice information has been collected from various sources including but not limited to: **The Courts, India Prisons Service, Interpol, etc.**

1] INFORMATION ON DESIGNATED PARTY

No records exist designating subject or any of its beneficial owners, controlling shareholders or senior officers as terrorist or terrorist organization or whom notice had been received that all financial transactions involving their assets have been blocked or convicted, found guilty or against whom a judgement or order had been entered in a proceedings for violating money-laundering, anti-corruption or bribery or international economic or anti-terrorism sanction laws or whose assets were seized, blocked, frozen or ordered forfeited for violation of money laundering or international anti-terrorism laws.

2] Court Declaration :

No records exist to suggest that subject is or was the subject of any formal or informal allegations, prosecutions or other official proceeding for making any prohibited payments or other improper payments to government officials for engaging in prohibited transactions or with designated parties.

3] Asset Declaration :

No records exist to suggest that the property or assets of the subject are derived from criminal conduct or a prohibited transaction.

4] Record on Financial Crime :

Charges or conviction registered against subject: **None**

5] Records on Violation of Anti-Corruption Laws :

Charges or investigation registered against subject: **None**

6] Records on Int'l Anti-Money Laundering Laws/Standards :

Charges or investigation registered against subject: **None**

7] Criminal Records

No available information exist that suggest that subject or any of its principals have been formally charged or convicted by a competent governmental authority for any financial crime or under any formal investigation by a competent government authority for any violation of anti-corruption laws or international anti-money laundering laws or standard.

8] Affiliation with Government :

No record exists to suggest that any director or indirect owners, controlling shareholders, director, officer or employee of the company is a government official or a family member or close business associate of a Government official.

9] Compensation Package :

Our market survey revealed that the amount of compensation sought by the subject is fair and reasonable and comparable to compensation paid to others for similar services.

10] Press Report :

No press reports / filings exists on the subject.

CORPORATE GOVERNANCE

MIRA INFORM as part of its Due Diligence do provide comments on Corporate Governance to identify management and governance. These factors often have been predictive and in some cases have created vulnerabilities to credit deterioration.

Our Governance Assessment focuses principally on the interactions between a company's management, its Board of Directors, Shareholders and other financial stakeholders.

CONTRAVENTION

Subject is not known to have contravened any existing local laws, regulations or policies that prohibit, restrict or otherwise affect the terms and conditions that could be included in the agreement with the subject.

FOREIGN EXCHANGE RATES

Currency	Unit	INR
US Dollar	1	INR 73.03
UK Pound	1	INR 94.99
Euro	1	INR 84.58

INFORMATION DETAILS

Information Gathered by :	SRU
Analysis Done by :	DIV
Report Prepared by :	NKT

SCORE FACTORS

DEMERIT POINTS		
--BANK CHARGES	YES/NO	YES
--LITIGATION	YES/NO	NO
--OTHER ADVERSE INFORMATION	YES/NO	NO
MERIT POINTS		
--SOLE DISTRIBUTORSHIP	YES/NO	NO
--EXPORT ACTIVITIES	YES/NO	YES
--AFFILIATION	YES/NO	YES
--LISTED	YES/NO	NO
--OTHER MERIT FACTORS	YES/NO	YES

RATING EXPLANATIONS

Credit Rating	Explanation	Rating Comments
A++	Minimum Risk	Business dealings permissible with minimum risk of default
A+	Low Risk	Business dealings permissible with low risk of default
A	Acceptable Risk	Business dealings permissible with moderate risk of default
B	Medium Risk	Business dealings permissible on a regular monitoring basis
C	Medium High Risk	Business dealings permissible preferably on secured basis
D	High Risk	Business dealing not recommended or on secured terms only
NB	New Business	No recommendation can be done due to business in infancy stage
NT	No Trace	No recommendation can be done as the business is not traceable

NB is stated where there is insufficient information to facilitate rating. However, it is not to be considered as unfavourable.

This score serves as a reference to assess SC's credit risk and to set the amount of credit to be extended. It is calculated from a composite of weighted scores obtained from each of the major sections of this report. The assessed factors are as follows:

- Financial condition covering various ratios
- Company background and operations size
- Promoters / Management background
- Payment record
- Litigation against the subject
- Industry scenario / competitor analysis
- Supplier / Customer / Banker review (wherever available)

DISCLAIMER : This Report is **PRIVATE & CONFIDENTIAL** and it is prepared at the request of and for its use by the Subscriber only. The Subscriber shall use the contents of the Report merely as an aid to its business. Mira Inform Private Limited ("MIPL") has collated information/data in the Report, which have not been verified unless otherwise specifically mentioned in the Report. The Subscriber shall independently verify the accuracy and correctness of the information/data before in any way acting upon the same. MIPL shall not be liable for any harm, injury, loss or damage caused to the Subscriber due to default by the Subscriber's debtors/beneficiaries in fulfilling their obligations of any nature whatsoever. This Report or any of its portion shall not be used as a documentary evidence or otherwise before any investigative agencies or forum of law. This Report is confidential and proprietary to MIPL. The Subscriber and/or any other person(s) may not reproduce, publish or disclose any of the contents of the Report to others without the express authorization of MIPL. This Report is prepared and issued to the Subscriber without any risk, responsibility or liability on the part of MIPL or its officials.