

MIRA INFORM REPORT

Report No. :	533301
Report Date :	06.10.2018

IDENTIFICATION DETAILS

Name :	J K AGRO UK LIMITED
Registered Office :	384 Green Lane Road Leicester Le5 4NE
Country :	United Kingdom
Financials (as on) :	31.08.2017
Date of Incorporation :	06.08.2009
Com. Reg. No.:	06983263
Legal Form :	Private limited with Share Capital
Line of Business :	Non-specialised wholesale trade [We tried to confirm / obtain the detailed activity but the same is not available from any sources]
No. of Employees :	Not Available

RATING & COMMENTS

(Mira Inform has adopted New Rating mechanism w.e.f. 23rd January 2017)

MIRA's Rating : C

Credit Rating	Explanation	Rating Comments
C	Medium High Risk	Business dealings permissible preferably on secured basis

Status :	Moderate
Payment Behaviour :	Slow
Litigation :	Clear

DISCLAIMER : This Report is **PRIVATE & CONFIDENTIAL** and it is prepared at the request of and for its use by the Subscriber only. The Subscriber shall use the contents of the Report merely as an aid to its business. Mira Inform Private Limited ("MIPL") has collated information/data in the Report, which have not been verified unless otherwise specifically mentioned in the Report. The Subscriber shall independently verify the accuracy and correctness of the information/data before in any way acting upon the same. MIPL shall not be liable for any harm, injury, loss or damage caused to the Subscriber due to default by the Subscriber's debtors/beneficiaries in fulfilling their obligations of any nature whatsoever. This Report or any of its portion shall not be used as a documentary evidence or otherwise before any investigative agencies or forum of law. This Report is confidential and proprietary to MIPL. The Subscriber and/or any other person(s) may not reproduce, publish or disclose any of the contents of the Report to others without the express authorization of MIPL. This Report is prepared and issued to the Subscriber without any risk, responsibility or liability on the part of MIPL or its officials.

NOTES :

Any query related to this report can be made on e-mail : infodept@mirainform.com while quoting report number, name and date.

ECGC Country Risk Classification List

Country Name	Previous Rating (31.12.2017)	Current Rating (01.04.2018)
United Kingdom	A1	A1

Risk Category	ECGC Classification
Insignificant	A1
Low Risk	A2
Moderately Low Risk	B1
Moderate Risk	B2
Moderately High Risk	C1
High Risk	C2
Very High Risk	D

DISCLAIMER : This Report is **PRIVATE & CONFIDENTIAL** and it is prepared at the request of and for its use by the Subscriber only. The Subscriber shall use the contents of the Report merely as an aid to its business. Mira Inform Private Limited ("MIPL") has collated information/data in the Report, which have not been verified unless otherwise specifically mentioned in the Report. The Subscriber shall independently verify the accuracy and correctness of the information/data before in any way acting upon the same. MIPL shall not be liable for any harm, injury, loss or damage caused to the Subscriber due to default by the Subscriber's debtors/beneficiaries in fulfilling their obligations of any nature whatsoever. This Report or any of its portion shall not be used as a documentary evidence or otherwise before any investigative agencies or forum of law. This Report is confidential and proprietary to MIPL. The Subscriber and/or any other person(s) may not reproduce, publish or disclose any of the contents of the Report to others without the express authorization of MIPL. This Report is prepared and issued to the Subscriber without any risk, responsibility or liability on the part of MIPL or its officials.

UNITED KINGDOM - ECONOMIC OVERVIEW

The UK, a leading trading power and financial center, is the third largest economy in Europe after Germany and France. Agriculture is intensive, highly mechanized, and efficient by European standards, producing about 60% of food needs with less than 2% of the labor force. The UK has large coal, natural gas, and oil resources, but its oil and natural gas reserves are declining; the UK has been a net importer of energy since 2005. Services, particularly banking, insurance, and business services, are key drivers of British GDP growth. Manufacturing, meanwhile, has declined in importance but still accounts for about 10% of economic output.

In 2008, the global financial crisis hit the economy particularly hard, due to the importance of its financial sector. Falling home prices, high consumer debt, and the global economic slowdown compounded the UK's economic problems, pushing the economy into recession in the latter half of 2008 and prompting the then BROWN (Labour) government to implement a number of measures to stimulate the economy and stabilize the financial markets. Facing burgeoning public deficits and debt levels, in 2010 the then CAMERON-led coalition government (between Conservatives and Liberal Democrats) initiated an austerity program, which has continued under the Conservative government. However, the deficit still remains one of the highest in the G7, standing at 3.6% of GDP as of 2017, and the UK has pledged to lower its corporation tax from 20% to 17% by 2020. The UK had a debt burden of 90.4% GDP at the end of 2017.

The UK economy has begun to slow since the referendum vote to leave the EU in June 2016. A sustained depreciation of the British pound has increased consumer and producer prices, weighing on consumer spending without spurring a meaningful increase in exports. The UK has an extensive trade relationship with other EU members through its single market membership, and economic observers have warned the exit will jeopardize its position as the central location for European financial services. Prime Minister MAY is seeking a new "deep and special" trade relationship with the EU following the UK's exit. However, economists doubt that the UK will be able to preserve the benefits of EU membership without the obligations. The UK is expected to officially leave the EU by the end of March 2019.

Source : CIA

COMPANY NAME AND ADDRESS

J K AGRO UK LIMITED
384 GREEN LANE ROAD LEICESTER LE5 4NE

COMPANY NO.

06983263

COMPANY STATUS

Active - Accounts Filed

COMPANY SUMMARY

Registered Address	384 GREEN LANE ROAD LEICESTER LE5 4NE
Trading Address	384 Green Lane Road Leicester Leicestershire LE5 4NE
Website Address	-
Telephone Number	-
Fax Number	-
TPS	-
FPS	Yes
Incorporation Date	06/08/2009
Previous Name	
Type	Private limited with Share Capital
FTSE Index	-
Date of Change	-
Filing Date of Accounts	15/06/2018
Currency	GBP
Share Capital	£100
SIC07	46900
Charity Number	-
SIC07 Description	NON-SPECIALISED WHOLESALE TRADE

DISCLAIMER : This Report is **PRIVATE & CONFIDENTIAL** and it is prepared at the request of and for its use by the Subscriber only. The Subscriber shall use the contents of the Report merely as an aid to its business. Mira Inform Private Limited ("MIPL") has collated information/data in the Report, which have not been verified unless otherwise specifically mentioned in the Report. The Subscriber shall independently verify the accuracy and correctness of the information/data before in any way acting upon the same. MIPL shall not be liable for any harm, injury, loss or damage caused to the Subscriber due to default by the Subscriber's debtors/beneficiaries in fulfilling their obligations of any nature whatsoever. This Report or any of its portion shall not be used as a documentary evidence or otherwise before any investigative agencies or forum of law. This Report is confidential and proprietary to MIPL. The Subscriber and/or any other person(s) may not reproduce, publish or disclose any of the contents of the Report to others without the express authorization of MIPL. This Report is prepared and issued to the Subscriber without any risk, responsibility or liability on the part of MIPL or its officials.

Principal Activity

ADDITIONAL INFORMATION

CCJ's	0 (£0)
No CCJ Information To Display	
Ultimate Holding Company	-
Accountant	-
Mortgages	0
Group	0 companies
Linkages	0 companies
Countries	In 0 countries

KEY FINANCIALS

Year to Date	Turnover	Pre Tax Profit	Shareholder's Funds	Employees
31/08/2017	-	-	-£8,150	-
31/08/2016	-	-	-£31,564	-
31/08/2015	-	-	-£96,636	-

MORTGAGE SUMMARY

Total Mortgage	0
Outstanding	0
Satisfied	0

TRADE DEBTORS / BAD DEBT SUMMARY

Total Number of Documented Trade	0
Total Value of Documented Trade	£0

COMMENTARY

The latest Balance Sheet indicates a negative net working capital position.
The latest cash balances are considered to be low in terms of the overall outstanding creditor obligations.
There has been an increase in shareholders funds compared with the previous balance sheet.
This company trades in an industry with a moderate level of corporate failures.

DISCLAIMER : This Report is **PRIVATE & CONFIDENTIAL** and it is prepared at the request of and for its use by the Subscriber only. The Subscriber shall use the contents of the Report merely as an aid to its business. Mira Inform Private Limited ("MIPL") has collated information/data in the Report, which have not been verified unless otherwise specifically mentioned in the Report. The Subscriber shall independently verify the accuracy and correctness of the information/data before in any way acting upon the same. MIPL shall not be liable for any harm, injury, loss or damage caused to the Subscriber due to default by the Subscriber's debtors/beneficiaries in fulfilling their obligations of any nature whatsoever. This Report or any of its portion shall not be used as a documentary evidence or otherwise before any investigative agencies or forum of law. This Report is confidential and proprietary to MIPL. The Subscriber and/or any other person(s) may not reproduce, publish or disclose any of the contents of the Report to others without the express authorization of MIPL. This Report is prepared and issued to the Subscriber without any risk, responsibility or liability on the part of MIPL or its officials.

CCJ

Total Number of Exact CCJs -	0	Total Value of Exact CCJs -	
Total Number of Possible CCJs -	0	Total Value of Possible CCJs -	
Total Number of Satisfied CCJs -	0	Total Value of Satisfied CCJs -	
Total Number of Writs -	-		

Total Current Directors	1	Total Current Secretaries	0
Total Previous Directors / Company Secretaries	2	Total Person's With Significant Control	1

CURRENT DIRECTORS





Title	Mr	Function	Director
Name	Kulwant Singh	Nationality	Indian
Date of Birth	10/1978	Present Appointments	2
Latest Address	384 Green Lane Road, Leicester	Appointment Date	01/07/2014
Post Code	LE5 4NE		

Current Company Secretary














TOP SHAREHOLDERS

Name	Currency	Share Count	Share Type	Nominal Value	% of Total Share Count
SANAT GUPTA	GBP	60	ORDINARY	1	60
KULWANT SINGH	GBP	40	ORDINARY	1	40




BALANCE SHEET

	Date Of Accounts	31/08/17	(%)	31/08/16	(%)	31/08/15	(%)	31/08/14	(%)	31/08/13
 Tangible Assets		0	-	0	-	0	-	0	-	0
 Intangible Assets		0	-	0	-	0	-	0	-	0
 Total Fixed Assets		0	-	0	-	0	-	0	-	0
 Stock		0	-	£45,600	-5.4%	£48,200	-6.8%	£51,730	20%	£43,108
			100%							



DISCLAIMER : This Report is **PRIVATE & CONFIDENTIAL** and it is prepared at the request of and for its use by the Subscriber only. The Subscriber shall use the contents of the Report merely as an aid to its business. Mira Inform Private Limited ("MIPL") has collated information/data in the Report, which have not been verified unless otherwise specifically mentioned in the Report. The Subscriber shall independently verify the accuracy and correctness of the information/data before in any way acting upon the same. MIPL shall not be liable for any harm, injury, loss or damage caused to the Subscriber due to default by the Subscriber's debtors/beneficiaries in fulfilling their obligations of any nature whatsoever. This Report or any of its portion shall not be used as a documentary evidence or otherwise before any investigative agencies or forum of law. This Report is confidential and proprietary to MIPL. The Subscriber and/or any other person(s) may not reproduce, publish or disclose any of the contents of the Report to others without the express authorization of MIPL. This Report is prepared and issued to the Subscriber without any risk, responsibility or liability on the part of MIPL or its officials.

	Trade Debtors	£59,994	71.6 %	£34,967	104.4 %	£17,105	-9%	£18,807	59.4%	£11,799
	Cash	0	- 100%	£142	-96.9%	£4,549	- 64.7 %	£12,886	592.4 %	£1,861
	Other Debtors	0	-	0	-	0	-	0	-	0
	Miscellaneous Current Assets	0	-	0	-	0	-	0	-	0
	Total Current Assets	£59,994	- 25.7 %	£80,709	15.5%	£69,854	- 16.3 %	£83,423	47%	£56,768
	Trade Creditors	£68,144	- 39.3 %	£112,273	6%	£105,868	- 13.2 %	£122,034	-14.6%	£142,848
	Bank Loans & Overdrafts	0	-	0	-	0	-	0	-	0
	Other Short Term Finance	0	-	0	-	0	-	0	-	0
	Miscellaneous Current Liabilities	0	-	0	-100%	£60,622	4.3%	£58,100	370.6 %	£12,346
	Total Current Liabilities	£68,144	- 39.3 %	£112,273	-32.6%	£166,490	-7.6%	£180,134	16.1%	£155,194
	Bank Loans & Overdrafts and LTL	0	-	0	-	0	-	0	-	0
	Other Long Term Finance	0	-	0	-	0	-	0	-	0
	Total Long Term Liabilities	0	-	0	-	0	-	0	-	0






CAPITAL & RESERVES

	Date Of Accounts	31/08/17	(%)	31/08/16	(%)	31/08/15	(%)	31/08/14	(%)	31/08/13
	Called Up Share Capital	-	- 100%	£100	-	£100	-	£100	-	£100
	P & L Account Reserve	-£8,150	74.3%	£31,664	67.3%	£96,736	0.1%	£96,811	1.7%	£98,526
	Revaluation Reserve	-	-	-	-	-	-	-	-	-



DISCLAIMER : This Report is **PRIVATE & CONFIDENTIAL** and it is prepared at the request of and for its use by the Subscriber only. The Subscriber shall use the contents of the Report merely as an aid to its business. Mira Inform Private Limited ("MIPL") has collated information/data in the Report, which have not been verified unless otherwise specifically mentioned in the Report. The Subscriber shall independently verify the accuracy and correctness of the information/data before in any way acting upon the same. MIPL shall not be liable for any harm, injury, loss or damage caused to the Subscriber due to default by the Subscriber's debtors/beneficiaries in fulfilling their obligations of any nature whatsoever. This Report or any of its portion shall not be used as a documentary evidence or otherwise before any investigative agencies or forum of law. This Report is confidential and proprietary to MIPL. The Subscriber and/or any other person(s) may not reproduce, publish or disclose any of the contents of the Report to others without the express authorization of MIPL. This Report is prepared and issued to the Subscriber without any risk, responsibility or liability on the part of MIPL or its officials.

	Sundry Reserves	-	-	-	-	-	-	-	-	-
	Shareholder Funds	-£8,150	74.2%	-£31,564	67.3%	-£96,636	0.1%	-£96,711	1.7%	-£98,426


OTHER FINANCIAL ITEMS

	Date Of Accounts	31/08/17	(%)	31/08/16	(%)	31/08/15	(%)	31/08/14	(%)	31/08/13
	Net Worth	-£8,150	74.2%	-£31,564	67.3%	-£96,636	0.1%	-£96,711	1.7%	-£98,426
	Working Capital	-£8,150	74.2%	-£31,564	67.3%	-£96,636	0.1%	-£96,711	1.7%	-£98,426
	Total Assets	£59,994	-25.7%	£80,709	15.5%	£69,854	-16.3%	£83,423	47%	£56,768
	Total Liabilities	£68,144	-39.3%	£112,273	-32.6%	£166,490	-7.6%	£180,134	16.1%	£155,194
	Net Assets	-£8,150	74.2%	-£31,564	67.3%	-£96,636	0.1%	-£96,711	1.7%	-£98,426














MISCELLANEOUS

	Date Of Accounts	31/08/17	(%)	31/08/16	(%)	31/08/15	(%)	31/08/14	(%)	31/08/13
	Contingent Liability	NO	-	NO	-	NO	-	NO	-	NO
	Capital Employed	-£8,150	74.2%	-£31,564	67.3%	-£96,636	0.1%	-£96,711	1.7%	-£98,426
	Number of Employees	-	-	-	-	-	-	-	-	-
	Accountants									
	Auditors									
	Auditor Comments	The company is exempt from audit								
	Bankers									
	Bank Branch Code									

RATIOS

	Date Of Accounts	31/08/17	31/08/16	31/08/15	31/08/14	31/08/13
	Pre-tax profit margin %	-	-	-	-	-

DISCLAIMER : This Report is **PRIVATE & CONFIDENTIAL** and it is prepared at the request of and for its use by the Subscriber only. The Subscriber shall use the contents of the Report merely as an aid to its business. Mira Inform Private Limited ("MIPL") has collated information/data in the Report, which have not been verified unless otherwise specifically mentioned in the Report. The Subscriber shall independently verify the accuracy and correctness of the information/data before in any way acting upon the same. MIPL shall not be liable for any harm, injury, loss or damage caused to the Subscriber due to default by the Subscriber's debtors/beneficiaries in fulfilling their obligations of any nature whatsoever. This Report or any of its portion shall not be used as a documentary evidence or otherwise before any investigative agencies or forum of law. This Report is confidential and proprietary to MIPL. The Subscriber and/or any other person(s) may not reproduce, publish or disclose any of the contents of the Report to others without the express authorization of MIPL. This Report is prepared and issued to the Subscriber without any risk, responsibility or liability on the part of MIPL or its officials.

	Current ratio	0.88	0.72	0.42	0.46	0.37
	Sales/Net Working Capital	-	-	-	-	-
	Gearing %	0	0	0	0	0
	Equity in %	-13.60	-39.10	-138.30	-115.90	-173.40
	Creditor Days	-	-	-	-	-
	Debtor Days	-	-	-	-	-
	Liquidity/Acid Test	0.88	0.31	0.13	0.17	0.08
	Return On Capital Employed %	-	-	-	-	-
	Return On Total Assets Employed %	-	-	-	-	-
	Current Debt Ratio	-8.36	-3.55	-1.72	-1.86	-1.57
	Total Debt Ratio	-8.36	-3.55	-1.72	-1.86	-1.57
	Stock Turnover Ratio %	-	-	-	-	-
	Return on Net Assets Employed %	-	-	-	-	-

REPORT NOTES

There are no notes to display.

STATUS HISTORY

No Status History found

EVENT HISTORY

Date	Description
19/06/2018	New Accounts Filed
07/11/2017	Confirmation Statement
29/05/2017	New Accounts Filed
08/10/2016	Annual Returns
22/09/2016	New Board Member Mr K. Singh appointed
15/09/2016	Change in Reg.Office
15/09/2016	Change of Company Postcode
31/05/2016	New Accounts Filed

DISCLAIMER : This Report is **PRIVATE & CONFIDENTIAL** and it is prepared at the request of and for its use by the Subscriber only. The Subscriber shall use the contents of the Report merely as an aid to its business. Mira Inform Private Limited ("MIPL") has collated information/data in the Report, which have not been verified unless otherwise specifically mentioned in the Report. The Subscriber shall independently verify the accuracy and correctness of the information/data before in any way acting upon the same. MIPL shall not be liable for any harm, injury, loss or damage caused to the Subscriber due to default by the Subscriber's debtors/beneficiaries in fulfilling their obligations of any nature whatsoever. This Report or any of its portion shall not be used as a documentary evidence or otherwise before any investigative agencies or forum of law. This Report is confidential and proprietary to MIPL. The Subscriber and/or any other person(s) may not reproduce, publish or disclose any of the contents of the Report to others without the express authorization of MIPL. This Report is prepared and issued to the Subscriber without any risk, responsibility or liability on the part of MIPL or its officials.

J K AGRO UK LIMITED - 533301

PAGE NO. : 10

29/12/2015	Annual Returns
14/05/2015	New Accounts Filed
05/02/2015	Change in Reg.Office
05/02/2015	Change of Company Postcode
09/12/2014	Annual Returns
22/10/2014	Mr S. Gupta has left the board
11/07/2014	New Board Member Mr K. Singh appointed

PREVIOUS COMPANY NAMES

No Previous Names found

WRIT DETAILS

No writs found

STATISTICS

Group	-
Linkages	0 companies
Countries	In 0 countries

SUMMARY

Holding Company	-
Ownership Status	
Ultimate Holding Company	-

GROUP STRUCTURE FULL

No Group Structure

DISCLAIMER : This Report is **PRIVATE & CONFIDENTIAL** and it is prepared at the request of and for its use by the Subscriber only. The Subscriber shall use the contents of the Report merely as an aid to its business. Mira Inform Private Limited ("MIPL") has collated information/data in the Report, which have not been verified unless otherwise specifically mentioned in the Report. The Subscriber shall independently verify the accuracy and correctness of the information/data before in any way acting upon the same. MIPL shall not be liable for any harm, injury, loss or damage caused to the Subscriber due to default by the Subscriber's debtors/beneficiaries in fulfilling their obligations of any nature whatsoever. This Report or any of its portion shall not be used as a documentary evidence or otherwise before any investigative agencies or forum of law. This Report is confidential and proprietary to MIPL. The Subscriber and/or any other person(s) may not reproduce, publish or disclose any of the contents of the Report to others without the express authorization of MIPL. This Report is prepared and issued to the Subscriber without any risk, responsibility or liability on the part of MIPL or its officials.

PREVIOUS DIRECTOR/COMPANY SECRETARIES

Name	Current Active Appointments	Previous Appointments	Dissolved Companies
Ashish Chopra	0	2	0
Sanat Gupta	0	1	0
Total Persons With Significant Control	1	Total Statements	0
Active	1	Active	0
Ceased	0	Ceased	0

ACTIVE PERSONS WITH SIGNIFICANT CONTROL

Name	Mr Kulwant Singh	Kind	Individual Person With Significant Control
Address	384 Green Lane Road, Leicester	Country Of Residence	United Kingdom
Post Code	LE5 4NE	Nationality	British
Date of Birth	10/1978	Notified On	06/04/2016
Nature Of Control	Ownership of shares - between 25% and 50%		

CEASED PERSONS WITH SIGNIFICANT CONTROL

No Ceased Persons With Significant Control To Display

ACTIVE STATEMENTS

No Active Statements To Display

CEASED STATEMENTS

No Ceased Statements To Display

FOREIGN EXCHANGE RATES

Currency	Unit	Indian Rupees
US Dollar	1	INR 73.58
UK Pound	1	INR 95.89
Euro	1	INR 84.70
GBP	1	INR 97.17

Note : Above are approximate rates obtained from sources believed to be correct

INFORMATION DETAILS

Analysis Done by :	VIVR
Report Prepared by :	TRU

DISCLAIMER : This Report is **PRIVATE & CONFIDENTIAL** and it is prepared at the request of and for its use by the Subscriber only. The Subscriber shall use the contents of the Report merely as an aid to its business. Mira Inform Private Limited ("MIPL") has collated information/data in the Report, which have not been verified unless otherwise specifically mentioned in the Report. The Subscriber shall independently verify the accuracy and correctness of the information/data before in any way acting upon the same. MIPL shall not be liable for any harm, injury, loss or damage caused to the Subscriber due to default by the Subscriber's debtors/beneficiaries in fulfilling their obligations of any nature whatsoever. This Report or any of its portion shall not be used as a documentary evidence or otherwise before any investigative agencies or forum of law. This Report is confidential and proprietary to MIPL. The Subscriber and/or any other person(s) may not reproduce, publish or disclose any of the contents of the Report to others without the express authorization of MIPL. This Report is prepared and issued to the Subscriber without any risk, responsibility or liability on the part of MIPL or its officials.

RATING EXPLANATIONS

Credit Rating	Explanation	Rating Comments
A++	Minimum Risk	Business dealings permissible with minimum risk of default
A+	Low Risk	Business dealings permissible with low risk of default
A	Acceptable Risk	Business dealings permissible with moderate risk of default
B	Medium Risk	Business dealings permissible on a regular monitoring basis
C	Medium High Risk	Business dealings permissible preferably on secured basis
D	High Risk	Business dealing not recommended or on secured terms only
NB	New Business	No recommendation can be done due to business in infancy stage
NT	No Trace	No recommendation can be done as the business is not traceable

NB is stated where there is insufficient information to facilitate rating. However, it is not to be considered as unfavourable.

This score serves as a reference to assess SC's credit risk and to set the amount of credit to be extended. It is calculated from a composite of weighted scores obtained from each of the major sections of this report. The assessed factors are as follows:

- Financial condition covering various ratios
- Company background and operations size
- Promoters / Management background
- Payment record
- Litigation against the subject
- Industry scenario / competitor analysis
- Supplier / Customer / Banker review (wherever available)