

## MIRA INFORM REPORT

Report No. :	533461
Report Date :	06.10.2018

### IDENTIFICATION DETAILS

Name :	JUMBO S.A.
Registered Office :	9, Kyprou & Idras Street, Moschaton, 183 46 Athens
Country :	Greece
Financials (as on) :	30.06.2017
Date of Incorporation :	01.01.1986
Com. Reg. No.:	094173365
Legal Form :	Limited Company - A.E.
Line of Business :	The company's principal activity is the production and trading of toys, children's carriages, furniture, clothes, children's accessories and commodities addressed to children in general.
No. of Employees :	5690 [2017]

### RATING & COMMENTS

(Mira Inform has adopted New Rating mechanism w.e.f. 23<sup>rd</sup> January 2017)

MIRA's Rating :	A
-----------------	---

Credit Rating	Explanation	Rating Comments
A	Acceptable Risk	Business dealings permissible with moderate risk of default

Status :	Good
Payment Behaviour :	Regular
Litigation :	Clear

#### NOTES :

Any query related to this report can be made on e-mail : [infodept@mirainform.com](mailto:infodept@mirainform.com) while quoting report number, name and date.

**DISCLAIMER** : This Report is **PRIVATE & CONFIDENTIAL** and it is prepared at the request of and for its use by the Subscriber only. The Subscriber shall use the contents of the Report merely as an aid to its business. Mira Inform Private Limited ("MIPL") has collated information/data in the Report, which have not been verified unless otherwise specifically mentioned in the Report. The Subscriber shall independently verify the accuracy and correctness of the information/data before in any way acting upon the same. MIPL shall not be liable for any harm, injury, loss or damage caused to the Subscriber due to default by the Subscriber's debtors/beneficiaries in fulfilling their obligations of any nature whatsoever. This Report or any of its portion shall not be used as a documentary evidence or otherwise before any investigative agencies or forum of law. This Report is confidential and proprietary to MIPL. The Subscriber and/or any other person(s) may not reproduce, publish or disclose any of the contents of the Report to others without the express authorization of MIPL. This Report is prepared and issued to the Subscriber without any risk, responsibility or liability on the part of MIPL or its officials.

**ECGC Country Risk Classification List**

Country Name	Previous Rating (31.12.2017)	Current Rating (01.04.2018)
Greece	C1	C1

Risk Category	ECGC Classification
Insignificant	A1
Low Risk	A2
Moderately Low Risk	B1
Moderate Risk	B2
Moderately High Risk	C1
High Risk	C2
Very High Risk	D

## GREECE - ECONOMIC OVERVIEW

Greece has a capitalist economy with a public sector accounting for about 40% of GDP and with per capita GDP about two-thirds that of the leading euro-zone economies. Tourism provides 18% of GDP. Immigrants make up nearly one-fifth of the work force, mainly in agricultural and unskilled jobs. Greece is a major beneficiary of EU aid, equal to about 3.3% of annual GDP.

The Greek economy averaged growth of about 4% per year between 2003 and 2007, but the economy went into recession in 2009 as a result of the world financial crisis, tightening credit conditions, and Athens' failure to address a growing budget deficit. By 2013, the economy had contracted 26%, compared with the pre-crisis level of 2007. Greece met the EU's Growth and Stability Pact budget deficit criterion of no more than 3% of GDP in 2007-08, but violated it in 2009, when the deficit reached 15% of GDP. Deteriorating public finances, inaccurate and misreported statistics, and consistent underperformance on reforms prompted major credit rating agencies to downgrade Greece's international debt rating in late 2009 and led the country into a financial crisis. Under intense pressure from the EU and international market participants, the government accepted a bailout program that called on Athens to cut government spending, decrease tax evasion, overhaul the civil-service, health-care, and pension systems, and reform the labor and product markets. Austerity measures reduced the deficit to 1.3% in 2017. Successive Greek governments, however, failed to push through many of the most unpopular reforms in the face of widespread political opposition, including from the country's powerful labor unions and the general public.

In April 2010, a leading credit agency assigned Greek debt its lowest possible credit rating, and in May 2010, the IMF and euro-zone governments provided Greece emergency short- and medium-term loans worth \$147 billion so that the country could make debt repayments to creditors. Greece, however, struggled to meet the targets set by the EU and the IMF, especially after Eurostat - the EU's statistical office - revised upward Greece's deficit and debt numbers for 2009 and 2010. European leaders and the IMF agreed in October 2011 to provide Athens a second bailout package of \$169 billion. The second deal called for holders of Greek government bonds to write down a significant portion of their holdings to try to alleviate Greece's government debt burden. However, Greek banks, saddled with a significant portion of sovereign debt, were adversely affected by the write down and \$60 billion of the second bailout package was set aside to ensure the banking system was adequately capitalized.

In 2014, the Greek economy began to turn the corner on the recession. Greece achieved three significant milestones: balancing the budget - not including debt repayments; issuing government debt in financial markets for the first time since 2010; and generating 0.7% GDP growth — the first economic expansion since 2007.

Despite the nascent recovery, widespread discontent with austerity measures helped propel the far-left Coalition of the Radical Left (SYRIZA) party into government in national legislative elections in January 2015. Between January and July 2015, frustrations grew between the SYRIZA-led government and Greece's EU and IMF creditors over the implementation of bailout measures and disbursement of funds. The Greek government began running up significant arrears to suppliers, while Greek banks relied on emergency lending, and Greece's future in the euro zone was called into question. To stave off a collapse of the banking system, Greece imposed capital controls in June 2015, then became the first developed nation to miss a loan payment to the IMF, rattling international financial markets. Unable to reach an agreement with creditors, Prime Minister Alexis TSIPRAS held a nationwide referendum on 5 July on whether to accept the terms of Greece's bailout, campaigning for the ultimately successful "no" vote. The TSIPRAS government subsequently agreed, however, to a new \$96 billion bailout in order to avert Greece's exit from the monetary bloc. On 20 August 2015, Greece signed its third bailout, allowing it to cover significant debt payments to its EU and IMF creditors and to ensure the banking sector retained access to emergency liquidity. The TSIPRAS government — which retook office on 20 September 2015

**DISCLAIMER** : This Report is **PRIVATE & CONFIDENTIAL** and it is prepared at the request of and for its use by the Subscriber only. The Subscriber shall use the contents of the Report merely as an aid to its business. Mira Inform Private Limited ("MIPL") has collated information/data in the Report, which have not been verified unless otherwise specifically mentioned in the Report. The Subscriber shall independently verify the accuracy and correctness of the information/data before in any way acting upon the same. MIPL shall not be liable for any harm, injury, loss or damage caused to the Subscriber due to default by the Subscriber's debtors/beneficiaries in fulfilling their obligations of any nature whatsoever. This Report or any of its portion shall not be used as a documentary evidence or otherwise before any investigative agencies or forum of law. This Report is confidential and proprietary to MIPL. The Subscriber and/or any other person(s) may not reproduce, publish or disclose any of the contents of the Report to others without the express authorization of MIPL. This Report is prepared and issued to the Subscriber without any risk, responsibility or liability on the part of MIPL or its officials.



**MIRA INFORM PRIVATE LIMITED**  
605, Palmspring, Near D'Mart, Link Road,  
Malad (West), Mumbai - 400 064. INDIA  
Tel : 91-22-40448000 (44 lines)  
Fax : 91-22-40448045 / 40448046  
E-mail : mira@mirainform.com  
info@mirainform.com  
Website : <http://www.mirainform.com>  
<http://www.miraglobalcheck.com>  
<http://www.miraglobalcollections.com>

after calling new elections in late August — successfully secured disbursement of two delayed tranches of bailout funds. Despite the economic turmoil, Greek GDP did not contract as sharply as feared, boosted in part by a strong tourist season.

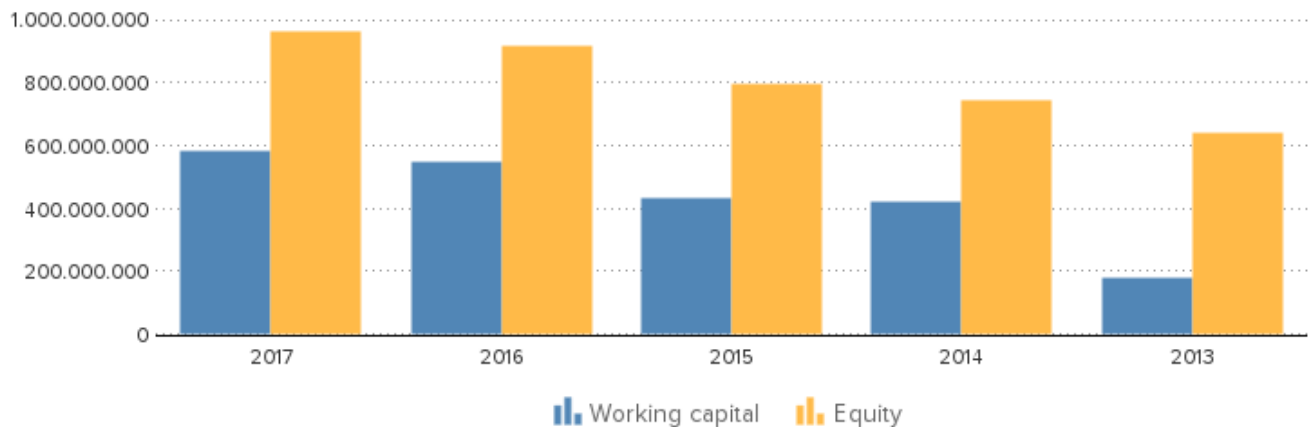
In 2017, Greece saw improvements in GDP and unemployment. Unfinished economic reforms, a massive non-performing loan problem, and ongoing uncertainty regarding the political direction of the country hold the economy back. Some estimates put Greece's black market at 20- to 25% of GDP, as more people have stopped reporting their income to avoid paying taxes that, in some cases, have risen to 70% of an individual's gross income.

Source : CIA

**DISCLAIMER** : This Report is **PRIVATE & CONFIDENTIAL** and it is prepared at the request of and for its use by the Subscriber only. The Subscriber shall use the contents of the Report merely as an aid to its business. Mira Inform Private Limited ("MIPL") has collated information/data in the Report, which have not been verified unless otherwise specifically mentioned in the Report. The Subscriber shall independently verify the accuracy and correctness of the information/data before in any way acting upon the same. MIPL shall not be liable for any harm, injury, loss or damage caused to the Subscriber due to default by the Subscriber's debtors/beneficiaries in fulfilling their obligations of any nature whatsoever. This Report or any of its portion shall not be used as a documentary evidence or otherwise before any investigative agencies or forum of law. This Report is confidential and proprietary to MIPL. The Subscriber and/or any other person(s) may not reproduce, publish or disclose any of the contents of the Report to others without the express authorization of MIPL. This Report is prepared and issued to the Subscriber without any risk, responsibility or liability on the part of MIPL or its officials.

## SUMMARY

<b>Company name</b>	<b>JUMBO S.A.</b>				
<b>Operative address</b>	9, Kyprou & Idras Street, Moschaton 183 46 Athens Greece				
<b>Status</b>	Active				
<b>Specification</b>	This company can meet all its obligations.				
<b>Legal form</b>	Limited Company - A.E.				
<b>Registration number</b>	VAT/Tax number: 094173365				
<b>VAT-number</b>	EL094173365				
<b>Year</b>	<b>2017</b>	<b>Mutation</b>	<b>2016</b>	<b>Mutation</b>	<b>2015</b>
Fixed assets	546.246.000	2,97	530.484.000	-0,49	533.089.000
Total receivables	4.772.000	23,92	3.851.000	26,59	3.042.000
Total equity	961.673.000	5,03	915.590.000	14,85	797.209.000
Short term liabilities	133.877.000	4,14	128.559.000	4,11	123.482.000
Net result	131.008.000	8,04	121.264.000	15,67	104.837.000
Working capital	579.461.000	5,29	550.368.000	26,88	433.756.000
Quick ratio	3,54	-5,60	3,75	28,87	2,91



## CONTACT INFORMATION

<b>Company name</b>	Jumbo S.A.
<b>Operative address</b>	9, Kyprou & Idras Street, Moschaton 183 46 Athens Greece
<b>Correspondence address</b>	9, Kyprou & Idras Street, Moschaton 183 46 Athens Greece

**DISCLAIMER** : This Report is **PRIVATE & CONFIDENTIAL** and it is prepared at the request of and for its use by the Subscriber only. The Subscriber shall use the contents of the Report merely as an aid to its business. Mira Inform Private Limited ("MIPL") has collated information/data in the Report, which have not been verified unless otherwise specifically mentioned in the Report. The Subscriber shall independently verify the accuracy and correctness of the information/data before in any way acting upon the same. MIPL shall not be liable for any harm, injury, loss or damage caused to the Subscriber due to default by the Subscriber's debtors/beneficiaries in fulfilling their obligations of any nature whatsoever. This Report or any of its portion shall not be used as a documentary evidence or otherwise before any investigative agencies or forum of law. This Report is confidential and proprietary to MIPL. The Subscriber and/or any other person(s) may not reproduce, publish or disclose any of the contents of the Report to others without the express authorization of MIPL. This Report is prepared and issued to the Subscriber without any risk, responsibility or liability on the part of MIPL or its officials.

Telephone number +30 210 480 5200  
Fax number +30 210 480 5212  
Email address [jb@jumbo.gr](mailto:jb@jumbo.gr)  
Website [www.jumbo.gr](http://www.jumbo.gr)

## **REGISTRATION**

Registration number VAT/Tax number: 094173365  
VAT-number EL094173365  
Status Active  
Establishment date 1986-01-01  
Legal form Limited company - A.E.  
Subscribed share capital EUR 119.732.000

## **ACTIVITIES**

NACE 3240: Manufacture of games and toys  
Goal The company's principal activity is the production and trading of toys, children's carriages, furniture, clothes, children's accessories and commodities addressed to children in general.

## **RELATIONS**

Shareholders  
ULTIMATE GLOBAL SHAREHOLDER  
Name: JUMBO S.A.  
Address: 9, Kyprou & Idras Street, Moschaton  
City: ATHENS  
Country: GR  
Phone: +30 210 480 5200  
Fax: +30 210 480 5212  
Website: [www.jumbo.gr](http://www.jumbo.gr)  
Type: Corporate  
Share direct: 100.00%  
Share total: 100.00%  
Turnover: 685.95370124 mil. EUR  
Total assets: 1259.58698574 mil. EUR  
Profit loss before tax: 173.46599984 mil. EUR  
Profit loss after tax net income: 131.00799999 mil. EUR  
Shareholders funds: 961.67299957 mil. EUR

SHAREHOLDERS  
Name: TANOSSIRIAN S.A.

National id number: 094351451  
Address: 14 Ellinikou Stratou  
City: FILOTHEI  
Country: GR  
Phone: +30 2106818677  
Fax: +30 2106817792  
Type: Corporate  
Share direct: 23.22%  
Turnover: 0.76136613 mil. EUR  
Total assets: 40.06961163 mil. EUR  
Profit loss before tax: 0.22245596 mil. EUR  
Profit loss after tax net income: 0.70067075 mil. EUR  
Shareholders funds: 12.4836527 mil. EUR

Name: FMR LLC via its funds  
National id number: 04-3532603  
Address: 245 SUMMER ST  
City: BOSTON  
Country: US  
Phone: +1 617 563 7000  
Website: [www.fidelity.com](http://www.fidelity.com)  
Type: Mutual and pension fund, nominee, trust, trustee  
Turnover: 25720.71498896 mil. EUR  
Number of employees: 37500

Name: FRANKLIN TEMPLETON INSTITUTION  
Type: Corporate  
Share direct: 10.00%

Name: CAPITAL GROUP CO INC via its funds  
National id number: 86-0206507  
Address: 333 S HOPE ST  
City: LOS ANGELES  
Country: US  
Phone: +1 213 486 9200  
Website: [www.capgroup.com](http://www.capgroup.com)  
Type: Mutual and pension fund, nominee, trust, trustee  
Turnover: 643.01787472 mil. EUR  
Number of employees: 7500

Name: FIDELITY LOW-PRICED STOCK FUND  
Address: Boston  
City: BOSTON  
Country: US  
Type: Mutual and pension fund, nominee, trust, trustee  
Share direct: 7.83%

Name: S71V FIRST EAGLE OVERSEAS FUND  
Country: GR

Type: Mutual and pension fund, nominee, trust, trustee  
Share direct: 5.35%

Name: FIRST EAGLE INVESTMENT MANAGEMENT LLC via its funds

National id number: 57-1156902

Address: 1345 AVENUE OF THE AMERICAS

City: NEW YORK

Country: US

Phone: +1 212 698 3300

Website: [www.feim.com](http://www.feim.com)

Type: Mutual and pension fund, nominee, trust, trustee

Turnover: 32.15089374 mil. EUR

Number of employees: 175

Name: VANGUARD GROUP INC via its funds

National id number: 23-1945930

Address: 100 VANGUARD BLVD

City: MALVERN

Country: US

Phone: +1 610 669 1000

Website: [www.vanguard.com](http://www.vanguard.com)

Type: Corporate

Turnover: 2572.0714989 mil. EUR

Number of employees: 17500

Name: NORWAY via its funds

Address: Oslo

Country: NO

Website: [www.regjeringen.no](http://www.regjeringen.no)

Type: Public authority, state, government

Name: BLACKROCK INC via its funds

National id number: 32-0174431

Address: 55 E 52ND ST

City: NEW YORK

Country: US

Phone: +1 212 810 5300

Website: [www.blackrock.com](http://www.blackrock.com)

Type: Bank

Turnover: 25720.71498896 mil. EUR

Number of employees: 17500

Name: SCHRODERS PLC via its funds

National id number: 03909886

Address: 31 Gresham Street

City: LONDON

Country: GB

Phone: +44 20 382 60 00

Fax: +44 20 382 39 50  
Website: [www.schroders.com](http://www.schroders.com)  
Type: Bank  
Turnover: 2324.8820067 mil. EUR  
Total assets: 25335.23788492 mil. EUR  
Profit loss before tax: 856.45375214 mil. EUR  
Profit loss after tax net income: 669.66076073 mil. EUR  
Shareholders funds: 3910.48536335 mil. EUR  
Number of employees: 4619

Name: SWEDBANK AB via its funds  
National id number: 502017-7753  
Address: Landsvägen 40  
City: SUNDBYBERG  
Country: SE  
Phone: +46 8 5859 0000  
Fax: +46 8 796 80 92  
Website: [www.swedbank.com](http://www.swedbank.com)  
Type: Bank  
Turnover: 4310.30754326 mil. EUR  
Total assets: 224773.41430529 mil. EUR  
Profit loss before tax: 2493.12994191 mil. EUR  
Profit loss after tax net income: 1967.11629883 mil. EUR  
Shareholders funds: 13569.07964547 mil. EUR  
Number of employees: 14588

Name: FIDELITY INTERNATIONAL LIMITED via its funds  
National id number: 41329  
Country: BM  
Phone: +1441 2950665  
Fax: +1441 2959373  
Website: [www.fidelityinternational.com](http://www.fidelityinternational.com)  
Type: Mutual and pension fund, nominee, trust, trustee  
Number of employees: 15

Name: GLOBAL X FUNDS via its funds  
National id number: 5493003RA4QUTSYF1N15  
Address: 623 5TH AVE  
City: NEW YORK  
Country: US  
Phone: +1 888 493 8631  
Type: Mutual and pension fund, nominee, trust, trustee

Name: ALPHA BANK AE via its funds  
Address: 10 Pesmazoglou  
City: ATHENS  
Country: GR  
Phone: +30 210 326 00 00  
Fax: +30 210 326 54 38

Website: [www.alpha.gr](http://www.alpha.gr)  
Type: Bank  
Turnover: 2441.80858873 mil. EUR  
Total assets: 60813.02085594 mil. EUR  
Profit loss before tax: 165.1200003 mil. EUR  
Profit loss after tax net income: 21.05200031 mil. EUR  
Shareholders funds: 9611.58400026 mil. EUR  
Number of employees: 11357

Name: STICHTING PENSIOENFONDS ABP via its funds  
National id number: 41074000  
Address: 4874  
City: HEERLEN  
Country: NL  
Phone: +31 457 271 266  
Fax: +31 455 792 194  
Website: [www.abp.nl](http://www.abp.nl)  
Type: Insurance company  
Total assets: 479263.99917885 mil. EUR  
Profit loss before tax: 30597.00000036 mil. EUR  
Profit loss after tax net income: 30597.00000036 mil. EUR  
Shareholders funds: 17895.00000007 mil. EUR

Name: SVENSKA HANDELSBANKEN AB via its funds  
National id number: 502007-7862  
Address: Kungstradgardsgatan 2  
City: STOCKHOLM  
Country: SE  
Phone: +46 8 701 10 18  
Fax: +46 8 701 20 17  
Website: [www.handelsbanken.se](http://www.handelsbanken.se)  
Type: Bank  
Turnover: 4233.50438081 mil. EUR  
Total assets: 281086.84213423 mil. EUR  
Profit loss before tax: 2135.8510732 mil. EUR  
Profit loss after tax net income: 1635.74192528 mil. EUR  
Shareholders funds: 14385.02046901 mil. EUR  
Number of employees: 11832

Name: TOBAM HOLDING COMPANY via its funds  
National id number: 508986031-00039  
Address: 49 AVENUE DES CHAMPS ELYSEES  
City: PARIS  
Country: FR  
Type: Corporate  
Turnover: 0.35020441 mil. EUR  
Total assets: 0.50029201 mil. EUR  
Profit loss before tax: 2.77980337 mil. EUR  
Profit loss after tax net income: 2.74777718 mil. EUR

Shareholders funds: 0.43394162 mil. EUR  
Number of employees: 2

Name: DIMENSIONAL FUND ADVISORS LP via its funds  
National id number: 22-2370029  
Address: 6300 BEE CAVE RD  
City: AUSTIN  
Country: US  
Phone: +1 512 306 7400  
Website: [www.us.dimensional.com](http://www.us.dimensional.com)  
Type: Mutual and pension fund, nominee, trust, trustee  
Turnover: 150.0375041 mil. EUR  
Number of employees: 175

Name: GOLDMAN SACHS GROUP INC via its funds  
National id number: 13-4019460  
Address: 200 WEST ST  
City: NEW YORK  
Country: US  
Phone: +1 212 902 1000  
Website: [www.gs.com](http://www.gs.com)  
Type: Bank  
Turnover: 25720.71498896 mil. EUR  
Number of employees: 37500

Name: REGERINGSKANSLIET via its funds  
National id number: 202100-3831  
City: STOCKHOLM  
Country: SE  
Phone: +46 8 4051000  
Website: [www.regeringskansliet.se](http://www.regeringskansliet.se)  
Type: Public authority, state, government  
Turnover: 0.22513141 mil. EUR  
Number of employees: 4500

Name: PROVINCE OF QUEBEC via its funds  
National id number: 549300WN65YFEQH74Y36  
Address: C/O Offices of the Ministry of Finances in Québec City  
12, rue Saint-  
City: QUEBEC  
Country: CA  
Type: Public authority, state, government

Name: JANUS HENDERSON GROUP PLC via its funds  
National id number: JE101484  
Address: 201 Bishopsgate  
City: LONDON  
Country: GB  
Phone: +44 20 7818 1818

Fax: +44 20 7818 1820  
Website: [www.snl.com/irw/corporateprofile/414733](http://www.snl.com/irw/corporateprofile/414733)  
Type: Bank  
Turnover: 1459.01827874 mil. EUR  
Total assets: 6064.12289163 mil. EUR  
Profit loss before tax: 373.05107893 mil. EUR  
Profit loss after tax net income: 548.98710408 mil. EUR  
Shareholders funds: 4223.96547973 mil. EUR  
Number of employees: 2356

Name: WELLINGTON MANAGEMENT GROUP LLP via its funds  
National id number: 30-0835489  
Address: 280 CONGRESS ST  
City: BOSTON  
Country: US  
Phone: +1 617 951 5895  
Website: [www.wellington.com](http://www.wellington.com)  
Type: Mutual and pension fund, nominee, trust, trustee  
Turnover: 643.01787472 mil. EUR  
Number of employees: 1500

Name: MASSACHUSETTS MUTUAL LIFE INSURANCE CO via its funds  
National id number: 04-1590850  
Address: 1295 STATE ST  
City: SPRINGFIELD  
Country: US  
Phone: +1 413 788 8411  
Website: [www.massmutual.com](http://www.massmutual.com)  
Type: Insurance company  
Turnover: 25720.71498896 mil. EUR  
Number of employees: 37500

Name: EATON VANCE CORP via its funds  
National id number: 04-2718215  
Address: 2 INTERNATIONAL PL  
City: BOSTON  
Country: US  
Phone: +1 617 482 8260  
Website: [www.eatonvance.com](http://www.eatonvance.com)  
Type: Financial company  
Turnover: 2572.0714989 mil. EUR  
Number of employees: 1500

Name: RUSSELL INVESTMENT MANAGEMENT LLC via its funds  
National id number: 549300ILB7PC7EKNWL37  
Address: 1301 2ND AVE  
City: SEATTLE  
Country: US

Phone: +1 206 505 7877  
Type: Mutual and pension fund, nominee, trust, trustee

Name: SKANDINAVISKA ENSKILDA BANKEN AB via its funds  
National id number: 502032-9081  
Address: Kungstradgardsgatan 8  
City: STOCKHOLM  
Country: SE  
Phone: +46 8 763 80 00  
Fax: +46 8 611 37 17  
Website: sebgrou.com  
Type: Bank  
Turnover: 4633.34609712 mil. EUR  
Total assets: 260019.77886673 mil. EUR  
Profit loss before tax: 2113.60368266 mil. EUR  
Profit loss after tax net income: 1650.1671743 mil. EUR  
Shareholders funds: 14620.80217373 mil. EUR  
Number of employees: 15804

Name: NORDEA BANK AB (PUBL) via its funds  
National id number: 516406-0120  
Address: Smalandsgatan 17  
City: STOCKHOLM  
Country: SE  
Phone: +46 8 614 7000  
Fax: +46 8 10 50 69  
Website: www.nordea.com  
Type: Bank  
Turnover: 9459.9966905 mil. EUR  
Total assets: 581611.99685304 mil. EUR  
Profit loss before tax: 3997.99999963 mil. EUR  
Profit loss after tax net income: 3047.9999998 mil. EUR  
Shareholders funds: 33316 mil. EUR  
Number of employees: 30399

Name: SAS RUE LA BOETIE via its funds  
National id number: 439208190-00017  
Address: 48 RUE LA BOETIE  
City: PARIS  
Country: FR  
Phone: +33 1 42 65 16 06  
Type: Corporate  
Turnover: 0 mil. EUR  
Total assets: 19272.39207287 mil. EUR  
Profit loss before tax: 894.35167793 mil. EUR  
Profit loss after tax net income: 893.49181513 mil. EUR  
Shareholders funds: 19271.4373974 mil. EUR

Name: ALLIANZ SE via its funds

National id number: HRB 164232 (M)  
Address: Koniginstrasse 28  
City: MUNCHEN  
Country: DE  
Phone: +49 938 008 000  
Fax: +49 938 034 3425  
Website: [www.allianz.com](http://www.allianz.com)  
Type: Insurance company  
Turnover: 77345.0037162 mil. EUR  
Total assets: 901300.00337318 mil. EUR  
Profit loss before tax: 10148.00000007 mil. EUR  
Profit loss after tax net income: 7206.99999993 mil. EUR  
Shareholders funds: 65553.0000002 mil. EUR

Name: STATE STREET CORP via its funds  
National id number: 04-0025081  
Address: 1 LINCOLN ST  
City: BOSTON  
Country: US  
Phone: +1 617 786 3000  
Website: [www.statestreet.com](http://www.statestreet.com)  
Type: Bank  
Turnover: 25720.71498896 mil. EUR  
Number of employees: 37500

Name: DANSKE BANK A/S via its funds  
National id number: 61126228  
Address: Holmens Kanal 2-12  
City: COPENHAGEN K  
Country: DK  
Phone: +45 33 44 00 00  
Fax: +45 33 44 17 08  
Website: [www.danskebank.com](http://www.danskebank.com)  
Type: Bank  
Turnover: 6794.32410162 mil. EUR  
Total assets: 475430.39488176 mil. EUR  
Profit loss before tax: 3531.01152553 mil. EUR  
Profit loss after tax net income: 2807.29385574 mil. EUR  
Shareholders funds: 22600.19306177 mil. EUR  
Number of employees: 19768

Name: QUANTEX AG via its funds  
National id number: CH-035.3.031.516-6  
Address: Pourtalesstrasse 97  
City: MURI B. BERN  
Country: CH  
Phone: +41 31 9502424  
Fax: +41 31 9502425  
Website: [www.quantex.ch](http://www.quantex.ch)

Type: Mutual and pension fund, nominee, trust, trustee  
Number of employees: 4

Name: ARCA HOLDING S.P.A. via its funds  
National id number: MI1144196  
Address: VIA DISCIPLINI 3  
City: MILANO  
Country: IT  
Phone: +39 024543215  
Website: [www.arcaonline.it](http://www.arcaonline.it)  
Type: Bank  
Turnover: 0 mil. EUR  
Total assets: 229.20044831 mil. EUR  
Profit loss before tax: 0 mil. EUR  
Profit loss after tax net income: 17.25100004 mil. EUR

Name: STANDARD LIFE ABERDEEN PLC via its funds  
National id number: SC286832  
Address: Standard Life House  
City: EDINBURGH  
Country: GB  
Phone: +44 31 52 25 2552  
Fax: +44 31 57 79 7990  
Website: [www.standardlife.com](http://www.standardlife.com)  
Type: Insurance company  
Turnover: 2467.29012867 mil. EUR  
Total assets: 223195.09305745 mil. EUR  
Profit loss before tax: 899.03984998 mil. EUR  
Profit loss after tax net income: 824.68317052 mil. EUR  
Shareholders funds: 9693.40710529 mil. EUR

Name: WBC HOLDINGS LP via its funds  
National id number: 32-0268461  
Address: 222 W ADAMS ST  
City: CHICAGO  
Country: US  
Phone: +1 312 236 1600  
Type: Corporate  
Turnover: 0.23716925 mil. EUR  
Number of employees: 1

Name: BPCE SA via its funds  
National id number: 493455042-00025  
Address: 50 Avenue Pierre Mendes France  
City: PARIS  
Country: FR  
Phone: +33 1 58 40 41 42  
Website: [www.groupebpce.fr](http://www.groupebpce.fr)  
Type: Bank

Turnover: 10774.99757462 mil. EUR  
Total assets: 759620.9986457 mil. EUR  
Profit loss before tax: 2125.99999991 mil. EUR  
Profit loss after tax net income: 1514.99999962 mil. EUR  
Shareholders funds: 25217.00000001 mil. EUR  
Number of employees: 85404

Name: GEODE HOLDINGS TRUST via its funds  
Country: US  
Type: Corporate

Name: ORIX CORPORATION via its funds  
National id number: 8010401006942  
Address: World Trade Center Bldg.  
City: TOKYO  
Country: JP  
Phone: +81 3 5419 5102  
Fax: +81 3 5419 5901  
Website: [www.orix.co.jp](http://www.orix.co.jp)  
Type: Bank  
Turnover: 8733.32903816 mil. EUR  
Total assets: 87330.05200964 mil. EUR  
Profit loss before tax: 3328.58265644 mil. EUR  
Profit loss after tax net income: 2457.94055075 mil. EUR  
Shareholders funds: 21448.81765342 mil. EUR

Name: NORTHERN TRUST CORP via its funds  
National id number: 36-2723087  
Address: 50 S LA SALLE ST  
City: CHICAGO  
Country: US  
Phone: +1 312 630 6000  
Website: [www.northerntrust.com](http://www.northerntrust.com)  
Type: Bank  
Turnover: 2572.0714989 mil. EUR  
Number of employees: 17500

Name: PRUDENTIAL FINANCIAL INC. via its funds  
National id number: 22-3703799  
Address: 751 Broad Street  
City: NEWARK  
Country: US  
Phone: +1 973 026 6000  
Fax: +1 973 676 6476  
Website: [www.prudential.com](http://www.prudential.com)  
Type: Bank  
Turnover: 28268.16646803 mil. EUR  
Total assets: 693672.38853913 mil. EUR  
Profit loss before tax: 5449.84767964 mil. EUR

Profit loss after tax net income: 6648.88087476 mil. EUR  
Shareholders funds: 45313.11540732 mil. EUR

Name: CREDIT SUISSE GROUP AG via its funds  
National id number: CH-020.3.906.075-9  
Address: Paradeplatz 8  
City: ZÜRICH  
Country: CH  
Phone: +41 44 3331111  
Fax: +41 44 3332587  
Website: www.credit-suisse.com  
Type: Bank  
Number of employees: 160

Name: TR EUROPEAN GROWTH TRUST PLC  
National id number: 02520734  
Address: 201, Bishopsgate  
City: LONDON  
Country: GB  
Phone: +44 20 7818 1818  
Fax: +44 20 7818 1819  
Website: www.treuropeangrowth.com  
Type: Mutual and pension fund, nominee, trust, trustee  
Total assets: 710.79598408 mil. EUR  
Profit loss before tax: 227.90176997 mil. EUR  
Profit loss after tax net income: 226.93054274 mil. EUR  
Shareholders funds: 647.62774406 mil. EUR

**Structure**

**SUBSIDIARIES**  
Name: ASPETTO LTD  
Country: CY  
Type: Corporate  
Status: UO+  
Share direct: 100.00%

Name: JUMBO EC.R SRL  
National id number: J40/7122/2013  
Address: THEODOR PALLADY Nr. 51 Sect. 3  
City: BUCURESTI SECTORUL  
Country: RO  
Type: Corporate  
Phone: +40 21 7804562  
Status: UO+  
Share direct: 100.00%  
Turnover: 85.88346252 mil. EUR  
Total assets: 149.77909099 mil. EUR  
Profit loss before tax: 26.03408079 mil. EUR  
Profit loss after tax net income: 21.89863781 mil. EUR

Name: JUMBO ECB LTD

Country: BG  
Type: Corporate  
Status: UO+  
Share direct: 100.00%

Name: JUMBO TRADING LIMITED  
National id number: C44824  
Address: Avraam Antoniou 9  
City: NICOSIA  
Country: CY  
Type: Corporate  
Phone: +357 22468100  
Status: UO+  
Share direct: 100.00%  
Turnover: 281.31305004 mil. EUR  
Total assets: 342.70245353 mil. EUR  
Profit loss before tax: 489.84897137 mil. EUR  
Profit loss after tax net income: 509.89700188 mil. EUR  
Shareholders funds: 168.24157823 mil. EUR  
Number of employees: 150

Name: GEOCAM HOLDINGS LIMITED  
National id number: C341526  
Address: Avraam Antoniou 9  
City: NICOSIA  
Country: CY  
Type: Corporate  
Status: UO+

Name: GEOFORM LIMITED  
National id number: C341528  
Address: Avraam Antoniou 9  
City: NICOSIA  
Country: CY  
Type: Corporate  
Website: [geoformcanada.com](http://geoformcanada.com)  
Status: UO+

Name: WESTLOOK PROPERTIES LTD. SRL  
National id number: J40/13489/2016  
Address: DEALU BISERICII Nr. 67-109 Sect. 4  
City: BUCURESTI SECTORUL  
Country: RO  
Type: Corporate  
Status: UO+  
Total assets: 1.97615346 mil. EUR  
Shareholders funds: 1.85583573 mil. EUR  
Name: JUMBO S.A. (RETAIL Store)  
Address: 30-32 Kreontos

#### Branches

**DISCLAIMER** : This Report is **PRIVATE & CONFIDENTIAL** and it is prepared at the request of and for its use by the Subscriber only. The Subscriber shall use the contents of the Report merely as an aid to its business. Mira Inform Private Limited ("MIPL") has collated information/data in the Report, which have not been verified unless otherwise specifically mentioned in the Report. The Subscriber shall independently verify the accuracy and correctness of the information/data before in any way acting upon the same. MIPL shall not be liable for any harm, injury, loss or damage caused to the Subscriber due to default by the Subscriber's debtors/beneficiaries in fulfilling their obligations of any nature whatsoever. This Report or any of its portion shall not be used as a documentary evidence or otherwise before any investigative agencies or forum of law. This Report is confidential and proprietary to MIPL. The Subscriber and/or any other person(s) may not reproduce, publish or disclose any of the contents of the Report to others without the express authorization of MIPL. This Report is prepared and issued to the Subscriber without any risk, responsibility or liability on the part of MIPL or its officials.

City: ATHENS  
Country: GR  
Phone: +30 2105154700

Name: JUMBO S.A. (RETAIL Store)  
Address: 111 Filolaou & 73 Embedokleous  
City: ATHENS  
Country: GR

Name: JUMBO S.A. (RETAIL Store)  
Address: 251 Thivon  
City: AIGALEO  
Country: GR

Name: JUMBO S.A. (RETAIL Store)  
Address: 67a Dimokratias Ave  
City: ILION  
Country: GR

Name: JUMBO S.A. (RETAIL Store)  
Address: 36 G. Averof  
City: NEA IONIA  
Country: GR

Name: JUMBO S.A. (RETAIL Store)  
Address: 239 Dekelias Ave  
City: NEA FILADELFEIA  
Country: GR

Name: JUMBO S.A. (RETAIL Store)  
Address: Aidonon - Kalavryton & Amaliados  
City: KIFISSIA  
Country: GR

Name: JUMBO S.A. (RETAIL Store)  
Address: 12 Marathonos Ave  
City: ANOIXI  
Country: GR

Name: JUMBO S.A. (RETAIL Store)  
Address: 41-45 Kifissias Ave  
City: MAROUSSI  
Country: GR

Name: JUMBO S.A. (RETAIL Store)  
Address: 31 Andrea Papandreou, Mycinon & Menelaou  
City: MAROUSSI  
Country: GR

Name: JUMBO S.A. (RETAIL Store)  
Address: 98 Pentelis Ave  
City: VRILISSIA  
Country: GR  
Phone: +30 21080375007

Name: JUMBO S.A. (RETAIL Store)  
Address: 15-17 Halandriou  
City: AGIA PARASKEVI  
Country: GR

Name: JUMBO S.A. (RETAIL Store)  
Address: 51 Alimou & Stymfalias  
City: ALIMOS  
Country: GR

Name: JUMBO S.A. (RETAIL Store)  
Address: 1 Ethnarchou Makariou & 3 Moraitini  
City: PALAIO FALIRO  
Country: GR

Name: JUMBO S.A. (RETAIL Store)  
Address: 12 Kyprou  
City: TAVROS  
Country: GR  
Phone: +30 2104813328

Name: JUMBO S.A. (RETAIL Store)  
Address: 161 Peiraios  
City: AGIOS IOANNIS RENTIS  
Country: GR

Name: JUMBO S.A. (RETAIL Store)  
Address: 23 34th Syntagmatos Pezikou  
City: PIRAEUS  
Country: GR  
Phone: +30 2104220500

Name: JUMBO S.A. (RETAIL Store)  
Address: 5 Ag. Dionyssiou  
City: PIRAEUS  
Country: GR

Name: JUMBO S.A. (RETAIL Store)  
Address: 67 Lavriou Ave  
City: PAIANIA  
Country: GR

Name: JUMBO S.A. (RETAIL Store)

Address: Gualou, in Shopping center Smart Park  
City: SPATA  
Country: GR

Name: JUMBO S.A. (RETAIL Store)  
Address: Korinthou - Athinon National Road (palaia) (82nd km)  
City: KORINTHOS  
Country: GR

Name: JUMBO S.A. (RETAIL Store)  
Address: Athinon - Lamias National Rd (43rd km), Seirios  
City: AVLONA  
Country: GR

Name: JUMBO S.A. (RETAIL Store)  
Address: 49 N.Kanelopoulou  
City: ELEFSINA  
Country: GR

Name: JUMBO S.A. (RETAIL Store)  
Address: Fulis 100  
City: ASPROPYRGOS  
Country: GR

Name: JUMBO S.A. (RETAIL Store)  
Address: Varis - Koropiou Rd (2nd km)  
City: KOROPI  
Country: GR

Name: JUMBO S.A. (RETAIL Store)  
Address: 1 Kountourioti  
City: LAVRIO  
Country: GR

Name: JUMBO S.A. (RETAIL Store)  
Address: Halkidas - N. Artakis Rd (3rd km)  
City: HALKIDA  
Country: GR

Name: JUMBO S.A. (RETAIL Store)  
Address: 154 Psaron & Analipseos & Evangelistrias  
City: KALAMATA  
Country: GR

Name: JUMBO S.A. (RETAIL Store)  
Address: 17 Akti Dymaion  
City: PATRA  
Country: GR

Name: JUMBO S.A. (RETAIL Store)  
Address: Athinon - Patron National Rd & 74 Amerikis  
City: PATRA  
Country: GR  
Phone: +30 2610436326  
FAX: +30 2610435530

Name: JUMBO S.A. (RETAIL Store)  
Address: Papaflessa & Tertseti  
City: AGRINIO  
Country: GR

Name: JUMBO S.A. (RETAIL Store)  
Address: Giannitsioti & Vassilikon  
City: LAMIA  
Country: GR

Name: JUMBO S.A. (RETAIL Store)  
Address: 27 Zachou, OLD CITY Trade Centre  
City: VOLOS  
Country: GR

Name: JUMBO S.A. (RETAIL Store)  
Address: Larissas - Kozanis Rd (2nd km), Giannouli  
City: LARISSA  
Country: GR  
Phone: +30 24105383301

Name: JUMBO S.A. (RETAIL Store)  
Address: 8 km Athinon- Larisis  
City: LARISSA  
Country: GR

Name: JUMBO S.A. (RETAIL Store)  
Address: Karditsas - Trikalon Rd (13rd km), Agnatero  
City: AGNANTERO  
Country: GR

Name: JUMBO S.A. (RETAIL Store)  
Address: 6 Panepistimiou  
City: IOANNINA  
Country: GR

Name: JUMBO S.A. (RETAIL Store)  
Address: 13 km Ethnikis Avenue Ioanninon - Artas. area  
Episkopikou  
City: IOANNINA  
Country: GR

Name: JUMBO S.A. (RETAIL Store)  
Address: Ethniki Avenue Prebezis - Artas, area Lourou  
City: LOUROS  
Country: GR  
Phone: +30 2682031115

Name: JUMBO S.A. (RETAIL Store)  
Address: 25 Corfu-Achilleio Rd, Katsimidi, Kanalia  
City: KERKYRA  
Country: GR

Name: JUMBO S.A. (RETAIL Store)  
Address: 43 26th Oktovriou  
City: THESSALONIKI  
Country: GR

Name: JUMBO S.A. (RETAIL Store)  
Address: 8 Marinou Antypa  
City: PYLAIA  
Country: GR

Name: JUMBO S.A. (RETAIL Store)  
Address: Thessalonikis - Aerodromiou Ave. (11th km)  
City: THERMI  
Country: GR

Name: JUMBO S.A. (RETAIL Store)  
Address: Thessalonikis - Oraiokastrou Rd (6th km)  
City: ORAIOKASTRO  
Country: GR  
Phone: +30 2310682068

Name: JUMBO S.A. (RETAIL Store)  
Address: 2nd km of provincial highways Giannitson-Axos  
City: GIANNITSA  
Country: GR

Name: JUMBO S.A. (RETAIL Store)  
Address: Promachona-Aggistro Rd. (2nd klm.)  
City: NEO PETRITSI  
Country: GR

Name: JUMBO S.A. (RETAIL Store)  
Address: Filippon  
City: AMYGDALONAS  
Country: GR

Name: JUMBO S.A. (RETAIL Store)  
Address: Alexandroupolis - Synoron Rd (2nd km)

City: ALEXANDROUPOLI  
Country: GR

Name: JUMBO S.A. (RETAIL Store)  
Address: 193 62 Martyron Ave, Giofyro  
City: IRAKLEIO  
Country: GR  
Phone: +30 2810315806

Name: JUMBO S.A. (RETAIL Store)  
Address: Hanion - Kissamou Rd (3km), N. Kydonia  
City: CHANIA  
Country: GR  
Phone: +30 2821033970

Name: JUMBO S.A. (RETAIL Store)  
Address: Rodou - Lindou Rd (5th km)  
City: RODOS  
Country: GR

Name: JUMBO S.A. (WAREHOUSE)  
Address: Athinon - Lamias National Rd (56th km)  
City: OINOFYTA  
Country: GR  
Phone: +30 2262056077

Name: JUMBO S.A. (WAREHOUSE)  
Address: Athinon - Lamias National Rd (48th km)  
City: AVLONA  
Country: GR

## **MANAGEMENT**

### **Management**

Fullname: Mr Evaggelos-Apostolos Vakakis  
Type: Individual  
Gender: Male  
date of birth: 1954  
Age: 64  
Address: Thanopoylou 2 & Xenias, 14500, Kifissia, Greece  
Number of involvements: 3  
Function: Chairman (Board of Directors)  
Level of responsibility: President / Chairman

Fullname: Mr Evaggelos-Apostolos Vakakis  
Type: Individual  
Gender: Male  
date of birth: 1954

Age: 64  
Address: Thanopoylou 2 & Xenias, 14500, Kifissia, Greece  
Number of involvements: 3  
Function: Representative  
Level of responsibility: Representative

Fullname: Mr Ioannis Christos Economou  
Type: Individual  
Gender: Male  
Address: 11a Massalias, 10000, Athens, Greece  
Number of involvements: 1  
Function: Vice-Chairman  
Level of responsibility: Vice President / Vice Chairman

Fullname: Mr Ioannis Christos Economou  
Type: Individual  
Gender: Male  
Number of involvements: 1  
Function: Executive Member.  
Level of responsibility: Executive

Fullname: Mr Ioannis Economou  
Type: Individual  
Gender: Male  
Number of involvements: 1  
Function: Vice Chairman (Board of Directors)  
Level of responsibility: Vice President / Vice Chairman

Fullname: Mr Evangelos Dimitrios Papaevagelou  
Type: Individual  
Gender: Male  
date of birth: 1947/11/16  
Age: 70  
Number of involvements: 2  
Function: Deputy Vice Chairman (Board of Directors)  
Level of responsibility: Vice President / Vice Chairman

Fullname: Mr Evangelos Dimitrios Papaevagelou  
Type: Individual  
Gender: Male  
date of birth: 1947/11/16  
Age: 70  
Number of involvements: 2  
Function: Executive Member  
Level of responsibility: Member; Unspecified executive

Fullname: Ms Konstantina Stavros Demiri  
Type: Individual  
Gender: Female

Number of involvements: 1  
Function: Executive Director (Board of Directors)  
Level of responsibility: Member; Unspecified executive

Fullname: Ms Konstantina Stavros Demiri  
Type: Individual  
Gender: Female  
Address: 33 Davaki  
Number of involvements: 1  
Function: Chief Executive Officer  
Level of responsibility: Highest executive

Fullname: Ms Konstantina Stavros Demiri  
Type: Individual  
Gender: Female  
Address: 33 Davaki  
Number of involvements: 1  
Function: Representative  
Level of responsibility: Representative

Fullname: Ms Konstantina Stavros Demiri  
Type: Individual  
Gender: Female  
Number of involvements: 1  
Function: Accounting Department Manager  
Level of responsibility: Finance & Accounting Manager  
Appointment date: 2003

Fullname: Mr Tzigkos Fotios  
Type: Individual  
Gender: Male  
Number of involvements: 1  
Function: Independent Non-Executive Member (Board of Directors)  
Level of responsibility: Member

Fullname: Mr Georgios Spiridonos Katsaros  
Type: Individual  
Gender: Male  
Number of involvements: 3  
Function: Independent Non-Executive Member (Board of Directors)  
Level of responsibility: Member

Fullname: Paraskevi Georgios Kavoura  
Type: Individual  
Number of involvements: 1  
Function: Non-Executive Member  
Level of responsibility: Member

Fullname: Ms Sofia Apostolos Vakaki

Type: Individual  
Gender: Female  
Number of involvements: 1  
Function: Executive Member  
Level of responsibility: Member; Unspecified executive

Fullname: Ms Sofia Apostolos Vakaki  
Type: Individual  
Gender: Female  
Number of involvements: 1  
Function: Executive member (Board of Directors)  
Level of responsibility: Executive

Fullname: Mr Apostolos-Evgenios George Vakakis  
Type: Individual  
Gender: Male  
Number of involvements: 1  
Function: Executive Member  
Level of responsibility: Member; Unspecified executive

Fullname: Mr Apostolos-Evgenios George Vakakis  
Type: Individual  
Gender: Male  
Number of involvements: 1  
Function: President  
Level of responsibility: Highest executive

Fullname: Mr NIKOLAOS Ioannis Velissariou  
Type: Individual  
Gender: Male  
Number of involvements: 1  
Function: Independent Non-Executive Member (Board of Directors)  
Level of responsibility: Member; Employee

Fullname: Ioanna Terzaki  
Type: Individual  
Number of involvements: 1  
Function: Head of INTERNAL Audit Department  
Level of responsibility: INTERNAL auditor

Fullname: Ioanna Terzaki  
Type: Individual  
Number of involvements: 1  
Function: Purchasing Manager  
Level of responsibility: Purchasing Manager

Fullname: Amalia Karamitsoli  
Type: Individual  
Number of involvements: 1

Function: Head of Investor Relations Department  
Level of responsibility: Investor relations

Fullname: Ms Kalliopi Vernadaki  
Type: Individual  
Gender: Female  
date of birth: 1945  
Age: 73  
Address: Doysmani 3-5, 10000, Athens, Greece  
Number of involvements: 2  
Function: Finance Manager  
Level of responsibility: Finance & Accounting Manager

Fullname: Ms Sofia Tsitsopoulou  
Type: Individual  
Gender: Female  
date of birth: 1965/05/23  
Age: 53  
Number of involvements: 2  
Function: Head of Payroll Department  
Level of responsibility: Human Resource Chief Officer; Human Resource executive

Fullname: Georgia Safik  
Type: Individual  
Number of involvements: 1  
Function: HR Director  
Level of responsibility: Human Resource executive

Fullname: Theodora Daveta  
Type: Individual  
Number of involvements: 1  
Function: Retail Group Funds Director  
Level of responsibility: Sales executive

Fullname: Christina Hatzikyriakou  
Type: Individual  
Number of involvements: 1  
Function: Commercial Director  
Level of responsibility: Sales executive

Fullname: Eleni Tsitsopoulou  
Type: Individual  
Number of involvements: 1  
Function: IT Director  
Level of responsibility: IT & IS executive

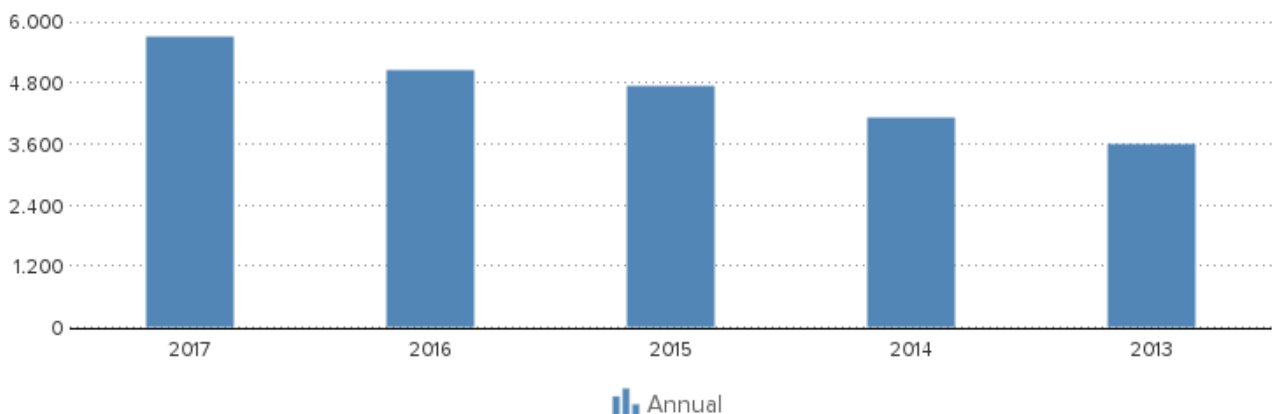
Fullname: Eleni Kritikou  
Type: Individual

Number of involvements: 1  
Function: Head of Replenishment Department  
Level of responsibility: Chief Officer; Executive

Fullname: Mr Marios Konstantinos Petridis  
Type: Individual  
Gender: Male  
date of birth: 1965/04/28  
Age: 53  
Number of involvements: 3  
Function: Head of Store Managers (provincial Greece)  
Level of responsibility: Chief Officer; Executive

## **EMPLOYEES**

Year	2017	2016	2015	2014	2013
Annual	5690	5056	4735	4098	3613



## **FINANCIAL ANALYSIS**

Trend	Fluctuating
Profitability	More than sufficient
Solvability	More than sufficient
Liquidity	Sufficient
Show amount in	Euro

**DISCLAIMER** : This Report is **PRIVATE & CONFIDENTIAL** and it is prepared at the request of and for its use by the Subscriber only. The Subscriber shall use the contents of the Report merely as an aid to its business. Mira Inform Private Limited ("MIPL") has collated information/data in the Report, which have not been verified unless otherwise specifically mentioned in the Report. The Subscriber shall independently verify the accuracy and correctness of the information/data before in any way acting upon the same. MIPL shall not be liable for any harm, injury, loss or damage caused to the Subscriber due to default by the Subscriber's debtors/beneficiaries in fulfilling their obligations of any nature whatsoever. This Report or any of its portion shall not be used as a documentary evidence or otherwise before any investigative agencies or forum of law. This Report is confidential and proprietary to MIPL. The Subscriber and/or any other person(s) may not reproduce, publish or disclose any of the contents of the Report to others without the express authorization of MIPL. This Report is prepared and issued to the Subscriber without any risk, responsibility or liability on the part of MIPL or its officials.

## KEY FIGURES

Year	2017	2016	2015	2014	2013
Quick ratio	3,54	3,75	2,91	2,74	1,01
Current ratio	5,33	5,28	4,51	4,14	1,74
Working capital/ balance total	0,46	0,46	0,40	0,40	0,20
Equity / balance total	0,76	0,76	0,73	0,72	0,71
Equity / Fixed assets	1,76	1,73	1,50	1,54	1,35
Working capital	579.461.000	550.368.000	433.756.000	418.187.000	178.868.000
Equity	961.673.000	915.590.000	797.209.000	744.510.000	639.068.000
Mutation equity	5,03	14,85	7,08	16,50	
Mutation short term liabilities	4,14	4,11	-7,38	-44,91	
Return on total assets (ROA)	13,77	13,65	12,56	12,57	10,71
Return on equity (ROE)	18,04	18,04	17,18	17,46	14,98
Gross profit margin	25,10	25,21	23,57	23,39	22,80
Net profit margin	19,10	18,89	17,87	18,56	14,58
Average collection ratio	5,12	4,99	4,75	4,09	2,10
Average payment ratio	143,75	166,67	192,81	98,39	118,03
Equity turnover ratio	0,71	0,70	0,74	0,73	0,79
Total assets turnover ratio	0,54	0,53	0,54	0,53	0,57
Fixed assets turnover ratio	1,26	1,21	1,10	1,13	1,07
Inventory conversion ratio	2,87	3,26	2,97	2,93	2,88
Turnover	685.954.000	641.842.000	586.542.000	545.382.000	507.284.000
Gross margin	360.015.000	342.215.000	313.699.000	291.345.000	268.968.000
Operating result	172.204.000	161.785.000	138.245.000	127.590.000	115.676.000
Net result after taxes	131.008.000	121.264.000	104.837.000	101.249.000	73.962.000
Cashflow	154.062.000	143.934.000	126.085.000	120.625.000	93.917.000
Gross profit	288.998.000	275.225.000	246.511.000	233.693.000	193.856.000
EBITDA	195.258.000	184.455.000	159.493.000	146.966.000	135.631.000

### Summary

The 2017 financial result structure is a positive working capital of 579.461.000 euro, which is in agreement with 46 % of the total assets of the company.

The working capital has increased with 5.29 % compared to previous year. The ratio with respect to the total assets of the company remains unchanged.

The improvement between 2016 and 2017 has mainly been caused by a change of the current assets.

The current ratio of the company in 2017 was 5.33. If the current ratio exceeds 3.0, the company may not be using its current assets or its short-term financing facilities efficiently .

The quick ratio in 2017 of the company was 3.54. A company with a Quick Ratio of more than 1 can currently pay back its current liabilities.

The 2016 financial result structure is a positive working capital of 550.368.000 euro, which is in agreement with 46 % of the total assets of the company.

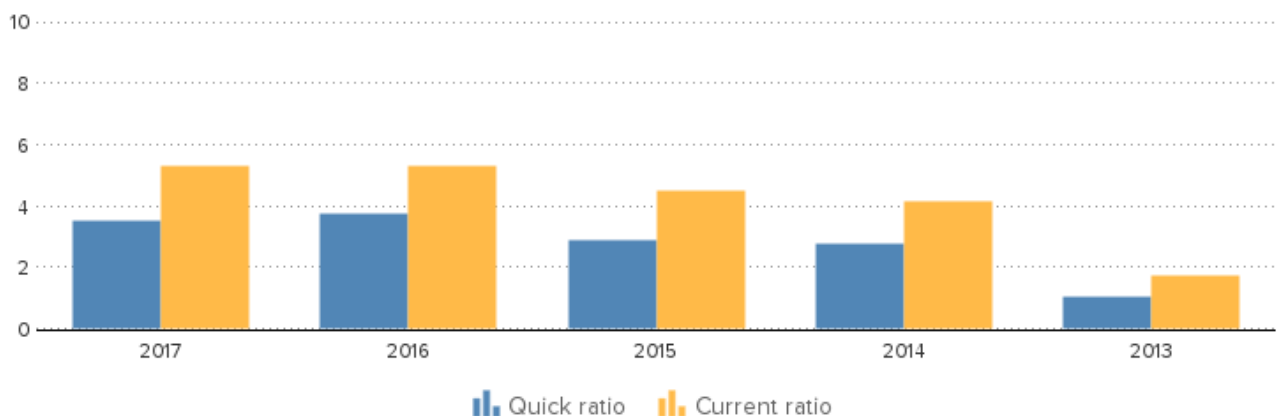
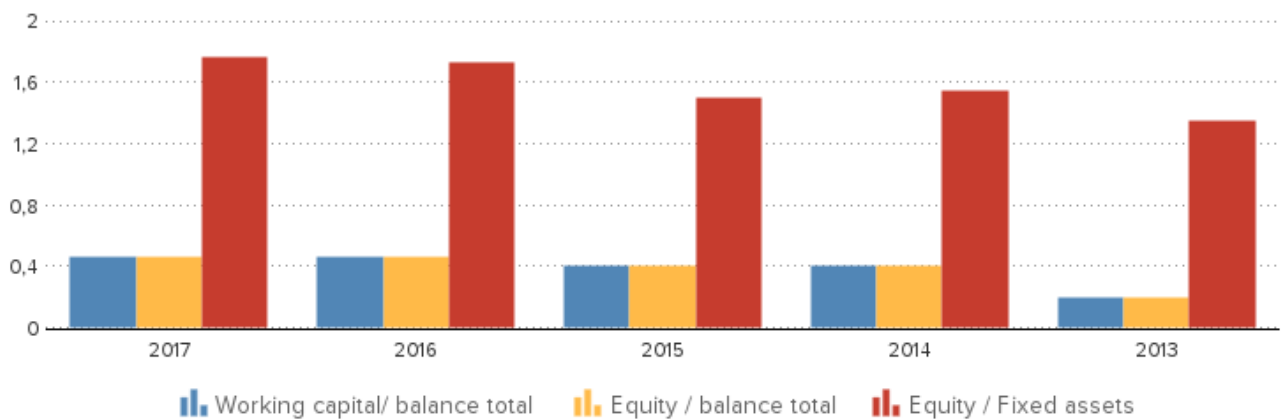
The working capital has increased with 26.88 % compared to previous year. The ratio, with respect to the total assets of the company has

however, increased.

The improvement between 2015 and 2016 has mainly been caused by a change of the current assets.

The current ratio of the company in 2016 was 5.28. If the current ratio exceeds 3.0, the company may not be using its current assets or its short-term financing facilities efficiently .

The quick ratio in 2016 of the company was 3.75. A company with a Quick Ratio of more than 1 can currently pay back its current liabilities.



## **FINANCIAL STATEMENT**

**Auditor**

**Last annual account**

**Remark annual account**

Name: ( GRANT THORNTON SA )

2017

The company is obliged to file its financial statements.

**DISCLAIMER** : This Report is **PRIVATE & CONFIDENTIAL** and it is prepared at the request of and for its use by the Subscriber only. The Subscriber shall use the contents of the Report merely as an aid to its business. Mira Inform Private Limited ("MIPL") has collated information/data in the Report, which have not been verified unless otherwise specifically mentioned in the Report. The Subscriber shall independently verify the accuracy and correctness of the information/data before in any way acting upon the same. MIPL shall not be liable for any harm, injury, loss or damage caused to the Subscriber due to default by the Subscriber's debtors/beneficiaries in fulfilling their obligations of any nature whatsoever. This Report or any of its portion shall not be used as a documentary evidence or otherwise before any investigative agencies or forum of law. This Report is confidential and proprietary to MIPL. The Subscriber and/or any other person(s) may not reproduce, publish or disclose any of the contents of the Report to others without the express authorization of MIPL. This Report is prepared and issued to the Subscriber without any risk, responsibility or liability on the part of MIPL or its officials.

Type of annual account  
Annual account

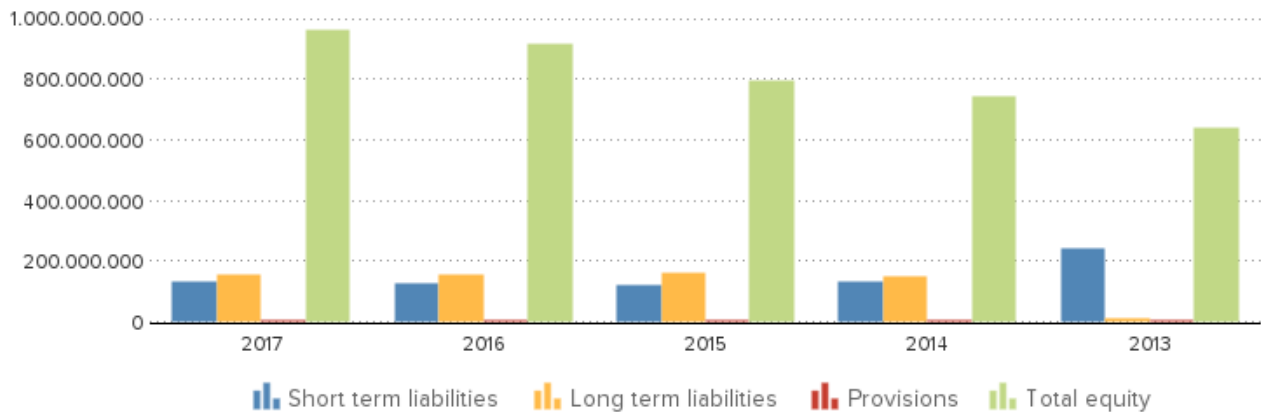
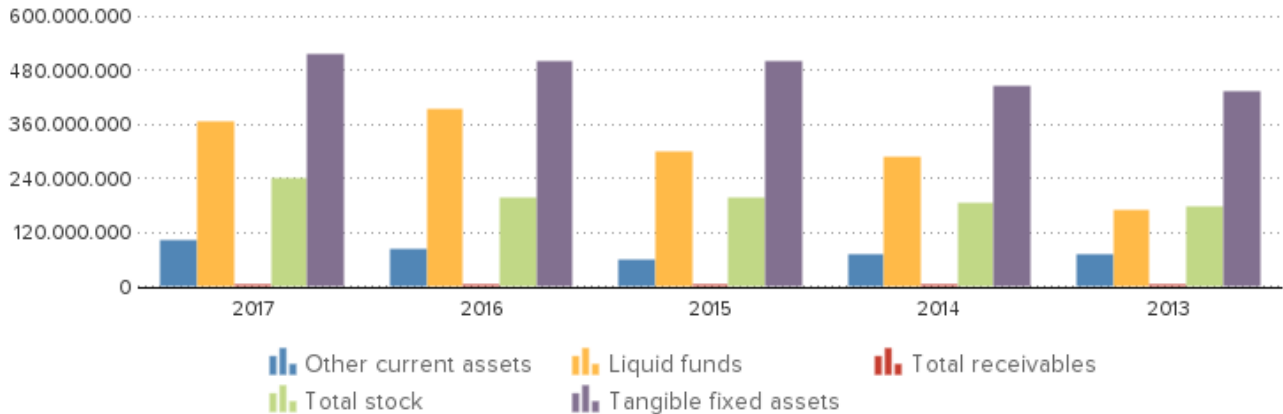
Consolidated  
**Jumbo S.A.**  
9, Kyprou & Idras Street, Moschaton  
183 46 Athens  
Greece

## **BALANCE**

Year	2017	2016	2015	2014	2013
End date	2017-06-30	2016-06-30	2015-06-30	2014-06-30	2013-06-30
Type of annual account	Consol.	Consol.	Consol.	Consol.	Consol.
<b>Tangible fixed assets</b>	<b>514.875.000</b>	<b>498.768.000</b>	<b>497.881.000</b>	<b>445.855.000</b>	<b>430.939.000</b>
Other fixed assets	31.371.000	31.716.000	35.208.000	36.576.000	42.205.000
<b>Fixed assets</b>	<b>546.246.000</b>	<b>530.484.000</b>	<b>533.089.000</b>	<b>482.431.000</b>	<b>473.144.000</b>
<b>Total stock</b>	<b>239.234.000</b>	<b>196.780.000</b>	<b>197.792.000</b>	<b>186.179.000</b>	<b>176.029.000</b>
<b>Total receivables</b>	<b>4.772.000</b>	<b>3.851.000</b>	<b>3.042.000</b>	<b>5.543.000</b>	<b>4.298.000</b>
Liquid funds	366.047.000	394.733.000	298.918.000	287.567.000	170.014.000
Other current assets	103.285.000	83.563.000	57.486.000	72.217.000	70.516.000
<b>Current assets</b>	<b>713.338.000</b>	<b>678.927.000</b>	<b>557.238.000</b>	<b>551.506.000</b>	<b>420.857.000</b>
<b>Total assets</b>	<b>1.259.584.000</b>	<b>1.209.411.000</b>	<b>1.090.327.000</b>	<b>1.033.937.000</b>	<b>894.001.000</b>
<b>Total equity</b>	<b>961.673.000</b>	<b>915.590.000</b>	<b>797.209.000</b>	<b>744.510.000</b>	<b>639.068.000</b>
Provisions	6.910.000	7.449.000	5.775.000	4.701.000	3.961.000
<b>Long term liabilities</b>	<b>157.124.000</b>	<b>157.813.000</b>	<b>163.861.000</b>	<b>151.407.000</b>	<b>8.983.000</b>
Accounts payable	11.223.000	11.003.000	11.477.000	13.128.000	17.695.000
Liabilities towards credit institutes	14.824.000	180.000	2.878.000	20.040.000	147.638.000
Other short term liabilities	107.830.000	117.376.000	109.127.000	100.151.000	76.656.000
<b>Short term liabilities</b>	<b>133.877.000</b>	<b>128.559.000</b>	<b>123.482.000</b>	<b>133.319.000</b>	<b>241.989.000</b>
<b>Total liabilities</b>	<b>1.259.584.000</b>	<b>1.209.411.000</b>	<b>1.090.327.000</b>	<b>1.033.937.000</b>	<b>894.001.000</b>
<b>Summary</b>	The total assets of the company increased with 4.15 % between 2016 and 2017.				

The fixed asset growth of 2.97 % is lower than the total asset growth.  
In 2017 the assets of the company were 43.37 % composed of fixed assets and 56.63 % by current assets. The assets are being financed by an equity of 76.35 %, and total debt of 23.65 %.

The total assets of the company increased with 10.92 % between 2015 and 2016.  
In 2016 the assets of the company were 43.86 % composed of fixed assets and 56.14 % by current assets. The assets are being financed by an equity of 75.71 %, and total debt of 24.29 %.



## **PROFIT AND LOSS**

Year	2017	2016	2015	2014	2013
Revenues	681.429.000	637.557.000	582.548.000	541.847.000	502.184.000
<b>Net turnover</b>	<b>685.954.000</b>	<b>641.842.000</b>	<b>586.542.000</b>	<b>545.382.000</b>	<b>507.284.000</b>
Cost of sales	325.939.000	299.627.000	272.843.000	254.037.000	238.316.000
<b>Gross margin</b>	<b>360.015.000</b>	<b>342.215.000</b>	<b>313.699.000</b>	<b>291.345.000</b>	<b>268.968.000</b>
Wages and salaries	87.105.000	80.964.000	80.934.000	78.074.000	72.249.000
Amorization and depreciation	23.054.000	22.670.000	21.248.000	19.376.000	19.955.000
Operating expenses	187.811.000	180.430.000	175.454.000	163.755.000	153.292.000
<b>Operating result</b>	<b>172.204.000</b>	<b>161.785.000</b>	<b>138.245.000</b>	<b>127.590.000</b>	<b>115.676.000</b>
Financial income	7.178.000	8.349.000	9.047.000	8.957.000	9.557.000
Financial expenses	5.916.000	5.003.000	10.342.000	6.568.000	29.530.000
Financial result	1.262.000	3.346.000	-1.295.000	2.389.000	-19.973.000

**DISCLAIMER** : This Report is **PRIVATE & CONFIDENTIAL** and it is prepared at the request of and for its use by the Subscriber only. The Subscriber shall use the contents of the Report merely as an aid to its business. Mira Inform Private Limited ("MIPL") has collated information/data in the Report, which have not been verified unless otherwise specifically mentioned in the Report. The Subscriber shall independently verify the accuracy and correctness of the information/data before in any way acting upon the same. MIPL shall not be liable for any harm, injury, loss or damage caused to the Subscriber due to default by the Subscriber's debtors/beneficiaries in fulfilling their obligations of any nature whatsoever. This Report or any of its portion shall not be used as a documentary evidence or otherwise before any investigative agencies or forum of law. This Report is confidential and proprietary to MIPL. The Subscriber and/or any other person(s) may not reproduce, publish or disclose any of the contents of the Report to others without the express authorization of MIPL. This Report is prepared and issued to the Subscriber without any risk, responsibility or liability on the part of MIPL or its officials.

<b>Result on ordinary operations before taxes</b>	<b>173.466.000</b>	<b>165.131.000</b>	<b>136.950.000</b>	<b>129.979.000</b>	<b>95.703.000</b>
Taxation on the result of ordinary activities	42.458.000	43.867.000	32.113.000	28.730.000	21.741.000
<b>Result of ordinary activities after taxes</b>	<b>131.008.000</b>	<b>121.264.000</b>	<b>104.837.000</b>	<b>101.249.000</b>	<b>73.962.000</b>
<b>Net result Summary</b>	<b>131.008.000</b>	<b>121.264.000</b>	<b>104.837.000</b>	<b>101.249.000</b>	<b>73.962.000</b>

The turnover of the company grew with 6.87 % between 2016 and 2017. The gross profit of the company grew with 5.2 % between 2016 and 2017.

The operating result of the company grew with 6.44 % between 2016 and 2017. This evolution implies an increase of the company's economic profitability.

The company's Economic Profitability did not change during the analysed period, but remained equal to 13.77 in the year 2017.

Despite the unchanged economic profitability the assets turnover increased by 1.89 % reaching 0.54.

The Net Result of the company increased by 8.04 % between 2016 and 2017.

The company's Financial Profitability has been positively affected by the financial activities in comparison to the EBITs behaviour. The result of these variations is a profitability increase of 0 % of the analysed period, being 18.04 in the year 2017.

The company's financial profitability has not been affected by its financial structure.

The turnover of the company grew with 9.43 % between 2015 and 2016. The gross profit of the company grew with 9.09 % between 2015 and 2016.

The operating result of the company grew with 17.03 % between 2015 and 2016. This evolution implies an increase of the company's economic profitability.

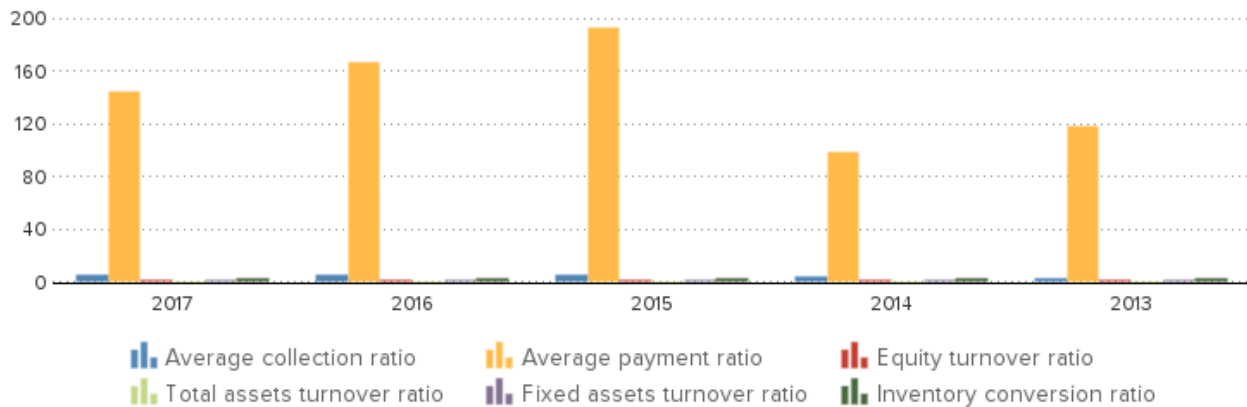
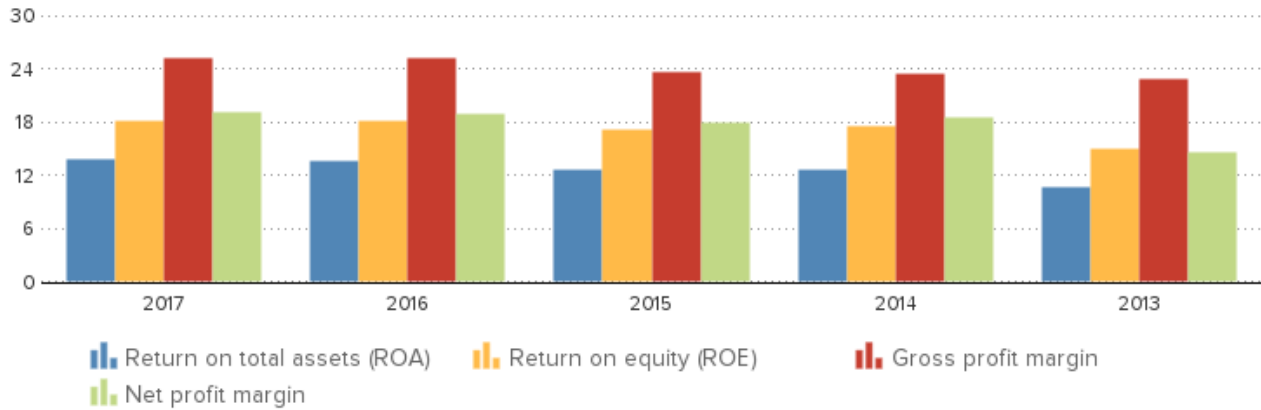
The result of these changes is an increase of the company's Economic Profitability of 8.68 % of the analysed period, being equal to 13.65 in the year 2016.

Despite the growth the assets turnover decreased, whose index evolved with -1.85 % to a level of 0.53.

The Net Result of the company increased by 15.67 % between 2015 and 2016.

The company's Financial Profitability has been negatively affected by the financial activities in comparison to the EBITs behaviour. The result of these variations is a profitability reduction of 5.01 % of the analysed period, being 18.04 in the year 2016.

The company's financial structure has slowed down its financial profitability.



## **COUNTRY INFORMATION**

Population	10.8 million
GDP per capita	18.049 USD
Country risk	Average
Company risk	Below average

## **PUBLICATIONS**

Remarks	Status: Active Category: Very large company Stock exchange: Athens Stock Exchange
---------	---

**DISCLAIMER** : This Report is **PRIVATE & CONFIDENTIAL** and it is prepared at the request of and for its use by the Subscriber only. The Subscriber shall use the contents of the Report merely as an aid to its business. Mira Inform Private Limited ("MIPL") has collated information/data in the Report, which have not been verified unless otherwise specifically mentioned in the Report. The Subscriber shall independently verify the accuracy and correctness of the information/data before in any way acting upon the same. MIPL shall not be liable for any harm, injury, loss or damage caused to the Subscriber due to default by the Subscriber's debtors/beneficiaries in fulfilling their obligations of any nature whatsoever. This Report or any of its portion shall not be used as a documentary evidence or otherwise before any investigative agencies or forum of law. This Report is confidential and proprietary to MIPL. The Subscriber and/or any other person(s) may not reproduce, publish or disclose any of the contents of the Report to others without the express authorization of MIPL. This Report is prepared and issued to the Subscriber without any risk, responsibility or liability on the part of MIPL or its officials.

## History

Last year: 2017  
Turnover last year: 685.954.000 EUR  
Result last year: 131.008.000 EUR  
TOTAL assets last year: 1.259.584.000 EUR  
Number of employees: 5690  
Number of shareholders: 44  
Number of subsidiaries: 8  
Number of branches: 53

The Company's main activity is the retail sale of toys, baby items, seasonal items, decoration items, books and stationery. It has become one of the largest companies in retail trade with over 60 stores in Greece, Cyprus and Bulgaria.

During 2012/2013, the Group opened four new stores and also launched an online Store (e-jumbo). In Greece, a new rented Store in Nea Philadelphia (Athens) began to operate in July, 2012 with 10ths sqm, while in August, it began the new rented Store in Palaio Faliro (Athens) with 7,5ths sqm. In November, 2012, it opened a new rented Store at Thermis (Thessaloniki) with 9ths. sqm and in December, 2012, Sofia (Bulgaria) with 12ths sqm.

The Company's distinctive title is (JUMBO) and it has been guaranteed in its articles of incorporation as well as by the department for trademarks of the Ministry of Development as a brand name for JUMBO products and services under number 127218 with protection period after extension until June 5, 2015.

The Company was incorporated in 1986 (Government GAZETTE 3234/26.11.1986) and its duration was set at thirty years. According to the decision of the Extraordinary General Meeting of the shareholders dated May 3, 2006, which was approved by the decision of the Ministry of Development numbered K2-6817/9.5.2006, the duration of the company was extended to seventy years from the date of its registration in register of Societes Anonyme.

Originally the company's registered office was at the Municipality of Glyfada, at 11 Angelou Metaxa street. According the same decision (mentioned above) of the Extraordinary General Meeting of shareholders which was approved by the decision of the Ministry of Development numbered K2-6817/9.5.2006, the registered office of the company was transferred to the Municipality of Moschato in Attica and specifically at 9 Kyprou street and Ydras, area code 183 46. The Company was registered in the register of Societes Anonyme of the Ministry of Development, Department of Societes Anonyme and Credit, under No 7650/06/ /86/04. Its activities are governed by the law 2190/1920.

Since 19 July, 1997, the Company has been LISTED on the Stock

Exchange and since June 2010, it participates in FTSE/Athex 20 index.

**FOREIGN EXCHANGE RATES**

Currency	Unit	Indian Rupees
US Dollar	1	INR 73.58
UK Pound	1	INR 95.88
Euro	1	INR 84.70
Euro	1	INR 85.43

**Note :** Above are approximate rates obtained from sources believed to be correct

**INFORMATION DETAILS**

<b>Analysis Done by :</b>	VIV
<b>Report Prepared by :</b>	TPT

**DISCLAIMER :** This Report is **PRIVATE & CONFIDENTIAL** and it is prepared at the request of and for its use by the Subscriber only. The Subscriber shall use the contents of the Report merely as an aid to its business. Mira Inform Private Limited ("MIPL") has collated information/data in the Report, which have not been verified unless otherwise specifically mentioned in the Report. The Subscriber shall independently verify the accuracy and correctness of the information/data before in any way acting upon the same. MIPL shall not be liable for any harm, injury, loss or damage caused to the Subscriber due to default by the Subscriber's debtors/beneficiaries in fulfilling their obligations of any nature whatsoever. This Report or any of its portion shall not be used as a documentary evidence or otherwise before any investigative agencies or forum of law. This Report is confidential and proprietary to MIPL. The Subscriber and/or any other person(s) may not reproduce, publish or disclose any of the contents of the Report to others without the express authorization of MIPL. This Report is prepared and issued to the Subscriber without any risk, responsibility or liability on the part of MIPL or its officials.

**RATING EXPLANATIONS**

Credit Rating	Explanation	Rating Comments
A++	Minimum Risk	Business dealings permissible with minimum risk of default
A+	Low Risk	Business dealings permissible with low risk of default
A	Acceptable Risk	Business dealings permissible with moderate risk of default
B	Medium Risk	Business dealings permissible on a regular monitoring basis
C	Medium High Risk	Business dealings permissible preferably on secured basis
D	High Risk	Business dealing not recommended or on secured terms only
NB	New Business	No recommendation can be done due to business in infancy stage
NT	No Trace	No recommendation can be done as the business is not traceable

NB is stated where there is insufficient information to facilitate rating. However, it is not to be considered as unfavourable.

This score serves as a reference to assess SC's credit risk and to set the amount of credit to be extended. It is calculated from a composite of weighted scores obtained from each of the major sections of this report. The assessed factors are as follows:

- Financial condition covering various ratios
- Company background and operations size
- Promoters / Management background
- Payment record
- Litigation against the subject
- Industry scenario / competitor analysis
- Supplier / Customer / Banker review (wherever available)