

## MIRA INFORM REPORT

<b>Report No. :</b>	533825
<b>Report Date :</b>	06.10.2018

### IDENTIFICATION DETAILS

<b>Name :</b>	MULTI TRADE LINKS (UK) LTD
<b>Registered Office :</b>	5-9 Headstone Road Harrow Middlesex HA1 1PD
<b>Country :</b>	United Kingdom
<b>Financials (as on) :</b>	31.03.2018
<b>Date of Incorporation :</b>	04.04.2008
<b>Com. Reg. No.:</b>	06555378
<b>Legal Form :</b>	Private limited with Share Capital
<b>Line of Business :</b>	<ul style="list-style-type: none"> <li>• Wholesale of waste and scrap</li> <li>• General metal merchants, including export of scrap metal.</li> </ul>
<b>No. of Employees :</b>	4 (2018)

### RATING & COMMENTS

(Mira Inform has adopted New Rating mechanism w.e.f. 23<sup>rd</sup> January 2017)

<b>MIRA's Rating :</b>	B
------------------------	---

Credit Rating	Explanation	Rating Comments
B	Medium Risk	Business dealings permissible on a regular monitoring basis

<b>Status :</b>	Moderate
<b>Payment Behaviour :</b>	Slow but Correct
<b>Litigation :</b>	Clear

**DISCLAIMER :** This Report is **PRIVATE & CONFIDENTIAL** and it is prepared at the request of and for its use by the Subscriber only. The Subscriber shall use the contents of the Report merely as an aid to its business. Mira Inform Private Limited ("MIPL") has collated information/data in the Report, which have not been verified unless otherwise specifically mentioned in the Report. The Subscriber shall independently verify the accuracy and correctness of the information/data before in any way acting upon the same. MIPL shall not be liable for any harm, injury, loss or damage caused to the Subscriber due to default by the Subscriber's debtors/beneficiaries in fulfilling their obligations of any nature whatsoever. This Report or any of its portion shall not be used as a documentary evidence or otherwise before any investigative agencies or forum of law. This Report is confidential and proprietary to MIPL. The Subscriber and/or any other person(s) may not reproduce, publish or disclose any of the contents of the Report to others without the express authorization of MIPL. This Report is prepared and issued to the Subscriber without any risk, responsibility or liability on the part of MIPL or its officials.

**NOTES :**

Any query related to this report can be made on e-mail : [infodept@mirainform.com](mailto:infodept@mirainform.com) while quoting report number, name and date.

**ECGC Country Risk Classification List**

Country Name	Previous Rating (31.12.2017)	Current Rating (01.04.2018)
United Kingdom	A1	A1

Risk Category	ECGC Classification
Insignificant	A1
Low Risk	A2
Moderately Low Risk	B1
Moderate Risk	B2
Moderately High Risk	C1
High Risk	C2
Very High Risk	D

**UNITED KINGDOM - ECONOMIC OVERVIEW**

The UK, a leading trading power and financial center, is the third largest economy in Europe after Germany and France. Agriculture is intensive, highly mechanized, and efficient by European standards, producing about 60% of food needs with less than 2% of the labor force. The UK has large coal, natural gas, and oil resources, but its oil and natural gas reserves are declining; the UK has been a net importer of energy since 2005. Services, particularly banking, insurance, and business services, are key drivers of British GDP growth. Manufacturing, meanwhile, has declined in importance but still accounts for about 10% of economic output.

In 2008, the global financial crisis hit the economy particularly hard, due to the importance of its financial sector. Falling home prices, high consumer debt, and the global economic slowdown compounded the UK's economic problems, pushing the economy into recession in the latter half of 2008 and prompting the then BROWN (Labour) government to implement a number of measures to stimulate the economy and stabilize the financial markets. Facing burgeoning public deficits and debt levels, in 2010 the then CAMERON-led coalition government (between Conservatives and Liberal Democrats) initiated an austerity program, which has continued under the Conservative government. However, the deficit still remains one of the highest in the G7, standing at 3.6% of GDP as of 2017, and the UK has pledged to lower its corporation tax from 20% to 17% by 2020. The UK had a debt burden of 90.4% GDP at the end of 2017.

The UK economy has begun to slow since the referendum vote to leave the EU in June 2016. A sustained depreciation of the British pound has increased consumer and producer prices, weighing on consumer spending without spurring a meaningful increase in exports. The UK has an extensive trade relationship with other EU members through its single market membership, and economic observers have warned the exit will jeopardize its position as the central location for European financial services. Prime Minister MAY is seeking a new "deep and special" trade relationship with the EU following the UK's exit. However, economists doubt that the UK will be able to preserve the benefits of EU membership without the obligations. The UK is expected to officially leave the EU by the end of March 2019.

Source : CIA

## **COMPANY NAME AND ADDRESS**

**MULTI TRADE LINKS (UK) LTD**

5-9 HEADSTONE ROAD HARROW MIDDLESEX HA1 1PD

## **COMPANY NO.**

06555378

## **COMPANY STATUS**

Active - Accounts Filed

## **COMPANY SUMMARY**

Registered Address	C/O 1ST FLOOR CERVANES HOUSE 5-9 HEADSTONE ROAD HARROW MIDDLESEX HA1 1PD
Trading Address	5-9 Headstone Road Harrow Middlesex HA1 1PD
Website Address	<a href="http://www.mtlinks.co.uk">http://www.mtlinks.co.uk</a>
Telephone Number	02088634477
Fax Number	
TPS	Yes
FPS	Yes
Incorporation Date	04/04/2008
Previous Name	
Type	Private limited with Share Capital
FTSE Index	-
Date of Change	-
Filing Date of Accounts	31/08/2018
Currency	GBP
Share Capital	£325,000

**DISCLAIMER** : This Report is **PRIVATE & CONFIDENTIAL** and it is prepared at the request of and for its use by the Subscriber only. The Subscriber shall use the contents of the Report merely as an aid to its business. Mira Inform Private Limited ("MIPL") has collated information/data in the Report, which have not been verified unless otherwise specifically mentioned in the Report. The Subscriber shall independently verify the accuracy and correctness of the information/data before in any way acting upon the same. MIPL shall not be liable for any harm, injury, loss or damage caused to the Subscriber due to default by the Subscriber's debtors/beneficiaries in fulfilling their obligations of any nature whatsoever. This Report or any of its portion shall not be used as a documentary evidence or otherwise before any investigative agencies or forum of law. This Report is confidential and proprietary to MIPL. The Subscriber and/or any other person(s) may not reproduce, publish or disclose any of the contents of the Report to others without the express authorization of MIPL. This Report is prepared and issued to the Subscriber without any risk, responsibility or liability on the part of MIPL or its officials.

**MULTI TRADE LINKS (UK) LTD - 533825**

**PAGE NO. : 5**

SIC07 46770  
Charity Number -  
SIC07 Description WHOLESALE OF WASTE AND SCRAP  
Principal Activity General metal merchants, including export of scrap metal. Accounts data converted from US Dollar.

## **ADDITIONAL INFORMATION**

CCJ's 0 (£0)  
No CCJ Information To Display  
Ultimate Holding Company MTC BUSINESS PRIVATE LTD  
Accountant -  
Mortgages 2  
Group 3 companies  
Linkages 0 companies  
Countries In 0 countries

## **KEY FINANCIALS**

Year to Date	Turnover	Pre Tax Profit	Shareholder's Funds	Employees
31/03/2018	£53,463,906	£353,922	£2,182,741	4
31/03/2017	£43,439,779	£311,003	£2,051,681	4
31/03/2016	£38,908,521	£486,442	£1,755,486	5

## **MORTGAGE SUMMARY**

Total Mortgage 2  
Outstanding 1  
Satisfied 1

## **TRADE DEBTORS / BAD DEBT SUMMARY**

Total Number of Documented Trade 0  
Total Value of Documented Trade £0

## COMMENTARY

This company's ratio of total liabilities to total assets indicates the presence of moderate equity funding.
This company's return on total assets employed ratio indicates a relatively efficient use of assets.
This company's bank loans and overdrafts (less cash) account for a high percentage of short term liabilities.
This company trades in an industry with a lower level of corporate failures.

## CCJ

Total Number of Exact CCJs -	0	Total Value of Exact CCJs -	
Total Number of Possible CCJs -	0	Total Value of Possible CCJs -	
Total Number of Satisfied CCJs -	0	Total Value of Satisfied CCJs -	
Total Number of Writs -	-		

Total Current Directors	2	Total Current Secretaries	0
Total Previous Directors / Company Secretaries	4	Total Person's With Significant Control	2

## CURRENT DIRECTORS

<b>Title</b>	Mr	<b>Function</b>	Director
<b>Name</b>	Yogesh Shah	<b>Nationality</b>	British
<b>Date of Birth</b>	06/1960	<b>Present Appointments</b>	1
<b>Latest Address</b>	48 Woodway Crescent, Harrow, Middlesex	<b>Appointment Date</b>	04/04/2008
<b>Post Code</b>	HA1 2NQ		
<b>Title</b>	Mr	<b>Function</b>	Director
<b>Name</b>	Shriniwas Bajaj	<b>Nationality</b>	British
<b>Date of Birth</b>	11/1973	<b>Present Appointments</b>	2
<b>Latest Address</b>	5-9 Headstone Road, Harrow, Middlesex	<b>Appointment Date</b>	17/04/2008
<b>Post Code</b>	HA1 1PD		

Current Company Secretary











## TOP SHAREHOLDERS

Name	Currency	Share Count	Share Type	Nominal Value	% of Total Share Count
------	----------	-------------	------------	---------------	------------------------

**DISCLAIMER** : This Report is **PRIVATE & CONFIDENTIAL** and it is prepared at the request of and for its use by the Subscriber only. The Subscriber shall use the contents of the Report merely as an aid to its business. Mira Inform Private Limited ("MIPL") has collated information/data in the Report, which have not been verified unless otherwise specifically mentioned in the Report. The Subscriber shall independently verify the accuracy and correctness of the information/data before in any way acting upon the same. MIPL shall not be liable for any harm, injury, loss or damage caused to the Subscriber due to default by the Subscriber's debtors/beneficiaries in fulfilling their obligations of any nature whatsoever. This Report or any of its portion shall not be used as a documentary evidence or otherwise before any investigative agencies or forum of law. This Report is confidential and proprietary to MIPL. The Subscriber and/or any other person(s) may not reproduce, publish or disclose any of the contents of the Report to others without the express authorization of MIPL. This Report is prepared and issued to the Subscriber without any risk, responsibility or liability on the part of MIPL or its officials.

MTC BUSINESS PRIVATE LTD	GBP	325,000	ORDINARY	1	100
--------------------------	-----	---------	----------	---	-----



## **PROFIT & LOSS**

	Date Of Accounts	31/03/18	(%)	31/03/17	(%)	31/03/16	(%)	31/03/15	(%)	31/03/14
	Weeks	52	(%)	52	(%)	52	(%)	52	(%)	52
	Currency	GBP	(%)	GBP	(%)	GBP	(%)	GBP	(%)	GBP
	Consolidated A/cs	N	(%)	N	(%)	N	(%)	N	(%)	N
	<b>Turnover</b>	<b>£53,463,906</b>	<b>23.1 %</b>	<b>£43,439,779</b>	<b>11.6 %</b>	<b>£38,908,521</b>	<b>- 30.7 %</b>	<b>£56,125,952</b>	<b>71.9 %</b>	<b>£32,651,683</b>
	Export	£52,854,370	21.7 %	£43,439,779	11.6 %	£38,908,521	- 30.7 %	£56,125,952	71.9 %	£32,651,683
	Cost of Sales	£52,509,683	23.1 %	£42,669,293	12.6 %	£37,894,241	-31%	£54,953,629	71.7 %	£32,007,805
	Gross Profit	£954,223	23.8 %	£770,486	-24%	£1,014,281	- 13.5 %	£1,172,322	82.1 %	£643,878
	Wages & Salaries	£222,697	5.8%	£210,421	- 7.2%	£226,784	- 15.3 %	£267,703	17.5 %	£227,908
	Directors Emoluments	£85,447	1.9%	£83,889	- 9.3%	£92,525	- 16.9 %	£111,397	33.7 %	£83,326
	<b>Operating Profit</b>	<b>£358,615</b>	<b>11.4 %</b>	<b>£321,953</b>	<b>- 35.7 %</b>	<b>£500,980</b>	<b>- 18.8 %</b>	<b>£617,092</b>	<b>257.2 %</b>	<b>£172,782</b>
	Depreciation	-	-	-	- 100 %	£1,917	- 27.2 %	£2,633	85.2 %	£1,422
	Audit Fees	£9,128	24.6 %	£7,325	-33%	£10,934	16.1 %	£9,422	10.3 %	£8,538
	Interest Payments	£4,924	-55%	£10,950	- 29.3 %	£15,493	- 70.9 %	£53,235	167.6 %	£19,891
	<b>Pre Tax Profit</b>	<b>£353,922</b>	<b>13.8 %</b>	<b>£311,003</b>	<b>- 36.1 %</b>	<b>£486,442</b>	<b>- 9.9%</b>	<b>£540,189</b>	<b>187.6 %</b>	<b>£187,823</b>
	Taxation	-£83,298	- 25.4 %	-£66,403	26.8 %	-£90,689	22.6 %	-£117,217	- 170.2 %	-£43,381
	Profit After Tax	£270,624	10.6 %	£244,599	- 38.2 %	£395,753	- 6.4%	£422,972	192.8 %	£144,443













**DISCLAIMER** : This Report is **PRIVATE & CONFIDENTIAL** and it is prepared at the request of and for its use by the Subscriber only. The Subscriber shall use the contents of the Report merely as an aid to its business. Mira Inform Private Limited ("MIPL") has collated information/data in the Report, which have not been verified unless otherwise specifically mentioned in the Report. The Subscriber shall independently verify the accuracy and correctness of the information/data before in any way acting upon the same. MIPL shall not be liable for any harm, injury, loss or damage caused to the Subscriber due to default by the Subscriber's debtors/beneficiaries in fulfilling their obligations of any nature whatsoever. This Report or any of its portion shall not be used as a documentary evidence or otherwise before any investigative agencies or forum of law. This Report is confidential and proprietary to MIPL. The Subscriber and/or any other person(s) may not reproduce, publish or disclose any of the contents of the Report to others without the express authorization of MIPL. This Report is prepared and issued to the Subscriber without any risk, responsibility or liability on the part of MIPL or its officials.

**MULTI TRADE LINKS (UK) LTD - 533825**

**PAGE NO. : 8**

					%					
	Dividends Payable	£139,563	999.9 %	£7,804	- 88.7 %	£69,099	-	-	-	-
	Retained Profit	£131,060	- 44.7 %	£236,796	- 27.5 %	£326,654	- 22.8 %	£422,972	192.8 %	£144,443






**BALANCE SHEET**

	Date Of Accounts	31/03/18	(%)	31/03/17	(%)	31/03/16	(%)	31/03/15	(%)	31/03/14
	Tangible Assets	£1,150	-	£1,150	-60%	£2,872	- 12.8 %	£3,294	- 34.6%	£5,038
	Intangible Assets	0	-	0	-	0	-	0	-	0
	<b>Total Fixed Assets</b>	<b>£1,150</b>	<b>-</b>	<b>£1,150</b>	<b>-60%</b>	<b>£2,872</b>	<b>- 12.8 %</b>	<b>£3,294</b>	<b>- 34.6%</b>	<b>£5,038</b>
	Stock	£5,894,315	83.4 %	£3,213,695	114.7 %	£1,497,133	46.4 %	£1,022,727	-31%	£1,483,085
	Trade Debtors	£4,796,603	79.9 %	£2,665,741	- 32.6%	£3,953,431	- 5.4%	£4,179,573	128.8 %	£1,826,830
	Cash	£572,602	- 77.7 %	£2,570,827	564.6 %	£386,831	- 79.6 %	£1,900,738	9.8%	£1,731,282
	Other Debtors	£1,903,207	40.1 %	£1,358,921	51.8%	£895,347	- 19.4 %	£1,110,328	- 15.5%	£1,313,610
	Miscellaneous Current Assets	0	-	0	-	0	-	0	-	0
	<b>Total Current Assets</b>	<b>£13,166,727</b>	<b>34.2 %</b>	<b>£9,809,184</b>	<b>45.7%</b>	<b>£6,732,742</b>	<b>-18%</b>	<b>£8,213,366</b>	<b>29.2%</b>	<b>£6,354,807</b>
	Trade Creditors	£3,793,085	76.2 %	£2,152,962	51.1%	£1,425,324	- 41.2 %	£2,424,973	10.8%	£2,188,984
	Bank Loans & Overdrafts	£6,299,353	22.7 %	£5,133,464	69.7%	£3,025,040	- 20.8 %	£3,818,049	32.2%	£2,887,479
	Other Short Term Finance	£1,150	- 73.2 %	£4,282	- 97.3%	£161,317	-	0	-	0






**DISCLAIMER** : This Report is **PRIVATE & CONFIDENTIAL** and it is prepared at the request of and for its use by the Subscriber only. The Subscriber shall use the contents of the Report merely as an aid to its business. Mira Inform Private Limited ("MIPL") has collated information/data in the Report, which have not been verified unless otherwise specifically mentioned in the Report. The Subscriber shall independently verify the accuracy and correctness of the information/data before in any way acting upon the same. MIPL shall not be liable for any harm, injury, loss or damage caused to the Subscriber due to default by the Subscriber's debtors/beneficiaries in fulfilling their obligations of any nature whatsoever. This Report or any of its portion shall not be used as a documentary evidence or otherwise before any investigative agencies or forum of law. This Report is confidential and proprietary to MIPL. The Subscriber and/or any other person(s) may not reproduce, publish or disclose any of the contents of the Report to others without the express authorization of MIPL. This Report is prepared and issued to the Subscriber without any risk, responsibility or liability on the part of MIPL or its officials.

**MULTI TRADE LINKS (UK) LTD - 533825**



**PAGE NO. : 9**

	Miscellaneous Current Liabilities	£891,548	90.5 %	£467,944	27%	£368,447	- 29.9 %	£525,742	21.6%	£432,193
	<b>Total Current Liabilities</b>	<b>£10,985,135</b>	<b>41.6 %</b>	<b>£7,758,653</b>	<b>55.8%</b>	<b>£4,980,127</b>	<b>- 26.4 %</b>	<b>£6,768,765</b>	<b>22.9%</b>	<b>£5,508,656</b>
	Bank Loans & Overdrafts and LTL	£6,299,353	22.7 %	£5,133,464	69.7%	£3,025,040	- 20.8 %	£3,818,049	32.2%	£2,887,479
	Other Long Term Finance	0	-	0	-	0	-	0	-	0
	<b>Total Long Term Liabilities</b>	<b>0</b>	<b>-</b>	<b>0</b>	<b>-</b>	<b>0</b>	<b>-</b>	<b>0</b>	<b>-</b>	<b>0</b>

**CAPITAL & RESERVES**

	Date Of Accounts	31/03/18	(%)	31/03/17	(%)	31/03/16	(%)	31/03/15	(%)	31/03/14
	Called Up Share Capital	£386,941	-	£386,941	3.4%	£374,277	- 1.3%	£379,270	17.6%	£322,426
	P & L Account Reserve	£1,795,801	7.9 %	£1,664,740	20.5 %	£1,381,209	29.3 %	£1,068,625	102.1 %	£528,763
	Revaluation Reserve	-	-	-	-	-	-	-	-	-
	Sundry Reserves	-	-	-	-	-	-	-	-	-
	<b>Shareholder Funds</b>	<b>£2,182,741</b>	<b>6.4 %</b>	<b>£2,051,681</b>	<b>16.9 %</b>	<b>£1,755,486</b>	<b>21.2 %</b>	<b>£1,447,896</b>	<b>70.1%</b>	<b>£851,189</b>




**OTHER FINANCIAL ITEMS**

	Date Of Accounts	31/03/18	(%)	31/03/17	(%)	31/03/16	(%)	31/03/15	(%)	31/03/14
	Net Worth	£2,182,741	6.4%	£2,051,681	16.9 %	£1,755,486	21.2 %	£1,447,896	70.1 %	£851,189
	Working Capital	£2,181,592	6.4%	£2,050,531	17%	£1,752,615	21.3 %	£1,444,602	70.7 %	£846,151





**DISCLAIMER** : This Report is **PRIVATE & CONFIDENTIAL** and it is prepared at the request of and for its use by the Subscriber only. The Subscriber shall use the contents of the Report merely as an aid to its business. Mira Inform Private Limited ("MIPL") has collated information/data in the Report, which have not been verified unless otherwise specifically mentioned in the Report. The Subscriber shall independently verify the accuracy and correctness of the information/data before in any way acting upon the same. MIPL shall not be liable for any harm, injury, loss or damage caused to the Subscriber due to default by the Subscriber's debtors/beneficiaries in fulfilling their obligations of any nature whatsoever. This Report or any of its portion shall not be used as a documentary evidence or otherwise before any investigative agencies or forum of law. This Report is confidential and proprietary to MIPL. The Subscriber and/or any other person(s) may not reproduce, publish or disclose any of the contents of the Report to others without the express authorization of MIPL. This Report is prepared and issued to the Subscriber without any risk, responsibility or liability on the part of MIPL or its officials.

**MULTI TRADE LINKS (UK) LTD - 533825**



**PAGE NO. : 10**

	Total Assets	£13,167,877	34.2%	£9,810,334	45.6%	£6,735,614	-18%	£8,216,660	29.2%	£6,359,846
	Total Liabilities	£10,985,135	41.6%	£7,758,653	55.8%	£4,980,127	-26.4%	£6,768,765	22.9%	£5,508,656
	Net Assets	£2,182,741	6.4%	£2,051,681	16.9%	£1,755,486	21.2%	£1,447,896	70.1%	£851,189

**CASH FLOW**

	Date Of Accounts	31/03/18	(%)	31/03/17	(%)	31/03/16	(%)	31/03/15	(%)	31/03/14
	Net Cashflow from Operations	-£2,920,134	-999.9%	£212,978	143.8%	-£486,453	-7.9%	-£450,838	-654.1%	£81,364
	Net Cashflow before Financing	-£3,164,113	-999.9%	£164,836	122.1%	-£746,139	-33.9%	-£557,274	-887.8%	£70,736
	Net Cashflow from Financing	£2,538,966	269.4%	£687,375	182.8%	-£829,891	-391.1%	£168,971	-112.5%	£1,349,609
	Increase in Cash	-£625,147	-173.4%	£852,212	154.1%	-£1,576,031	-117%	-£726,246	-151.1%	£1,420,346















**MISCELLANEOUS**

	Date Of Accounts	31/03/18	(%)	31/03/17	(%)	31/03/16	(%)	31/03/15	(%)	31/03/14
	Contingent Liability	NO	-	NO	-	NO	-	NO	-	NO
	Capital Employed	£2,182,741	6.4%	£2,051,681	16.9%	£1,755,486	21.2%	£1,447,896	70.1%	£851,189
	Number of Employees	4	-	4	-20%	5	-16.7%	6	-	6
	Accountants									
	Auditors	KRESTON REEVES LLP								
	Auditor	The audit report contains no adverse comments								

**DISCLAIMER** : This Report is **PRIVATE & CONFIDENTIAL** and it is prepared at the request of and for its use by the Subscriber only. The Subscriber shall use the contents of the Report merely as an aid to its business. Mira Inform Private Limited ("MIPL") has collated information/data in the Report, which have not been verified unless otherwise specifically mentioned in the Report. The Subscriber shall independently verify the accuracy and correctness of the information/data before in any way acting upon the same. MIPL shall not be liable for any harm, injury, loss or damage caused to the Subscriber due to default by the Subscriber's debtors/beneficiaries in fulfilling their obligations of any nature whatsoever. This Report or any of its portion shall not be used as a documentary evidence or otherwise before any investigative agencies or forum of law. This Report is confidential and proprietary to MIPL. The Subscriber and/or any other person(s) may not reproduce, publish or disclose any of the contents of the Report to others without the express authorization of MIPL. This Report is prepared and issued to the Subscriber without any risk, responsibility or liability on the part of MIPL or its officials.

	Comments	
	Bankers	
	Bank Branch Code	

## **RATIOS**

	Date Of Accounts	31/03/18	31/03/17	31/03/16	31/03/15	31/03/14
	Pre-tax profit margin %	0.66	0.72	1.25	0.96	0.58
	Current ratio	1.20	1.26	1.35	1.21	1.15
	Sales/Net Working Capital	24.51	21.18	22.20	38.85	38.59
	Gearing %	288.60	250.20	172.30	263.70	339.20
	Equity in %	16.60	20.90	26.10	17.60	13.40
	Creditor Days	25.82	18.04	13.33	15.72	24.40
	Debtor Days	32.65	22.33	36.98	27.10	20.36
	Liquidity/Acid Test	0.66	0.85	1.05	1.06	0.88
	Return On Capital Employed %	16.21	15.15	27.70	37.30	22.06
	Return On Total Assets Employed %	2.68	3.17	7.22	6.57	2.95
	Current Debt Ratio	5.03	3.78	2.83	4.67	6.47
	Total Debt Ratio	5.03	3.78	2.83	4.67	6.47
	Stock Turnover Ratio %	11.02	7.39	3.84	1.82	4.54
	Return on Net Assets Employed %	16.21	15.15	27.70	37.30	22.06

## **REPORT NOTES**

There are no notes to display.

## **STATUS HISTORY**

No Status History found

**DISCLAIMER** : This Report is **PRIVATE & CONFIDENTIAL** and it is prepared at the request of and for its use by the Subscriber only. The Subscriber shall use the contents of the Report merely as an aid to its business. Mira Inform Private Limited ("MIPL") has collated information/data in the Report, which have not been verified unless otherwise specifically mentioned in the Report. The Subscriber shall independently verify the accuracy and correctness of the information/data before in any way acting upon the same. MIPL shall not be liable for any harm, injury, loss or damage caused to the Subscriber due to default by the Subscriber's debtors/beneficiaries in fulfilling their obligations of any nature whatsoever. This Report or any of its portion shall not be used as a documentary evidence or otherwise before any investigative agencies or forum of law. This Report is confidential and proprietary to MIPL. The Subscriber and/or any other person(s) may not reproduce, publish or disclose any of the contents of the Report to others without the express authorization of MIPL. This Report is prepared and issued to the Subscriber without any risk, responsibility or liability on the part of MIPL or its officials.

## **EVENT HISTORY**

Date	Description
11/09/2018	New Accounts Filed
11/09/2018	New Accounts Filed
20/04/2018	Confirmation Statement
09/10/2017	New Accounts Filed
09/10/2017	New Accounts Filed
25/04/2017	Confirmation Statement
24/08/2016	New Accounts Filed
24/08/2016	New Accounts Filed
09/04/2016	Annual Returns
28/08/2015	New Accounts Filed
28/08/2015	New Accounts Filed
25/04/2015	Annual Returns
28/07/2014	New Accounts Filed
28/07/2014	New Accounts Filed
09/04/2014	Annual Returns

## **PREVIOUS COMPANY NAMES**

No Previous Names found

## **WRIT DETAILS**

No writs found

## **STATISTICS**

<b>Group</b>	3 companies
<b>Linkages</b>	0 companies
<b>Countries</b>	In 0 countries

## **SUMMARY**

<b>Holding Company</b>	-
<b>Ownership Status</b>	Wholly Owned
<b>Ultimate Holding Company</b>	MTC BUSINESS PRIVATE LTD

**DISCLAIMER** : This Report is **PRIVATE & CONFIDENTIAL** and it is prepared at the request of and for its use by the Subscriber only. The Subscriber shall use the contents of the Report merely as an aid to its business. Mira Inform Private Limited ("MIPL") has collated information/data in the Report, which have not been verified unless otherwise specifically mentioned in the Report. The Subscriber shall independently verify the accuracy and correctness of the information/data before in any way acting upon the same. MIPL shall not be liable for any harm, injury, loss or damage caused to the Subscriber due to default by the Subscriber's debtors/beneficiaries in fulfilling their obligations of any nature whatsoever. This Report or any of its portion shall not be used as a documentary evidence or otherwise before any investigative agencies or forum of law. This Report is confidential and proprietary to MIPL. The Subscriber and/or any other person(s) may not reproduce, publish or disclose any of the contents of the Report to others without the express authorization of MIPL. This Report is prepared and issued to the Subscriber without any risk, responsibility or liability on the part of MIPL or its officials.

## **GROUP STRUCTURE FULL**

Company Name	Registered Number	Latest Key Financials	Consol. Accounts	Turnover
MTC BUSINESS PRIVATE LTD	N/A	-	-	
MULTI TRADE LINKS (UK)...	06555378	31.03.2018	N	£53,463,906
MM TRADE SERVICES PV...	09609597	31.05.2017	N	

## **MORTGAGE DETAILS**

<b>Mortgage Type:</b>	DEBENTURE		
<b>Date Charge Created:</b>	28/10/11		
<b>Date Charge Registered:</b>	01/11/11		
<b>Date Charge Satisfied:</b>	-		
<b>Status:</b>	OUTSTANDING		
<b>Person(s) Entitled:</b>	HSBC BANK PLC		
<b>Amount Secured:</b>	ALL MONIES DUE OR TO BECOME DUE FROM THE COMPANY TO THE CHARGE ON ANY ACCOUNT WHATSOEVER		
<b>Details:</b>	FIXED AND FLOATING CHARGE OVER THE UNDERTAKING AND ALL PROPERTY AND ASSETS PRESENT AND FUTURE, INCLUDING GOODWILL, BOOKDEBTS, UNCALLED CAPITAL, BUILDINGS, FIXTURES, FIXED PLANT & MACHINERY		
<b>Mortgage Type:</b>	DEPOSIT AGREEMENT		
<b>Date Charge Created:</b>	29/05/09		
<b>Date Charge Registered:</b>	05/06/09		
<b>Date Charge Satisfied:</b>	03/02/12		
<b>Status:</b>	SATISFIED		
<b>Person(s) Entitled:</b>	FIRLE INVESTMENTS LIMITED		
<b>Amount Secured:</b>			
<b>Details:</b>	FIVE THOUSAND POUNDS (£5,000.00)		

## **PREVIOUS DIRECTOR/COMPANY SECRETARIES**

Name	Current Active Appointments	Previous Appointments	Dissolved Companies
BSP SECRETARIAL LIMITED	21	5	49
TEMPLE SECRETARIES LIMITED	0	1	0

**DISCLAIMER** : This Report is **PRIVATE & CONFIDENTIAL** and it is prepared at the request of and for its use by the Subscriber only. The Subscriber shall use the contents of the Report merely as an aid to its business. Mira Inform Private Limited ("MIPL") has collated information/data in the Report, which have not been verified unless otherwise specifically mentioned in the Report. The Subscriber shall independently verify the accuracy and correctness of the information/data before in any way acting upon the same. MIPL shall not be liable for any harm, injury, loss or damage caused to the Subscriber due to default by the Subscriber's debtors/beneficiaries in fulfilling their obligations of any nature whatsoever. This Report or any of its portion shall not be used as a documentary evidence or otherwise before any investigative agencies or forum of law. This Report is confidential and proprietary to MIPL. The Subscriber and/or any other person(s) may not reproduce, publish or disclose any of the contents of the Report to others without the express authorization of MIPL. This Report is prepared and issued to the Subscriber without any risk, responsibility or liability on the part of MIPL or its officials.

COMPANY DIRECTORS LIMITED	0	1	0
Kalavati Shah	0	1	0
Total Persons With Significant Control	2	Total Statements	0
Active	2	Active	0
Ceased	0	Ceased	0

## **ACTIVE PERSONS WITH SIGNIFICANT CONTROL**

Name	Mr Manoj, Maganlal Mehta	Kind	Individual Person With Significant Control
Address	401, Navkar Commercial Complex, Andheri East, Mumbai	Country Of Residence	India
Post Code	400069	Nationality	Indian
Date of Birth	05/1971	Notified On	06/04/2016
Nature Of Control	Ownership Of Shares 25 To 50 Percent, Voting Rights 25 To 50 Percent		
Name	Mr Maganlal, Moolchand Mehta	Kind	Individual Person With Significant Control
Address	401, Navkar Commercial Complex, Andheri East, Mumbai	Country Of Residence	India
Post Code	400069	Nationality	Indian
Date of Birth	01/1944	Notified On	06/04/2016
Nature Of Control	Ownership Of Shares 25 To 50 Percent, Voting Rights 25 To 50 Percent		

## **CEASED PERSONS WITH SIGNIFICANT CONTROL**

No Ceased Persons With Significant Control To Display

## **ACTIVE STATEMENTS**

No Active Statements To Display

## **CEASED STATEMENTS**

No Ceased Statements To Display

**DISCLAIMER** : This Report is **PRIVATE & CONFIDENTIAL** and it is prepared at the request of and for its use by the Subscriber only. The Subscriber shall use the contents of the Report merely as an aid to its business. Mira Inform Private Limited ("MIPL") has collated information/data in the Report, which have not been verified unless otherwise specifically mentioned in the Report. The Subscriber shall independently verify the accuracy and correctness of the information/data before in any way acting upon the same. MIPL shall not be liable for any harm, injury, loss or damage caused to the Subscriber due to default by the Subscriber's debtors/beneficiaries in fulfilling their obligations of any nature whatsoever. This Report or any of its portion shall not be used as a documentary evidence or otherwise before any investigative agencies or forum of law. This Report is confidential and proprietary to MIPL. The Subscriber and/or any other person(s) may not reproduce, publish or disclose any of the contents of the Report to others without the express authorization of MIPL. This Report is prepared and issued to the Subscriber without any risk, responsibility or liability on the part of MIPL or its officials.

**FOREIGN EXCHANGE RATES**

Currency	Unit	Indian Rupees
US Dollar	1	INR 73.58
UK Pound	1	INR 95.89
Euro	1	INR 84.70
GBP	1	INR 97.17

**Note** : Above are approximate rates obtained from sources believed to be correct

**INFORMATION DETAILS**

Analysis Done by :	NIS
Report Prepared by :	TRU

**DISCLAIMER** : This Report is **PRIVATE & CONFIDENTIAL** and it is prepared at the request of and for its use by the Subscriber only. The Subscriber shall use the contents of the Report merely as an aid to its business. Mira Inform Private Limited ("MIPL") has collated information/data in the Report, which have not been verified unless otherwise specifically mentioned in the Report. The Subscriber shall independently verify the accuracy and correctness of the information/data before in any way acting upon the same. MIPL shall not be liable for any harm, injury, loss or damage caused to the Subscriber due to default by the Subscriber's debtors/beneficiaries in fulfilling their obligations of any nature whatsoever. This Report or any of its portion shall not be used as a documentary evidence or otherwise before any investigative agencies or forum of law. This Report is confidential and proprietary to MIPL. The Subscriber and/or any other person(s) may not reproduce, publish or disclose any of the contents of the Report to others without the express authorization of MIPL. This Report is prepared and issued to the Subscriber without any risk, responsibility or liability on the part of MIPL or its officials.

**RATING EXPLANATIONS**

Credit Rating	Explanation	Rating Comments
A++	Minimum Risk	Business dealings permissible with minimum risk of default
A+	Low Risk	Business dealings permissible with low risk of default
A	Acceptable Risk	Business dealings permissible with moderate risk of default
B	Medium Risk	Business dealings permissible on a regular monitoring basis
C	Medium High Risk	Business dealings permissible preferably on secured basis
D	High Risk	Business dealing not recommended or on secured terms only
NB	New Business	No recommendation can be done due to business in infancy stage
NT	No Trace	No recommendation can be done as the business is not traceable

NB is stated where there is insufficient information to facilitate rating. However, it is not to be considered as unfavourable.

This score serves as a reference to assess SC's credit risk and to set the amount of credit to be extended. It is calculated from a composite of weighted scores obtained from each of the major sections of this report. The assessed factors are as follows:

- Financial condition covering various ratios
- Company background and operations size
- Promoters / Management background
- Payment record
- Litigation against the subject
- Industry scenario / competitor analysis
- Supplier / Customer / Banker review (wherever available)