

## MIRA INFORM REPORT

<b>Report No. :</b>	532246
<b>Report Date :</b>	08.10.2018

### IDENTIFICATION DETAILS

<b>Name :</b>	DOMINION COLOUR CORPORATION UK LIMITED
<b>Formerly Known As :</b>	DOMINION COLOUR CORPORATION (EUROPE) LIMITED
<b>Registered Office :</b>	Holt Mill Road Waterfoot Rossendale Lancashire BB4 7JB
<b>Country :</b>	United Kingdom
<b>Financials (as on) :</b>	31.03.2017
<b>Date of Incorporation :</b>	20.03.2008
<b>Com. Reg. No.:</b>	06540698
<b>Legal Form :</b>	Private limited with Share Capital
<b>Line of Business :</b>	Other business support service activities n.e.c.
<b>No. of Employees :</b>	Not Available

### RATING & COMMENTS

(Mira Inform has adopted New Rating mechanism w.e.f. 23<sup>rd</sup> January 2017)

<b>MIRA's Rating :</b>	B
------------------------	---

Credit Rating	Explanation	Rating Comments
B	Medium Risk	Business dealings permissible on a regular monitoring basis

<b>Status :</b>	Moderate
<b>Payment Behaviour :</b>	Slow but Correct
<b>Litigation :</b>	Clear

#### NOTES :

Any query related to this report can be made on e-mail : [infodept@mirainform.com](mailto:infodept@mirainform.com) while quoting report number, name and date.

**DISCLAIMER :** This Report is **PRIVATE & CONFIDENTIAL** and it is prepared at the request of and for its use by the Subscriber only. The Subscriber shall use the contents of the Report merely as an aid to its business. Mira Inform Private Limited ("MIPL") has collated information/data in the Report, which have not been verified unless otherwise specifically mentioned in the Report. The Subscriber shall independently verify the accuracy and correctness of the information/data before in any way acting upon the same. MIPL shall not be liable for any harm, injury, loss or damage caused to the Subscriber due to default by the Subscriber's debtors/beneficiaries in fulfilling their obligations of any nature whatsoever. This Report or any of its portion shall not be used as a documentary evidence or otherwise before any investigative agencies or forum of law. This Report is confidential and proprietary to MIPL. The Subscriber and/or any other person(s) may not reproduce, publish or disclose any of the contents of the Report to others without the express authorization of MIPL. This Report is prepared and issued to the Subscriber without any risk, responsibility or liability on the part of MIPL or its officials.

**ECGC Country Risk Classification List**

Country Name	Previous Rating (31.12.2017)	Current Rating (01.04.2018)
United Kingdom	A1	A1

Risk Category	ECGC Classification
Insignificant	A1
Low Risk	A2
Moderately Low Risk	B1
Moderate Risk	B2
Moderately High Risk	C1
High Risk	C2
Very High Risk	D

**UNITED KINGDOM - ECONOMIC OVERVIEW**

The UK, a leading trading power and financial center, is the third largest economy in Europe after Germany and France. Agriculture is intensive, highly mechanized, and efficient by European standards, producing about 60% of food needs with less than 2% of the labor force. The UK has large coal, natural gas, and oil resources, but its oil and natural gas reserves are declining; the UK has been a net importer of energy since 2005. Services, particularly banking, insurance, and business services, are key drivers of British GDP growth. Manufacturing, meanwhile, has declined in importance but still accounts for about 10% of economic output.

In 2008, the global financial crisis hit the economy particularly hard, due to the importance of its financial sector. Falling home prices, high consumer debt, and the global economic slowdown compounded the UK's economic problems, pushing the economy into recession in the latter half of 2008 and prompting the then BROWN (Labour) government to implement a number of measures to stimulate the economy and stabilize the financial markets. Facing burgeoning public deficits and debt levels, in 2010 the then CAMERON-led coalition government (between Conservatives and Liberal Democrats) initiated an austerity program, which has continued under the Conservative government. However, the deficit still remains one of the highest in the G7, standing at 3.6% of GDP as of 2017, and the UK has pledged to lower its corporation tax from 20% to 17% by 2020. The UK had a debt burden of 90.4% GDP at the end of 2017.

The UK economy has begun to slow since the referendum vote to leave the EU in June 2016. A sustained depreciation of the British pound has increased consumer and producer prices, weighing on consumer spending without spurring a meaningful increase in exports. The UK has an extensive trade relationship with other EU members through its single market membership, and economic observers have warned the exit will jeopardize its position as the central location for European financial services. Prime Minister MAY is seeking a new "deep and special" trade relationship with the EU following the UK's exit. However, economists doubt that the UK will be able to preserve the benefits of EU membership without the obligations. The UK is expected to officially leave the EU by the end of March 2019.

Source : CIA

## **COMPANY NAME AND ADDRESS**

**DOMINION COLOUR CORPORATION UK LIMITED**

HOLT MILL ROAD WATERFOOT ROSSENDALE LANCASHIRE BB4 7JB

## **COMPANY NO.**

06540698

## **COMPANY STATUS**

Active - Accounts Filed

## **COMPANY SUMMARY**

Registered Address	HOLT MILL ROAD WATERFOOT ROSSENDALE LANCASHIRE BB4 7JB
Trading Address	DOMINION COLOUR CORPORATION (EUR) Holt Mill Road Waterfoot Rossendale Lancashire BB4 7JB
Website Address	-
Telephone Number	-
Fax Number	-
TPS	-
FPS	Yes
Incorporation Date	20/03/2008
Previous Name	DOMINION COLOUR CORPORATION (EUROPE) LIMITED
Type	Private limited with Share Capital
FTSE Index	-
Date of Change	13/03/2018
Filing Date of Accounts	01/11/2017
Currency	GBP
Share Capital	£1
SIC07	82990

**DISCLAIMER** : This Report is **PRIVATE & CONFIDENTIAL** and it is prepared at the request of and for its use by the Subscriber only. The Subscriber shall use the contents of the Report merely as an aid to its business. Mira Inform Private Limited ("MIPL") has collated information/data in the Report, which have not been verified unless otherwise specifically mentioned in the Report. The Subscriber shall independently verify the accuracy and correctness of the information/data before in any way acting upon the same. MIPL shall not be liable for any harm, injury, loss or damage caused to the Subscriber due to default by the Subscriber's debtors/beneficiaries in fulfilling their obligations of any nature whatsoever. This Report or any of its portion shall not be used as a documentary evidence or otherwise before any investigative agencies or forum of law. This Report is confidential and proprietary to MIPL. The Subscriber and/or any other person(s) may not reproduce, publish or disclose any of the contents of the Report to others without the express authorization of MIPL. This Report is prepared and issued to the Subscriber without any risk, responsibility or liability on the part of MIPL or its officials.

Charity Number -  
SIC07 Description OTHER BUSINESS SUPPORT SERVICE ACTIVITIES N.E.C.  
Principal Activity

## **ADDITIONAL INFORMATION**

CCJ's 0 (£0)  
No CCJ Information To Display  
Ultimate Holding Company HIG CAPITAL PARTNERS V LP  
Accountant PRICEWATERHOUSECOOPERS LLP  
Mortgages 0  
Group 6 companies  
Linkages 0 companies  
Countries In 0 countries

## **KEY FINANCIALS**

Year to Date	Turnover	Pre Tax Profit	Shareholder's Funds	Employees
31/03/2017	-	-	£253,958	-
31/03/2016	-	-	£199,070	-
31/03/2015	-	-	£128,802	-

## **MORTGAGE SUMMARY**

Total Mortgage 0  
Outstanding 0  
Satisfied 0

## **TRADE DEBTORS / BAD DEBT SUMMARY**

Total Number of Documented Trade 0  
Total Value of Documented Trade £0

## **COMMENTARY**

The latest Balance Sheet indicates a very positive net working capital position.
There has been an increase in shareholders funds compared with the previous balance sheet.
The Board of Directors have reduced in size over the last six months.

**DISCLAIMER** : This Report is **PRIVATE & CONFIDENTIAL** and it is prepared at the request of and for its use by the Subscriber only. The Subscriber shall use the contents of the Report merely as an aid to its business. Mira Inform Private Limited ("MIPL") has collated information/data in the Report, which have not been verified unless otherwise specifically mentioned in the Report. The Subscriber shall independently verify the accuracy and correctness of the information/data before in any way acting upon the same. MIPL shall not be liable for any harm, injury, loss or damage caused to the Subscriber due to default by the Subscriber's debtors/beneficiaries in fulfilling their obligations of any nature whatsoever. This Report or any of its portion shall not be used as a documentary evidence or otherwise before any investigative agencies or forum of law. This Report is confidential and proprietary to MIPL. The Subscriber and/or any other person(s) may not reproduce, publish or disclose any of the contents of the Report to others without the express authorization of MIPL. This Report is prepared and issued to the Subscriber without any risk, responsibility or liability on the part of MIPL or its officials.

This company trades in an industry with a moderate level of corporate failures.

## CCJ

Total Number of Exact CCJs -	0	Total Value of Exact CCJs -	
Total Number of Possible CCJs -	0	Total Value of Possible CCJs -	
Total Number of Satisfied CCJs -	0	Total Value of Satisfied CCJs -	
Total Number of Writs -	-		

Total Current Directors	3	Total Current Secretaries	1
Total Previous Directors / Company Secretaries	7	Total Person's With Significant Control	0

## CURRENT DIRECTORS

<b>Title</b>	Mr	<b>Function</b>	Director
<b>Name</b>	Mark John Vincent	<b>Nationality</b>	British
<b>Date of Birth</b>	07/1970	<b>Present Appointments</b>	2
<b>Latest Address</b>	Holt Mill Road Waterfoot, Rossendale, Lancashire	<b>Appointment Date</b>	14/04/2008
<b>Post Code</b>	BB4 7JB		

<b>Title</b>	Mr	<b>Function</b>	Director
<b>Name</b>	Keval Patel	<b>Nationality</b>	American
<b>Date of Birth</b>	08/1979	<b>Present Appointments</b>	8
<b>Latest Address</b>	Holt Mill Road Waterfoot, Rossendale, Lancashire	<b>Appointment Date</b>	30/09/2016
<b>Post Code</b>	BB4 7JB		

<b>Title</b>	Ms	<b>Function</b>	Director
<b>Name</b>	Caroline Kung	<b>Nationality</b>	American
<b>Date of Birth</b>	03/1978	<b>Present Appointments</b>	3
<b>Latest Address</b>	Holt Mill Road Waterfoot, Rossendale, Lancashire	<b>Appointment Date</b>	30/09/2016
<b>Post Code</b>	BB4 7JB		

## CURRENT COMPANY SECRETARY

<b>Title</b>	Ms	<b>Function</b>	Company Secretary
<b>Name</b>	Susan Veronica Ashby	<b>Nationality</b>	British
<b>Date of Birth</b>	12/1961	<b>Present Appointments</b>	7
<b>Latest Address</b>	Holt Mill Road Waterfoot,	<b>Appointment Date</b>	14/04/2008
















**DISCLAIMER** : This Report is **PRIVATE & CONFIDENTIAL** and it is prepared at the request of and for its use by the Subscriber only. The Subscriber shall use the contents of the Report merely as an aid to its business. Mira Inform Private Limited ("MIPL") has collated information/data in the Report, which have not been verified unless otherwise specifically mentioned in the Report. The Subscriber shall independently verify the accuracy and correctness of the information/data before in any way acting upon the same. MIPL shall not be liable for any harm, injury, loss or damage caused to the Subscriber due to default by the Subscriber's debtors/beneficiaries in fulfilling their obligations of any nature whatsoever. This Report or any of its portion shall not be used as a documentary evidence or otherwise before any investigative agencies or forum of law. This Report is confidential and proprietary to MIPL. The Subscriber and/or any other person(s) may not reproduce, publish or disclose any of the contents of the Report to others without the express authorization of MIPL. This Report is prepared and issued to the Subscriber without any risk, responsibility or liability on the part of MIPL or its officials.

	Rossendale, Lancashire		
Post Code	BB4 7JB		

## TOP SHAREHOLDERS

















Name	Currency	Share Count	Share Type	Nominal Value	% of Total Share Count
DCC (EUROPE) INC.	GBP	1	ORDINARY	1	100

## PROFIT & LOSS


	Date Of Accounts	31/03/17	(%)	31/03/16	(%)	31/03/15	(%)	31/03/14	(%)	31/03/13
	Weeks	52	(%)	52	(%)	52	(%)	52	(%)	52
	Currency	GBP	(%)	GBP	(%)	GBP	(%)	GBP	(%)	GBP
	Consolidated A/cs	N	(%)	N	(%)	N	(%)	N	(%)	N
	<b>Turnover</b>	-	-	-	-	-	-	-	-	-
	Export	-	-	-	-	-	-	-	-	-
	Cost of Sales	-	-	-	-	-	-	-	-	-
	Gross Profit	-	-	-	-	-	-	-	-	-
	Wages & Salaries	-	-	-	-	-	-	-	-	-
	Directors Emoluments	-	-	-	-	-	-	-	-	-
	<b>Operating Profit</b>	-	-	-	-	-	-	-	-	-
	Depreciation	£2,195	- 17.5%	£2,660	- 33.6%	£4,008	- 3.8%	£4,166	- 9.4%	£4,600
	Audit Fees	-	-	-	-	-	-	-	-	-
	Interest Payments	-	-	-	-	-	-	-	-	-
	<b>Pre Tax Profit</b>	-	-	-	-	-	-	-	-	-
	Taxation	-	-	-	-	-	-	-	-	-
	Profit After Tax	-	-	-	-	-	-	-	-	-
	Dividends Payable	-	-	-	-	-	-	-	-	-
	<b>Retained Profit</b>	-	-	-	-	-	-	-	-	-

**DISCLAIMER** : This Report is **PRIVATE & CONFIDENTIAL** and it is prepared at the request of and for its use by the Subscriber only. The Subscriber shall use the contents of the Report merely as an aid to its business. Mira Inform Private Limited ("MIPL") has collated information/data in the Report, which have not been verified unless otherwise specifically mentioned in the Report. The Subscriber shall independently verify the accuracy and correctness of the information/data before in any way acting upon the same. MIPL shall not be liable for any harm, injury, loss or damage caused to the Subscriber due to default by the Subscriber's debtors/beneficiaries in fulfilling their obligations of any nature whatsoever. This Report or any of its portion shall not be used as a documentary evidence or otherwise before any investigative agencies or forum of law. This Report is confidential and proprietary to MIPL. The Subscriber and/or any other person(s) may not reproduce, publish or disclose any of the contents of the Report to others without the express authorization of MIPL. This Report is prepared and issued to the Subscriber without any risk, responsibility or liability on the part of MIPL or its officials.






## **BALANCE SHEET**

	Date Of Accounts	31/03/17	(%)	31/03/16	(%)	31/03/15	(%)	31/03/14	(%)	31/03/13
	Tangible Assets	£13,039	487.3 %	£2,220	- 50.6 %	£4,495	- 28.1 %	£6,248	-16.5%	£7,482
	Intangible Assets	0	-	0	-	0	-	0	-	0
	<b>Total Fixed Assets</b>	<b>£13,039</b>	<b>487.3 %</b>	<b>£2,220</b>	<b>- 50.6 %</b>	<b>£4,495</b>	<b>- 28.1 %</b>	<b>£6,248</b>	<b>-16.5%</b>	<b>£7,482</b>
	Stock	0	-	0	-	0	-	0	-	0
	Trade Debtors	0	-	0	- 100%	£165,940	- 58.4 %	£398,705	45.1%	£274,808
	Cash	£4,466	-94.6%	£82,228	39.7 %	£58,861	- 45.4 %	£107,712	432.5 %	£20,227
	Other Debtors	£327,163	60%	£204,540	-	0	-	0	-	0
	Miscellaneous Current Assets	0	-	0	-	0	-	0	-	0
	<b>Total Current Assets</b>	<b>£331,629</b>	<b>15.6%</b>	<b>£286,768</b>	<b>27.6 %</b>	<b>£224,801</b>	<b>- 55.6 %</b>	<b>£506,417</b>	<b>71.6%</b>	<b>£295,035</b>
	Trade Creditors	0	-	0	- 100%	£94,534	- 40.7 %	£159,409	79.3%	£88,930
	Bank Loans & Overdrafts	0	-	0	-	0	-	0	-	0
	Other Short Term Finance	£15,057	52.1%	£9,899	66.1 %	£5,960	- 53.7 %	£12,861	38.1%	£9,314
	Miscellaneous Current Liabilities	£75,653	-5.5%	£80,019	-	0	-	0	-	0
	<b>Total Current Liabilities</b>	<b>£90,710</b>	<b>0.9%</b>	<b>£89,918</b>	<b>- 10.5 %</b>	<b>£100,494</b>	<b>- 41.7 %</b>	<b>£172,270</b>	<b>75.3%</b>	<b>£98,244</b>
	Bank Loans & Overdrafts and LTL	0	-	0	-	0	- 100%	£1,188	-	£1,188
	Other Long Term	0	-	0	-	0	-	0	-	0






**DISCLAIMER** : This Report is **PRIVATE & CONFIDENTIAL** and it is prepared at the request of and for its use by the Subscriber only. The Subscriber shall use the contents of the Report merely as an aid to its business. Mira Inform Private Limited ("MIPL") has collated information/data in the Report, which have not been verified unless otherwise specifically mentioned in the Report. The Subscriber shall independently verify the accuracy and correctness of the information/data before in any way acting upon the same. MIPL shall not be liable for any harm, injury, loss or damage caused to the Subscriber due to default by the Subscriber's debtors/beneficiaries in fulfilling their obligations of any nature whatsoever. This Report or any of its portion shall not be used as a documentary evidence or otherwise before any investigative agencies or forum of law. This Report is confidential and proprietary to MIPL. The Subscriber and/or any other person(s) may not reproduce, publish or disclose any of the contents of the Report to others without the express authorization of MIPL. This Report is prepared and issued to the Subscriber without any risk, responsibility or liability on the part of MIPL or its officials.

	Finance										
	<b>Total Long Term Liabilities</b>	<b>0</b>	<b>-</b>	<b>0</b>	<b>-</b>	<b>0</b>	<b>-</b>	<b>100%</b>	<b>£1,188</b>	<b>-</b>	<b>£1,188</b>


## ***CAPITAL & RESERVES***

	Date Of Accounts	31/03/17	(%)	31/03/16	(%)	31/03/15	(%)	31/03/14	(%)	31/03/13
	Called Up Share Capital	£1	-	£1	-	£1	-	£1	-	£1
	P & L Account Reserve	£253,957	27.6%	£199,069	54.6%	£128,801	-62%	£339,206	67%	£203,084
	Revaluation Reserve	-	-	-	-	-	-	-	-	-
	Sundry Reserves	-	-	-	-	-	-	-	-	-
	Shareholder Funds	£253,958	27.6%	£199,070	54.6%	£128,802	-62%	£339,207	67%	£203,085


## ***OTHER FINANCIAL ITEMS***

	Date Of Accounts	31/03/17	(%)	31/03/16	(%)	31/03/15	(%)	31/03/14	(%)	31/03/13
	Net Worth	£253,958	27.6%	£199,070	54.6%	£128,802	-62%	£339,207	67%	£203,085
	Working Capital	£240,919	22.4%	£196,850	58.4%	£124,307	-62.8%	£334,147	69.8%	£196,791
	Total Assets	£344,668	19.3%	£288,988	26%	£229,296	-55.3%	£512,665	69.5%	£302,517
	Total Liabilities	£90,710	0.9%	£89,918	-10.5%	£100,494	-42.1%	£173,458	74.4%	£99,432
	Net Assets	£253,958	27.6%	£199,070	54.6%	£128,802	-62%	£339,207	67%	£203,085















## ***MISCELLANEOUS***

	Date Of Accounts	31/03/17	(%)	31/03/16	(%)	31/03/15	(%)	31/03/14	(%)	31/03/13
	Contingent Liability	NO	-	NO	-	NO	-	NO	-	NO
	Capital	£253,958	27.6%	£199,070	54.6%	£128,802	-	£340,395	66.6%	£204,273

**DISCLAIMER** : This Report is **PRIVATE & CONFIDENTIAL** and it is prepared at the request of and for its use by the Subscriber only. The Subscriber shall use the contents of the Report merely as an aid to its business. Mira Inform Private Limited ("MIPL") has collated information/data in the Report, which have not been verified unless otherwise specifically mentioned in the Report. The Subscriber shall independently verify the accuracy and correctness of the information/data before in any way acting upon the same. MIPL shall not be liable for any harm, injury, loss or damage caused to the Subscriber due to default by the Subscriber's debtors/beneficiaries in fulfilling their obligations of any nature whatsoever. This Report or any of its portion shall not be used as a documentary evidence or otherwise before any investigative agencies or forum of law. This Report is confidential and proprietary to MIPL. The Subscriber and/or any other person(s) may not reproduce, publish or disclose any of the contents of the Report to others without the express authorization of MIPL. This Report is prepared and issued to the Subscriber without any risk, responsibility or liability on the part of MIPL or its officials.

	Employed						62.2%			
	Number of Employees	-	-	-	-	-	-	-	-	-
	Accountants	PRICEWATERHOUSECOOPERS LLP								
	Auditors									
	Auditor Comments	The company is exempt from audit								
	Bankers	HSBC COMMERCIAL BANKING								
	Bank Branch Code	22-32-34								

## **RATIOS**

	Date Of Accounts	31/03/17	31/03/16	31/03/15	31/03/14	31/03/13
	Pre-tax profit margin %	-	-	-	-	-
	Current ratio	3.66	3.19	2.24	2.94	3
	Sales/Net Working Capital	-	-	-	-	-
	Gearing %	0	0	0	0.40	0.60
	Equity in %	73.70	68.90	56.20	66.20	67.10
	Creditor Days	-	-	-	-	-
	Debtor Days	-	-	-	-	-
	Liquidity/Acid Test	3.65	3.18	2.23	2.93	3
	Return On Capital Employed %	-	-	-	-	-
	Return On Total Assets Employed %	-	-	-	-	-
	Current Debt Ratio	0.35	0.45	0.78	0.50	0.48
	Total Debt Ratio	0.35	0.45	0.78	0.51	0.48
	Stock Turnover Ratio %	-	-	-	-	-
	Return on Net Assets Employed %	-	-	-	-	-

## **REPORT NOTES**

There are no notes to display.

**DISCLAIMER** : This Report is **PRIVATE & CONFIDENTIAL** and it is prepared at the request of and for its use by the Subscriber only. The Subscriber shall use the contents of the Report merely as an aid to its business. Mira Inform Private Limited ("MIPL") has collated information/data in the Report, which have not been verified unless otherwise specifically mentioned in the Report. The Subscriber shall independently verify the accuracy and correctness of the information/data before in any way acting upon the same. MIPL shall not be liable for any harm, injury, loss or damage caused to the Subscriber due to default by the Subscriber's debtors/beneficiaries in fulfilling their obligations of any nature whatsoever. This Report or any of its portion shall not be used as a documentary evidence or otherwise before any investigative agencies or forum of law. This Report is confidential and proprietary to MIPL. The Subscriber and/or any other person(s) may not reproduce, publish or disclose any of the contents of the Report to others without the express authorization of MIPL. This Report is prepared and issued to the Subscriber without any risk, responsibility or liability on the part of MIPL or its officials.

## **STATUS HISTORY**

No Status History found

## **EVENT HISTORY**

Date	Description
28/08/2018	Mr G.A. Hughes has left the board
03/04/2018	Confirmation Statement
15/03/2018	Change of Name
10/11/2017	New Accounts Filed
10/11/2017	New Accounts Filed
04/04/2017	Confirmation Statement
24/10/2016	New Accounts Filed
24/10/2016	New Accounts Filed
24/10/2016	New Accounts Filed
20/10/2016	New Board Member Ms C. Kung appointed
20/10/2016	New Board Member Mr K. Patel appointed
13/10/2016	New Board Member Mr K. Patel appointed
13/10/2016	New Board Member Ms C. Kung appointed
12/10/2016	Mr J. Nelligan has left the board
12/10/2016	Mr E.M. Klein has left the board

## **PREVIOUS COMPANY NAMES**

Date	Previous Name
13/03/2018	DOMINION COLOUR CORPORATION (EUROPE) LIMITED
11/04/2008	CASTLEGATE 515 LIMITED

## **WRIT DETAILS**

No writs found

## **STATISTICS**

<b>Group</b>	6 companies
<b>Linkages</b>	0 companies
<b>Countries</b>	In 0 countries

**DISCLAIMER** : This Report is **PRIVATE & CONFIDENTIAL** and it is prepared at the request of and for its use by the Subscriber only. The Subscriber shall use the contents of the Report merely as an aid to its business. Mira Inform Private Limited ("MIPL") has collated information/data in the Report, which have not been verified unless otherwise specifically mentioned in the Report. The Subscriber shall independently verify the accuracy and correctness of the information/data before in any way acting upon the same. MIPL shall not be liable for any harm, injury, loss or damage caused to the Subscriber due to default by the Subscriber's debtors/beneficiaries in fulfilling their obligations of any nature whatsoever. This Report or any of its portion shall not be used as a documentary evidence or otherwise before any investigative agencies or forum of law. This Report is confidential and proprietary to MIPL. The Subscriber and/or any other person(s) may not reproduce, publish or disclose any of the contents of the Report to others without the express authorization of MIPL. This Report is prepared and issued to the Subscriber without any risk, responsibility or liability on the part of MIPL or its officials.

## SUMMARY

Holding Company	-
Ownership Status	Wholly Owned
Ultimate Holding Company	HIG CAPITAL PARTNERS V LP

## GROUP STRUCTURE FULL

Company Name	Registered Number	Latest Key Financials	Consol. Accounts	Turnover
HIG CAPITAL PARTNERS V LP	N/A	-	-	
DCC (EUROPE) INC	N/A	-	-	
<b>DOMINION COLOUR CORP...</b>	<b>06540698</b>	<b>31.03.2017</b>	<b>N</b>	
DOMINION COLOUR CORP (...)	N/A	-	-	
DOMINION COLOUR CORP...	05452955	31.03.2017	N	
DCC PROPERTIES UK...	05452946	31.03.2017	N	

## PREVIOUS DIRECTOR/COMPANY SECRETARIES

Name	Current Active Appointments	Previous Appointments	Dissolved Companies
Adrian George Abel	2	4	1
Elias Michael Klein	0	3	1
BOISDUR-SALBRIS LINE	89	187	379
CASTLEGATE SECRETARIES LIMITED	8	278	356
Robert Ralph	0	1	0
Jack Nelligan	0	1	0
George Anthony Hughes	1	5	2
Total Persons With Significant Control	0	Total Statements	2
Active	0	Active	1
Ceased	0	Ceased	1

## **ACTIVE PERSONS WITH SIGNIFICANT CONTROL**

No Active Persons With Significant Control To Display
---

## **CEASED PERSONS WITH SIGNIFICANT CONTROL**

No Ceased Persons With Significant Control To Display
---

## **ACTIVE STATEMENTS**

Statement	The company knows or has reasonable cause to believe that there is no registrable person or registrable relevant legal entity in relation to the company		
Notified On	03/04/2018		

## **CEASED STATEMENTS**

Statement	The company has not yet completed taking reasonable steps to find out if there is anyone who is a registrable person or a registrable relevant legal entity in relation to the company		
Notified On	20/03/2017	Ceased On	03/04/2018

**FOREIGN EXCHANGE RATES**

Currency	Unit	Indian Rupees
US Dollar	1	INR 73.58
UK Pound	1	INR 95.89
Euro	1	INR 84.70
GBP	1	INR 96.89

**Note :** Above are approximate rates obtained from sources believed to be correct

**INFORMATION DETAILS**

Analysis Done by :	VIVR
Report Prepared by :	TRU

**DISCLAIMER :** This Report is **PRIVATE & CONFIDENTIAL** and it is prepared at the request of and for its use by the Subscriber only. The Subscriber shall use the contents of the Report merely as an aid to its business. Mira Inform Private Limited ("MIPL") has collated information/data in the Report, which have not been verified unless otherwise specifically mentioned in the Report. The Subscriber shall independently verify the accuracy and correctness of the information/data before in any way acting upon the same. MIPL shall not be liable for any harm, injury, loss or damage caused to the Subscriber due to default by the Subscriber's debtors/beneficiaries in fulfilling their obligations of any nature whatsoever. This Report or any of its portion shall not be used as a documentary evidence or otherwise before any investigative agencies or forum of law. This Report is confidential and proprietary to MIPL. The Subscriber and/or any other person(s) may not reproduce, publish or disclose any of the contents of the Report to others without the express authorization of MIPL. This Report is prepared and issued to the Subscriber without any risk, responsibility or liability on the part of MIPL or its officials.

**RATING EXPLANATIONS**

Credit Rating	Explanation	Rating Comments
A++	Minimum Risk	Business dealings permissible with minimum risk of default
A+	Low Risk	Business dealings permissible with low risk of default
A	Acceptable Risk	Business dealings permissible with moderate risk of default
B	Medium Risk	Business dealings permissible on a regular monitoring basis
C	Medium High Risk	Business dealings permissible preferably on secured basis
D	High Risk	Business dealing not recommended or on secured terms only
NB	New Business	No recommendation can be done due to business in infancy stage
NT	No Trace	No recommendation can be done as the business is not traceable

NB is stated where there is insufficient information to facilitate rating. However, it is not to be considered as unfavourable.

This score serves as a reference to assess SC's credit risk and to set the amount of credit to be extended. It is calculated from a composite of weighted scores obtained from each of the major sections of this report. The assessed factors are as follows:

- Financial condition covering various ratios
- Company background and operations size
- Promoters / Management background
- Payment record
- Litigation against the subject
- Industry scenario / competitor analysis
- Supplier / Customer / Banker review (wherever available)