

MIRA INFORM REPORT

Report No. :	533073
Report Date :	08.10.2018

IDENTIFICATION DETAILS

Name :	OPTIMA CHEMICAL LTD
Registered Office :	80 Strafford Gate, Potters Bar, Hertfordshire, EN6 1PG
Country :	United Kingdom
Financials (as on) :	31.12.2017
Date of Incorporation :	16.08.2012
Com. Reg. No.:	08181890
Legal Form :	Private Limited with Share Capital
Line of Business :	<ul style="list-style-type: none"> Agents involved in the sale of fuels, ores, metals and industrial chemicals Acting as intermediary agent in the chemical industry.
No. of Employees :	Not Available

RATING & COMMENTS

(Mira Inform has adopted New Rating mechanism w.e.f. 23rd January 2017)

MIRA's Rating :	B
-----------------	----------

Credit Rating	Explanation	Rating Comments
B	Medium Risk	Business dealings permissible on a regular monitoring basis

Status :	Moderate
Payment Behaviour :	Slow
Litigation :	Clear

NOTES :

DISCLAIMER : This Report is **PRIVATE & CONFIDENTIAL** and it is prepared at the request of and for its use by the Subscriber only. The Subscriber shall use the contents of the Report merely as an aid to its business. Mira Inform Private Limited ("MIPL") has collated information/data in the Report, which have not been verified unless otherwise specifically mentioned in the Report. The Subscriber shall independently verify the accuracy and correctness of the information/data before in any way acting upon the same. MIPL shall not be liable for any harm, injury, loss or damage caused to the Subscriber due to default by the Subscriber's debtors/beneficiaries in fulfilling their obligations of any nature whatsoever. This Report or any of its portion shall not be used as a documentary evidence or otherwise before any investigative agencies or forum of law. This Report is confidential and proprietary to MIPL. The Subscriber and/or any other person(s) may not reproduce, publish or disclose any of the contents of the Report to others without the express authorization of MIPL. This Report is prepared and issued to the Subscriber without any risk, responsibility or liability on the part of MIPL or its officials.

Any query related to this report can be made on e-mail : infodept@mirainform.com while quoting report number, name and date.

ECGC Country Risk Classification List

Country Name	Previous Rating (31.12.2017)	Current Rating (01.04.2018)
United Kingdom	A1	A1

Risk Category	ECGC Classification
Insignificant	A1
Low Risk	A2
Moderately Low Risk	B1
Moderate Risk	B2
Moderately High Risk	C1
High Risk	C2
Very High Risk	D

DISCLAIMER : This Report is **PRIVATE & CONFIDENTIAL** and it is prepared at the request of and for its use by the Subscriber only. The Subscriber shall use the contents of the Report merely as an aid to its business. Mira Inform Private Limited ("MIPL") has collated information/data in the Report, which have not been verified unless otherwise specifically mentioned in the Report. The Subscriber shall independently verify the accuracy and correctness of the information/data before in any way acting upon the same. MIPL shall not be liable for any harm, injury, loss or damage caused to the Subscriber due to default by the Subscriber's debtors/beneficiaries in fulfilling their obligations of any nature whatsoever. This Report or any of its portion shall not be used as a documentary evidence or otherwise before any investigative agencies or forum of law. This Report is confidential and proprietary to MIPL. The Subscriber and/or any other person(s) may not reproduce, publish or disclose any of the contents of the Report to others without the express authorization of MIPL. This Report is prepared and issued to the Subscriber without any risk, responsibility or liability on the part of MIPL or its officials.

UNITED KINGDOM - ECONOMIC OVERVIEW

The UK, a leading trading power and financial center, is the third largest economy in Europe after Germany and France. Agriculture is intensive, highly mechanized, and efficient by European standards, producing about 60% of food needs with less than 2% of the labor force. The UK has large coal, natural gas, and oil resources, but its oil and natural gas reserves are declining; the UK has been a net importer of energy since 2005. Services, particularly banking, insurance, and business services, are key drivers of British GDP growth. Manufacturing, meanwhile, has declined in importance but still accounts for about 10% of economic output.

In 2008, the global financial crisis hit the economy particularly hard, due to the importance of its financial sector. Falling home prices, high consumer debt, and the global economic slowdown compounded the UK's economic problems, pushing the economy into recession in the latter half of 2008 and prompting the then BROWN (Labour) government to implement a number of measures to stimulate the economy and stabilize the financial markets. Facing burgeoning public deficits and debt levels, in 2010 the then CAMERON-led coalition government (between Conservatives and Liberal Democrats) initiated an austerity program, which has continued under the Conservative government. However, the deficit still remains one of the highest in the G7, standing at 3.6% of GDP as of 2017, and the UK has pledged to lower its corporation tax from 20% to 17% by 2020. The UK had a debt burden of 90.4% GDP at the end of 2017.

The UK economy has begun to slow since the referendum vote to leave the EU in June 2016. A sustained depreciation of the British pound has increased consumer and producer prices, weighing on consumer spending without spurring a meaningful increase in exports. The UK has an extensive trade relationship with other EU members through its single market membership, and economic observers have warned the exit will jeopardize its position as the central location for European financial services. Prime Minister MAY is seeking a new "deep and special" trade relationship with the EU following the UK's exit. However, economists doubt that the UK will be able to preserve the benefits of EU membership without the obligations. The UK is expected to officially leave the EU by the end of March 2019.

Source : CIA

COMPANY SUMMARY

Registered Address

80 Strafford Gate
Potters Bar
Hertfordshire
EN6 1PG

Trading Address

80 Strafford Gate
Potters Bar
Hertfordshire
EN6 1PG

Website Address	-
Company Number	08181890
Telephone Number	01707600080
Fax Number	-
TPS	No
FPS	Yes
Incorporation Date	16/08/2012
Previous Name	-
Type	Private Limited with Share Capital
FTSE Index	-
Date of Change	-
Filing Date of Accounts	19/09/2018
Currency	GBP
Share Capital	£1,000
SIC07	46120
Charity Number	-
SIC07 Description	Agents involved in the sale of fuels, ores, metals and industrial chemicals
Principal Activity	Acting as intermediary agent in the chemical industry.

ADDITIONAL INFORMATION

CCJ's

0 (£0)

No CCJ Information To Display

Ultimate Holding Company	-
Accountant	-
Mortgages	0
Group	0 companies
Linkages	0 companies

DISCLAIMER : This Report is **PRIVATE & CONFIDENTIAL** and it is prepared at the request of and for its use by the Subscriber only. The Subscriber shall use the contents of the Report merely as an aid to its business. Mira Inform Private Limited ("MIPL") has collated information/data in the Report, which have not been verified unless otherwise specifically mentioned in the Report. The Subscriber shall independently verify the accuracy and correctness of the information/data before in any way acting upon the same. MIPL shall not be liable for any harm, injury, loss or damage caused to the Subscriber due to default by the Subscriber's debtors/beneficiaries in fulfilling their obligations of any nature whatsoever. This Report or any of its portion shall not be used as a documentary evidence or otherwise before any investigative agencies or forum of law. This Report is confidential and proprietary to MIPL. The Subscriber and/or any other person(s) may not reproduce, publish or disclose any of the contents of the Report to others without the express authorization of MIPL. This Report is prepared and issued to the Subscriber without any risk, responsibility or liability on the part of MIPL or its officials.

Countries In 0 countries

KEY FINANCIALS

Year to Date	Turnover	Pre Tax Profit	Shareholder	Funds Employees
31.12.2017	£3,050,244	£152,513	£1,063,033	-
31.12.2016	£3,850,894	£192,545	£939,874	-
31.12.2015	£12,894,675	£644,733	£785,838	-

MORTGAGE SUMMARY

Total Mortgage	0
Outstanding	0
Satisfied	0

TRADE DEBTORS / BAD DEBT SUMMARY

Total Number of Documented Trade	0
Total Value of Documented Trade	£0

COMMENTARY

This company has been treated as a Small company.
The latest Balance Sheet indicates a positive net working capital position.
The high debt/equity ratio indicates that assets are funded primarily by creditors rather than equity/reinvested profits.
There has been an increase in shareholders funds compared with the previous balance sheet.
This company trades in an industry with a moderate level of corporate failures.

CCJ

Total Number of Exact CCJs -	0	Total Value of Exact CCJs -	
Total Number of Possible CCJs -	0	Total Value of Possible CCJs -	
Total Number of	0	Total Value of Satisfied	

DISCLAIMER : This Report is **PRIVATE & CONFIDENTIAL** and it is prepared at the request of and for its use by the Subscriber only. The Subscriber shall use the contents of the Report merely as an aid to its business. Mira Inform Private Limited ("MIPL") has collated information/data in the Report, which have not been verified unless otherwise specifically mentioned in the Report. The Subscriber shall independently verify the accuracy and correctness of the information/data before in any way acting upon the same. MIPL shall not be liable for any harm, injury, loss or damage caused to the Subscriber due to default by the Subscriber's debtors/beneficiaries in fulfilling their obligations of any nature whatsoever. This Report or any of its portion shall not be used as a documentary evidence or otherwise before any investigative agencies or forum of law. This Report is confidential and proprietary to MIPL. The Subscriber and/or any other person(s) may not reproduce, publish or disclose any of the contents of the Report to others without the express authorization of MIPL. This Report is prepared and issued to the Subscriber without any risk, responsibility or liability on the part of MIPL or its officials.

Satisfied CCJs -		CCJs -	
Total Number of Writs -	-		

Total Current Directors	3	Total Current Secretaries	0
Total Previous Directors / Company Secretaries	0	Total Person's With Significant Control	1

CURRENT DIRECTORS
















Title	Mr	Function	Director
Name	Christopher Engeham	Nationality	British
Date of Birth	01/1950	Present Appointments	15
Latest Address	80 Strafford Gate, Potters Bar, Hertfordshire	Appointment Date	16/08/2012
Post Code	EN6 1PG		
Title	Mr	Function	Director
Name	Artur Khikhlya	Nationality	Cypriot
Date of Birth	02/1964	Present Appointments	1
Latest Address	Deanna Beach Apts. Block 5 Flat 451, Promachon Eleftherias, Limassol, Agios Athanasios, Limassol	Appointment Date	14/09/2012
Post Code	4103		
Title	Mrs.	Function	Director
Name	Valery Tayim	Nationality	Cypriot
Date of Birth	12/1988	Present Appointments	2
Latest Address	11 38th Street, Kato Polemidia, Limassol, Cyprus	Appointment Date	14/09/2012
Post Code	4152		

CURRENT COMPANY SECRETARY

Top Shareholders

Name	Currency	Share Count	Share Type	Nominal Value	% of Total Share Count
CHRISTOPHER ENGEHAM	GBP	1,000	ORDINARY	1	100

PROFIT & LOSS



	Date Of Accounts	31/12/17	(%)	31/12/16	(%)	31/12/15	(%)	31/12/14	(%)	31/12/13
	Weeks	52	(%)	52	(%)	52	(%)	52	(%)	52
	Currency	GBP	(%)	GBP	(%)	GBP	(%)	GBP	(%)	GBP
	Consolidated A/cs	N	(%)	N	(%)	N	(%)	N	(%)	N
	Turnover	£3,050,244	- 20.8 %	£3,850,894	- 70.1 %	£12,894,675	295%	£3,264,358	-	-
	Export	-	-	-	-	-	-	-	-	-
	Cost of Sales	-	-	-	-	-	-	-	-	-
	Gross Profit	-	-	-	-	-	-	-	-	-
	Wages & Salaries	-	-	-	-	-	-	-	-	-
	Directors Emoluments	-	-	-	-	-	-	-	-	-
	Operating Profit	£152,513	- 20.8 %	£192,545	- 70.1 %	£644,733	295%	£163,218	-	-
	Depreciation	-	-	-	-	-	-	-	-	-
	Audit Fees	-	-	-	-	-	-	-	-	-
	Interest Payments	-	-	-	-	-	-	-	-	-
	Pre Tax Profit	£152,513	- 20.8 %	£192,545	- 70.1 %	£644,733	295%	£163,218	-	-
	Taxation	-£29,354	23.8 %	-£38,509	70.4 %	-£130,009	- 298.3 %	-£32,644	-	-
	Profit After Tax	£123,159	-20%	£154,036	- 70.1 %	£514,724	294.2 %	£130,574	-	-
	Dividends Payable	-	-	-	-	-	-	-	-	-
	Retained Profit	£123,159	-20%	£154,036	- 70.1 %	£514,724	294.2 %	£130,574	-	-

DISCLAIMER : This Report is **PRIVATE & CONFIDENTIAL** and it is prepared at the request of and for its use by the Subscriber only. The Subscriber shall use the contents of the Report merely as an aid to its business. Mira Inform Private Limited ("MIPL") has collated information/data in the Report, which have not been verified unless otherwise specifically mentioned in the Report. The Subscriber shall independently verify the accuracy and correctness of the information/data before in any way acting upon the same. MIPL shall not be liable for any harm, injury, loss or damage caused to the Subscriber due to default by the Subscriber's debtors/beneficiaries in fulfilling their obligations of any nature whatsoever. This Report or any of its portion shall not be used as a documentary evidence or otherwise before any investigative agencies or forum of law. This Report is confidential and proprietary to MIPL. The Subscriber and/or any other person(s) may not reproduce, publish or disclose any of the contents of the Report to others without the express authorization of MIPL. This Report is prepared and issued to the Subscriber without any risk, responsibility or liability on the part of MIPL or its officials.






BALANCE SHEET

	Date Of Accounts	31/12/17	(%)	31/12/16	(%)	31/12/15	(%)	31/12/14	(%)	31/12/13
	Tangible Assets	£343,652	10.5 %	£311,032	471.4 %	£54,433	-	0	-	0
	Intangible Assets	0	-	0	-	0	-	0	-	0
	Total Fixed Assets	£343,652	10.5 %	£311,032	471.4 %	£54,433	-	0	-	0
	Stock	0	-	0	-	0	-	0	-	0
	Trade Debtors	£19,148,304	46.9 %	£13,031,412	18.2 %	£11,024,060	-19.8 %	£13,740,389	448.5 %	£2,505,242
	Cash	£337,993	-88.1 %	£2,830,535	461.2 %	£504,346	-1.3%	£511,045	-10.5 %	£570,858
	Other Debtors	0	-	0	-	0	-100%	£468	-	0
	Miscellaneous Current Assets	0	-	0	-	0	-	0	-	0
	Total Current Assets	£19,486,297	22.8 %	£15,861,947	37.6 %	£11,528,406	-19.1 %	£14,251,902	363.3 %	£3,076,100
	Trade Creditors	£15,102,769	180.8 %	£5,378,650	-21%	£6,809,948	-25.4 %	£9,133,599	999.9 %	£53,260
	Bank Loans & Overdrafts	0	-	0	-	0	-	0	-	0
	Other Short Term Finance	0	-	0	-	0	-	0	-	0
	Miscellaneous Current Liabilities	£89,413	8.2%	£82,636	-93.5 %	£1,269,173	418.4 %	£244,831	-	0
	Total Current Liabilities	£15,192,182	178.2 %	£5,461,286	-32.4 %	£8,079,121	-13.9 %	£9,378,430	999.9 %	£53,260
	Bank Loans & Overdrafts	£3,574,734	-63.4 %	£9,771,819	259.5 %	£2,717,880	-40.9 %	£4,602,358	59.7 %	£2,882,300






DISCLAIMER : This Report is **PRIVATE & CONFIDENTIAL** and it is prepared at the request of and for its use by the Subscriber only. The Subscriber shall use the contents of the Report merely as an aid to its business. Mira Inform Private Limited ("MIPL") has collated information/data in the Report, which have not been verified unless otherwise specifically mentioned in the Report. The Subscriber shall independently verify the accuracy and correctness of the information/data before in any way acting upon the same. MIPL shall not be liable for any harm, injury, loss or damage caused to the Subscriber due to default by the Subscriber's debtors/beneficiaries in fulfilling their obligations of any nature whatsoever. This Report or any of its portion shall not be used as a documentary evidence or otherwise before any investigative agencies or forum of law. This Report is confidential and proprietary to MIPL. The Subscriber and/or any other person(s) may not reproduce, publish or disclose any of the contents of the Report to others without the express authorization of MIPL. This Report is prepared and issued to the Subscriber without any risk, responsibility or liability on the part of MIPL or its officials.

	and LTL										
	Other Long Term Finance	0	-	0	-	0	-	100%	£4,602,358	-	0
	Total Long Term Liabilities	£3,574,734	-	£9,771,819	259.5%	£2,717,880	-	40.9%	£4,602,358	59.7%	£2,882,300

CAPITAL & RESERVES





	Date Of Accounts	31/12/17	(%)	31/12/16	(%)	31/12/15	(%)	31/12/14	(%)	31/12/13
	Called Up Share Capital	£1,000	-	£1,000	-	£1,000	-	£1,000	-	£1,000
	P & L Account Reserve	£1,062,033	13.1%	£938,874	19.6%	£784,838	190.6%	£270,114	93.6%	£139,540
	Revaluation Reserve	-	-	-	-	-	-	-	-	-
	Sundry Reserves	-	-	-	-	-	-	-	-	-
	Shareholder Funds	£1,063,033	13.1%	£939,874	19.6%	£785,838	189.9%	£271,114	92.9%	£140,540

OTHER FINANCIAL ITEMS



	Date Of Accounts	31/12/17	(%)	31/12/16	(%)	31/12/15	(%)	31/12/14	(%)	31/12/13
	Net Worth	£1,063,033	13.1%	£939,874	19.6%	£785,838	189.9%	£271,114	92.9%	£140,540
	Working Capital	£4,294,115	-	£10,400,661	201.5%	£3,449,285	-	£4,873,472	61.2%	£3,022,840
	Total Assets	£19,829,949	22.6%	£16,172,979	39.6%	£11,582,839	-	£14,251,902	363.3%	£3,076,100
	Total Liabilities	£18,766,916	23.2%	£15,233,105	41.1%	£10,797,001	-	£13,980,788	376.3%	£2,935,560
	Net Assets	£1,063,033	13.1%	£939,874	19.6%	£785,838	189.9%	£271,114	92.9%	£140,540

DISCLAIMER : This Report is **PRIVATE & CONFIDENTIAL** and it is prepared at the request of and for its use by the Subscriber only. The Subscriber shall use the contents of the Report merely as an aid to its business. Mira Inform Private Limited ("MIPL") has collated information/data in the Report, which have not been verified unless otherwise specifically mentioned in the Report. The Subscriber shall independently verify the accuracy and correctness of the information/data before in any way acting upon the same. MIPL shall not be liable for any harm, injury, loss or damage caused to the Subscriber due to default by the Subscriber's debtors/beneficiaries in fulfilling their obligations of any nature whatsoever. This Report or any of its portion shall not be used as a documentary evidence or otherwise before any investigative agencies or forum of law. This Report is confidential and proprietary to MIPL. The Subscriber and/or any other person(s) may not reproduce, publish or disclose any of the contents of the Report to others without the express authorization of MIPL. This Report is prepared and issued to the Subscriber without any risk, responsibility or liability on the part of MIPL or its officials.




CASH FLOW

	Date Of Accounts	31/12/17	(%)	31/12/16	(%)	31/12/15	(%)	31/12/14	(%)	31/12/13
	Net Cashflow from Operations	-	-	-	-	-	-	-	-	-
	Net Cashflow before Financing	-	-	-	-	-	-	-	-	-
	Net Cashflow from Financing	-	-	-	-	-	-	-	-	-
	Increase in Cash	-	-	-	-	-	-	-	-	-












MISCELLANEOUS

	Date Of Accounts	31/12/17	(%)	31/12/16	(%)	31/12/15	(%)	31/12/14	(%)	31/12/13
	Contingent Liability	NO	-	NO	-	NO	-	NO	-	NO
	Capital Employed	£4,637,767	-56.7%	£10,711,693	205.7%	£3,503,718	-28.1%	£4,873,472	61.2%	£3,022,840
	Number of Employees	-	-	-	-	-	-	-	-	-
	Accountants									
	Auditors	ATHOS FOUTTIS & CO LTD								
	Auditor Comments	The audit report contains no adverse comments								
	Bankers									
	Bank Branch Code									

RATIOS

	Date Of Accounts	31/12/17	31/12/16	31/12/15	31/12/14	31/12/13
	Pre-tax profit margin %	5	5	5	5	-
	Current ratio	1.28	2.90	1.43	1.52	57.76
	Sales/Net Working Capital	0.71	0.37	3.74	0.67	-

DISCLAIMER : This Report is **PRIVATE & CONFIDENTIAL** and it is prepared at the request of and for its use by the Subscriber only. The Subscriber shall use the contents of the Report merely as an aid to its business. Mira Inform Private Limited ("MIPL") has collated information/data in the Report, which have not been verified unless otherwise specifically mentioned in the Report. The Subscriber shall independently verify the accuracy and correctness of the information/data before in any way acting upon the same. MIPL shall not be liable for any harm, injury, loss or damage caused to the Subscriber due to default by the Subscriber's debtors/beneficiaries in fulfilling their obligations of any nature whatsoever. This Report or any of its portion shall not be used as a documentary evidence or otherwise before any investigative agencies or forum of law. This Report is confidential and proprietary to MIPL. The Subscriber and/or any other person(s) may not reproduce, publish or disclose any of the contents of the Report to others without the express authorization of MIPL. This Report is prepared and issued to the Subscriber without any risk, responsibility or liability on the part of MIPL or its officials.

	Gearing %	336.30	1039.70	345.90	1697.60	2050.90
	Equity in %	5.40	5.80	6.80	1.90	4.60
	Creditor Days	1802.28	508.40	192.23	1018.46	-
	Debtor Days	2285.05	1231.77	311.19	1532.15	-
	Liquidity/Acid Test	1.28	2.90	1.42	1.51	57.75
	Return On Capital Employed %	3.28	1.79	18.40	3.34	-
	Return On Total Assets Employed %	0.76	1.19	5.56	1.14	-
	Current Debt Ratio	14.29	5.81	10.28	34.59	0.37
	Total Debt Ratio	17.65	16.20	13.73	51.56	20.88
	Stock Turnover Ratio %	-	-	-	-	-
	Return on Net Assets Employed %	14.34	20.48	82.04	60.20	-

Report Notes

There are no notes to display.

Status History

No Status History found

***EVENT HISTORY**

Date	Description
24/09/2018	New Accounts Filed
24/09/2018	New Accounts Filed
05/03/2018	Confirmation Statement
01/09/2017	New Accounts Filed
01/09/2017	New Accounts Filed
29/03/2017	Annual Returns
27/08/2016	Annual Returns
24/08/2016	New Accounts Filed
24/08/2016	New Accounts Filed
30/09/2015	New Accounts Filed
28/08/2015	Annual Returns
05/09/2014	Annual Returns
10/05/2014	New Accounts Filed
21/08/2013	Annual Returns
21/09/2012	New Board Member Ms V. Tayim appointed

Previous Company Names

No Previous Names found

DISCLAIMER : This Report is **PRIVATE & CONFIDENTIAL** and it is prepared at the request of and for its use by the Subscriber only. The Subscriber shall use the contents of the Report merely as an aid to its business. Mira Inform Private Limited ("MIPL") has collated information/data in the Report, which have not been verified unless otherwise specifically mentioned in the Report. The Subscriber shall independently verify the accuracy and correctness of the information/data before in any way acting upon the same. MIPL shall not be liable for any harm, injury, loss or damage caused to the Subscriber due to default by the Subscriber's debtors/beneficiaries in fulfilling their obligations of any nature whatsoever. This Report or any of its portion shall not be used as a documentary evidence or otherwise before any investigative agencies or forum of law. This Report is confidential and proprietary to MIPL. The Subscriber and/or any other person(s) may not reproduce, publish or disclose any of the contents of the Report to others without the express authorization of MIPL. This Report is prepared and issued to the Subscriber without any risk, responsibility or liability on the part of MIPL or its officials.

OPTIMA CHEMICAL LTD - 533073

PAGE NO. : 12

Writ Details

No writs found

Statistics

Group	-
Linkages	0 companies
Countries	In 0 countries

Summary

Holding Company	-
Ownership Status	
Ultimate Holding Company	-

Group StructureFull

No Group Structure

PREVIOUS DIRECTOR/COMPANY SECRETARIES

No Previous Director Details

Total Persons With Significant Control	1	Total Statements	0
Active	1	Active	0
Ceased	0	Ceased	0

ACTIVE PERSONS WITH SIGNIFICANT CONTROL

Name	Mr Artur Khikhlya	Kind	Individual Person With Significant Control
Address	80 Strafford Gate, Potters Bar, Hertfordshire	Country Of Residence	Cyprus
Post Code	EN6 1PG	Nationality	Cypriot
Date of Birth	02/1964	Notified On	06/04/2016
Nature Of Control	Ownership of shares - above 75%		

Ceased Persons With Significant Control

No Ceased Persons With Significant Control To Display

Active Statements

No Active Statements To Display

Ceased Statements

No Ceased Statements To Display

DISCLAIMER : This Report is **PRIVATE & CONFIDENTIAL** and it is prepared at the request of and for its use by the Subscriber only. The Subscriber shall use the contents of the Report merely as an aid to its business. Mira Inform Private Limited ("MIPL") has collated information/data in the Report, which have not been verified unless otherwise specifically mentioned in the Report. The Subscriber shall independently verify the accuracy and correctness of the information/data before in any way acting upon the same. MIPL shall not be liable for any harm, injury, loss or damage caused to the Subscriber due to default by the Subscriber's debtors/beneficiaries in fulfilling their obligations of any nature whatsoever. This Report or any of its portion shall not be used as a documentary evidence or otherwise before any investigative agencies or forum of law. This Report is confidential and proprietary to MIPL. The Subscriber and/or any other person(s) may not reproduce, publish or disclose any of the contents of the Report to others without the express authorization of MIPL. This Report is prepared and issued to the Subscriber without any risk, responsibility or liability on the part of MIPL or its officials.

FOREIGN EXCHANGE RATES

Currency	Unit	Indian Rupees
US Dollar	1	INR 73.58
UK Pound	1	INR 95.88
Euro	1	INR 84.70
GBP	1	INR 96.93

Note : Above are approximate rates obtained from sources believed to be correct

INFORMATION DETAILS

Analysis Done by :	VIVR
Report Prepared by :	TPT

DISCLAIMER : This Report is **PRIVATE & CONFIDENTIAL** and it is prepared at the request of and for its use by the Subscriber only. The Subscriber shall use the contents of the Report merely as an aid to its business. Mira Inform Private Limited ("MIPL") has collated information/data in the Report, which have not been verified unless otherwise specifically mentioned in the Report. The Subscriber shall independently verify the accuracy and correctness of the information/data before in any way acting upon the same. MIPL shall not be liable for any harm, injury, loss or damage caused to the Subscriber due to default by the Subscriber's debtors/beneficiaries in fulfilling their obligations of any nature whatsoever. This Report or any of its portion shall not be used as a documentary evidence or otherwise before any investigative agencies or forum of law. This Report is confidential and proprietary to MIPL. The Subscriber and/or any other person(s) may not reproduce, publish or disclose any of the contents of the Report to others without the express authorization of MIPL. This Report is prepared and issued to the Subscriber without any risk, responsibility or liability on the part of MIPL or its officials.

RATING EXPLANATIONS

Credit Rating	Explanation	Rating Comments
A++	Minimum Risk	Business dealings permissible with minimum risk of default
A+	Low Risk	Business dealings permissible with low risk of default
A	Acceptable Risk	Business dealings permissible with moderate risk of default
B	Medium Risk	Business dealings permissible on a regular monitoring basis
C	Medium High Risk	Business dealings permissible preferably on secured basis
D	High Risk	Business dealing not recommended or on secured terms only
NB	New Business	No recommendation can be done due to business in infancy stage
NT	No Trace	No recommendation can be done as the business is not traceable

NB is stated where there is insufficient information to facilitate rating. However, it is not to be considered as unfavourable.

This score serves as a reference to assess SC's credit risk and to set the amount of credit to be extended. It is calculated from a composite of weighted scores obtained from each of the major sections of this report. The assessed factors are as follows:

- Financial condition covering various ratios
- Company background and operations size
- Promoters / Management background
- Payment record
- Litigation against the subject
- Industry scenario / competitor analysis
- Supplier / Customer / Banker review (wherever available)