

## MIRA INFORM REPORT

<b>Report No. :</b>	533104
<b>Report Date :</b>	08.10.2018

### IDENTIFICATION DETAILS

<b>Name :</b>	RAWALWASIA TEXTILE INDUSTRIES PRIVATE LIMITED
<b>Registered Office :</b>	Office No. 104, 1st Floor, Raghuvir Textile Mall, Aai Mata Road, Dhumbhal, Parvat Patia, Surat - 395010, Gujarat
<b>Tel. No.:</b>	91-261-2705000 / 4110023
<b>Country :</b>	India
<b>Financials (as on) :</b>	31.03.2017
<b>Date of Incorporation :</b>	27.01.1988
<b>Capital Investment / Paid-up Capital :</b>	INR 25.582 Million
<b>CIN No.:</b> [Company Identification No.]	U17110GJ1988PTC010302
<b>PAN No.:</b> [Permanent Account No.]	AABCR1216P
<b>GSTN :</b> [Goods & Service Tax Registration No.]	Not Divulged
<b>Legal Form :</b>	Private Limited Liability Company
<b>Line of Business :</b>	<ul style="list-style-type: none"> <li>• Trader of Coal, Lignite and Peat, etc. [Registered Activity]</li> <li>• Manufacturer, Trader and Dealers of Natural and Synthetic and Man-Made Fibre Cloth and Yarns including Cotton, Jute, Silk, Wool, Hemp, Flax, Nylon and Polyester. (As per Memorandum of Association)</li> </ul>
<b>No. of Employees :</b>	Information denied by the management

### RATING & COMMENTS

(Mira Inform has adopted New Rating mechanism w.e.f. 23<sup>rd</sup> January 2017)

**DISCLAIMER :** This Report is **PRIVATE & CONFIDENTIAL** and it is prepared at the request of and for its use by the Subscriber only. The Subscriber shall use the contents of the Report merely as an aid to its business. Mira Inform Private Limited ("MIPL") has collated information/data in the Report, which have not been verified unless otherwise specifically mentioned in the Report. The Subscriber shall independently verify the accuracy and correctness of the information/data before in any way acting upon the same. MIPL shall not be liable for any harm, injury, loss or damage caused to the Subscriber due to default by the Subscriber's debtors/beneficiaries in fulfilling their obligations of any nature whatsoever. This Report or any of its portion shall not be used as a documentary evidence or otherwise before any investigative agencies or forum of law. This Report is confidential and proprietary to MIPL. The Subscriber and/or any other person(s) may not reproduce, publish or disclose any of the contents of the Report to others without the express authorization of MIPL. This Report is prepared and issued to the Subscriber without any risk, responsibility or liability on the part of MIPL or its officials.

<b>MIRA's Rating :</b>	A
------------------------	---

Credit Rating	Explanation	Rating Comments
A	Acceptable Risk	Business dealings permissible with moderate risk of default

<b>Maximum Credit Limit :</b>	USD 238000
<b>Status :</b>	Satisfactory
<b>Payment Behaviour :</b>	Usually correct
<b>Litigation :</b>	Clear
<b>Comments :</b>	<p>Subject was incorporated in the year 1988 and it is engaged as a Manufacturer, Exporter and trader of textile products.</p> <p>For the financial year 2017, the company has achieved decent growth in its revenue as compared to its previous year but it has reported thin profit margin during the year.</p> <p>The company possesses satisfactory financial risk profile marked by adequate net worth base and comfortable debt protection metrics.</p> <p>Rating continues to derive strength from its long and established track record of its business operations and well experienced management team.</p> <p>However, these rating strengths gets partially offset due to its presence in highly competitive industry.</p> <p>Payment seems to be usually correct.</p> <p>In view of aforesaid, the company can be considered for business dealings at usual trade terms and conditions.</p>

**NOTES:**

Any query related to this report can be made on e-mail: [infodept@mirainform.com](mailto:infodept@mirainform.com) while quoting report number, name and date.

**ECGC Country Risk Classification List**

Country Name	Previous Rating (31.12.2017)	Current Rating (01.04.2018)
India	A1	A1

Risk Category	ECGC Classification
Insignificant	A1
Low Risk	A2

**DISCLAIMER :** This Report is **PRIVATE & CONFIDENTIAL** and it is prepared at the request of and for its use by the Subscriber only. The Subscriber shall use the contents of the Report merely as an aid to its business. Mira Inform Private Limited ("MIPL") has collated information/data in the Report, which have not been verified unless otherwise specifically mentioned in the Report. The Subscriber shall independently verify the accuracy and correctness of the information/data before in any way acting upon the same. MIPL shall not be liable for any harm, injury, loss or damage caused to the Subscriber due to default by the Subscriber's debtors/beneficiaries in fulfilling their obligations of any nature whatsoever. This Report or any of its portion shall not be used as a documentary evidence or otherwise before any investigative agencies or forum of law. This Report is confidential and proprietary to MIPL. The Subscriber and/or any other person(s) may not reproduce, publish or disclose any of the contents of the Report to others without the express authorization of MIPL. This Report is prepared and issued to the Subscriber without any risk, responsibility or liability on the part of MIPL or its officials.

Moderately Low Risk	B1
Moderate Risk	B2
Moderately High Risk	C1
High Risk	C2
Very High Risk	D

**EXTERNAL AGENCY RATING**

<b>Rating Agency Name</b>	CARE
<b>Rating</b>	Long term bank facilities (Issuer not cooperating) = BB-
<b>Rating Explanation</b>	Moderate risk of default
<b>Date</b>	19.03.2018

<b>Rating Agency Name</b>	CARE
<b>Rating</b>	Short term bank facilities (Issuer not cooperating) = A4
<b>Rating Explanation</b>	Minimal degree of safety and very high credit risk
<b>Date</b>	19.03.2018

**RBI DEFAULTERS' LIST STATUS**

Subject's name is not enlisted as a defaulter in the publicly available RBI Defaulters' list.

**EPF (Employee Provident Fund) DEFAULTERS' LIST STATUS**

Subject's name is not enlisted as a defaulter in the publicly available EPF (Employee Provident Fund) Defaulters' list as of 31-03-2018.

**BIFR (Board for Industrial & Financial Reconstruction) LISTING STATUS**

Subject's name is not listed as a Sick Unit in the publicly available BIFR (Board for Industrial & Financial Reconstruction) list as of 08.10.2018

**IBBI (Insolvency and Bankruptcy Board of India) LISTING STATUS**

Subject's name is not listed in the publicly available IBBI (Insolvency and Bankruptcy Board of India) list as of report date.

**INFORMATION DENIED**

**Management Non-Cooperative (91-261-2705000 / 4110023)**

**DISCLAIMER** : This Report is **PRIVATE & CONFIDENTIAL** and it is prepared at the request of and for its use by the Subscriber only. The Subscriber shall use the contents of the Report merely as an aid to its business. Mira Inform Private Limited ("MIPL") has collated information/data in the Report, which have not been verified unless otherwise specifically mentioned in the Report. The Subscriber shall independently verify the accuracy and correctness of the information/data before in any way acting upon the same. MIPL shall not be liable for any harm, injury, loss or damage caused to the Subscriber due to default by the Subscriber's debtors/beneficiaries in fulfilling their obligations of any nature whatsoever. This Report or any of its portion shall not be used as a documentary evidence or otherwise before any investigative agencies or forum of law. This Report is confidential and proprietary to MIPL. The Subscriber and/or any other person(s) may not reproduce, publish or disclose any of the contents of the Report to others without the express authorization of MIPL. This Report is prepared and issued to the Subscriber without any risk, responsibility or liability on the part of MIPL or its officials.

**LOCATIONS**

<b>Registered Office :</b>	Office No. 104, 1st Floor, Raghuvir Textile Mall, Aai Mata Road, Dhumbhal, Parvat Patia, Surat - 395010, Gujarat, India
<b>Tel. No.:</b>	91-261-2705000 / 4110023
<b>Fax No.:</b>	Not Available
<b>E-Mail :</b>	<a href="mailto:rawaloffice@yahoo.com">rawaloffice@yahoo.com</a>

**DIRECTORS**

**AS ON 31.03.2018**

<b>Name :</b>	Mr. Samir Agarwal
<b>Designation :</b>	Managing Director
<b>Address :</b>	601, Rushab Apartment, Krushi Farm Road, B/h. Kakadia Complex, Ghod Dod, SVR College, Surat - 395007, Gujarat, India
<b>Date of Appointment :</b>	18.09.2002
<b>DIN No.:</b>	00056249

**Other Directorship:**

CIN/FCRN	Company Name	Begin Date	End Date
U17110GJ1988PTC010580	SOLARTEX INDIA PRIVATE LIMITED	18/09/2002	-
U51219GJ1989PTC096760	KAUSHIK ENTERPRISES PVT LTD	08/01/2013	-
U65993GJ1990PTC072725	SUHANI JEWEL PRIVATE LIMITED	08/05/2015	-
U52602GJ2006PTC048594	RAMESHWARAM TRADERS PRIVATE LIMITED	03/04/2010	-
U17120GJ2009PTC056395	SHALIGRAM INDUSTRIES PRIVATE LIMITED	03/07/2009	-
U45209GJ2007PTC050963	SURAT INTEGRATED TEXTILE PARK PRIVATE LIMITED	28/05/2007	-
U72900GJ2016PTC091818	RAWAL INFOCOM PRIVATE LIMITED	04/05/2016	-

<b>Name :</b>	Mr. Dinesh Dayama
<b>Designation :</b>	Director
<b>Address :</b>	A-701, Bhagwati Krupa Apartment, Near Bhatar Char Rasta, Bhatar, Althan, Surat – 395017, Gujarat, India
<b>Date of Appointment :</b>	08.05.2014
<b>DIN No.:</b>	06864002

**Other Directorship:**

CIN/FCRN	Company Name	Begin Date	End Date
U17110GJ1988PTC010580	SOLARTEX INDIA PRIVATE LIMITED	03/11/2014	-
U51219GJ1989PTC096760	KAUSHIK ENTERPRISES PVT LTD	03/11/2014	-
U17120GJ2009PTC056395	SHALIGRAM INDUSTRIES PRIVATE LIMITED	23/02/2015	-

**MAJOR SHAREHOLDERS**

**DISCLAIMER :** This Report is **PRIVATE & CONFIDENTIAL** and it is prepared at the request of and for its use by the Subscriber only. The Subscriber shall use the contents of the Report merely as an aid to its business. Mira Inform Private Limited ("MIPL") has collated information/data in the Report, which have not been verified unless otherwise specifically mentioned in the Report. The Subscriber shall independently verify the accuracy and correctness of the information/data before in any way acting upon the same. MIPL shall not be liable for any harm, injury, loss or damage caused to the Subscriber due to default by the Subscriber's debtors/beneficiaries in fulfilling their obligations of any nature whatsoever. This Report or any of its portion shall not be used as a documentary evidence or otherwise before any investigative agencies or forum of law. This Report is confidential and proprietary to MIPL. The Subscriber and/or any other person(s) may not reproduce, publish or disclose any of the contents of the Report to others without the express authorization of MIPL. This Report is prepared and issued to the Subscriber without any risk, responsibility or liability on the part of MIPL or its officials.

**AS ON 31.03.2017**

<b>Names of Shareholders</b>	<b>No. of Shares</b>
Suhani Jewels Private Limited	45000
Kaushik Enterprises Private Limited	135500
Glorious Synthetics Private Limited	26200
Samiragarwal	1256555
Solartex (India) Private Limited	75000
Rawalwasia Synthetics Private Limited	75000
Sweta Agarwal	197750
Archana Agarwal	197420
Mamta Agarwal	196445
Hiteshmittal	99500
Anantnath Construction Private Limited	99500
Satchidanand Construction Private Limited	99500
Anitagupta	54700
Hanuman Prasad Agarwal	100
<b>Total</b>	<b>2558170</b>

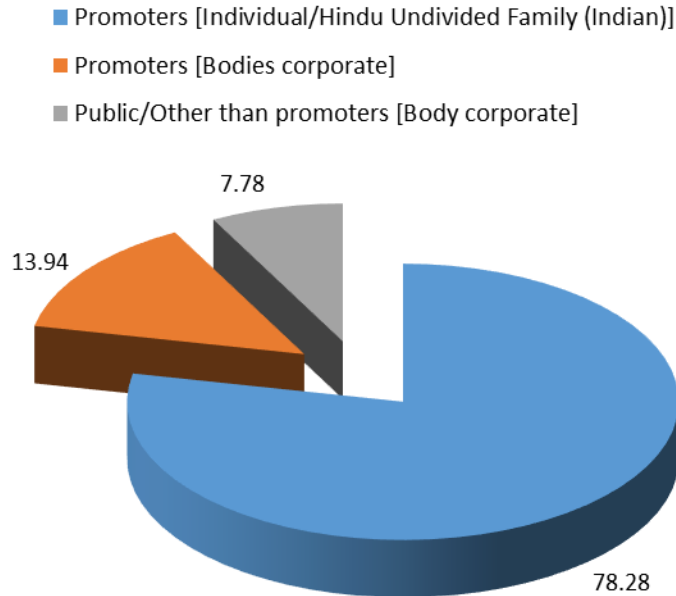
**Equity Share Break up (Percentage of Total Equity)**

**AS ON 29.09.2017**

<b>Category</b>	<b>Percentage</b>
Promoters [Individual/Hindu Undivided Family (Indian)]	78.28
Promoters [Bodies corporate]	13.94
Public/Other than promoters [Body corporate]	7.78
<b>Total</b>	<b>100.00</b>

**DISCLAIMER** : This Report is **PRIVATE & CONFIDENTIAL** and it is prepared at the request of and for its use by the Subscriber only. The Subscriber shall use the contents of the Report merely as an aid to its business. Mira Inform Private Limited ("MIPL") has collated information/data in the Report, which have not been verified unless otherwise specifically mentioned in the Report. The Subscriber shall independently verify the accuracy and correctness of the information/data before in any way acting upon the same. MIPL shall not be liable for any harm, injury, loss or damage caused to the Subscriber due to default by the Subscriber's debtors/beneficiaries in fulfilling their obligations of any nature whatsoever. This Report or any of its portion shall not be used as a documentary evidence or otherwise before any investigative agencies or forum of law. This Report is confidential and proprietary to MIPL. The Subscriber and/or any other person(s) may not reproduce, publish or disclose any of the contents of the Report to others without the express authorization of MIPL. This Report is prepared and issued to the Subscriber without any risk, responsibility or liability on the part of MIPL or its officials.

### Share holding pattern



### BUSINESS DETAILS

<b>Line of Business :</b>	<ul style="list-style-type: none"> <li>• Trader of Coal, Lignite and Peat, etc. [Registered Activity]</li> <li>• Manufacturer, Trader and Dealers of Natural and Synthetic and Man-Made Fibre Cloth and Yarns including Cotton, Jute, Silk, Wool, Hemp, Flax, Nylon and Polyester. (As per Memorandum of Association)</li> </ul>	
<b>Products / Services :</b>	<b>Name and Description of main products / services</b>	<b>ITC Code</b>
	Coal & Lignite; Peat	99611911
<b>Brand Names :</b>	Not Available	
<b>Agencies Held :</b>	Not Available	
<b>Exports :</b>	Not Divulged	
<b>Imports :</b>	Not Divulged	
<b>Terms :</b>	Not Divulged	

**DISCLAIMER :** This Report is **PRIVATE & CONFIDENTIAL** and it is prepared at the request of and for its use by the Subscriber only. The Subscriber shall use the contents of the Report merely as an aid to its business. Mira Inform Private Limited ("MIPL") has collated information/data in the Report, which have not been verified unless otherwise specifically mentioned in the Report. The Subscriber shall independently verify the accuracy and correctness of the information/data before in any way acting upon the same. MIPL shall not be liable for any harm, injury, loss or damage caused to the Subscriber due to default by the Subscriber's debtors/beneficiaries in fulfilling their obligations of any nature whatsoever. This Report or any of its portion shall not be used as a documentary evidence or otherwise before any investigative agencies or forum of law. This Report is confidential and proprietary to MIPL. The Subscriber and/or any other person(s) may not reproduce, publish or disclose any of the contents of the Report to others without the express authorization of MIPL. This Report is prepared and issued to the Subscriber without any risk, responsibility or liability on the part of MIPL or its officials.

**PRODUCTION STATUS – (NOT AVAILABLE)**

**GENERAL INFORMATION**

<b>Suppliers :</b>	<b>Reference :</b>	Not Divulged
	<b>Name of the Person :</b>	--
	<b>Contact No.:</b>	--
	<b>Since How Long Known :</b>	--
	<b>Maximum Limit Dealt :</b>	--
	<b>Experience :</b>	--
	<b>Remark :</b>	--
<b>Customers :</b>	<b>Reference :</b>	Not Divulged
	<b>Name of the Person :</b>	--
	<b>Contact No.:</b>	--
	<b>Since How Long Known :</b>	--
	<b>Maximum Limit Dealt :</b>	--
	<b>Experience :</b>	--
	<b>Remark :</b>	--
<b>No. of Employees :</b>	Information denied by the management	
<b>Bankers :</b>	<b>Banker Name :</b>	Bank of Baroda
	<b>Branch :</b>	Textile Market Branch, Ring Road, Surat - 395002, Gujarat, India
	<b>Person Name (With Designation) :</b>	--
	<b>Contact Number :</b>	--
	<b>Name of Account Holder :</b>	--
	<b>Account Number :</b>	--
	<b>Account Since (Date/Year of Account Opening) :</b>	--
	<b>Average Balance Maintained :</b>	--
	<b>Credit Facilities Enjoyed (CC/OD/Term Loan) :</b>	--
	<b>Account Operation :</b>	--
<b>Remark :</b>	--	

Facilities :	<b>SECURED LOANS</b>	<b>31.03.2017 INR In Million</b>	<b>31.03.2016 INR In Million</b>
	<b>LONG TERM BORROWINGS</b>		
	Car Loan from ICICI Bank	0.253	0.372
	<b>SHORT TERM BORROWINGS</b>		
	Working capital facilities from scheduled bank	144.597	95.558
	<b>Total</b>	<b>144.850</b>	<b>95.930</b>
<b>Note :</b>			
<b>Long Term Borrowings</b>			
<b>Car loan from bank are secured by :</b> Hypothecation of respective asset purchased out of the proceeds received.			
<b>Terms of Repayment</b>			
	<b>Particular</b>	<b>Amount in Million O/s 31.03.2016</b>	<b>Repayment terms</b>
	Car Loan from ICICI Bank	0.381	60 equal monthly installment of INR 0.013 Million commencing from January 13,2015
	<b>Particular</b>	<b>Amount in Million O/s 31.03.2015</b>	<b>Repayment terms</b>
	Car Loan from ICICI Bank	0.497	60 equal monthly installment of INR 0.013 Million commencing from January 13,2015
<b>Short Term Borrowings</b>			
<b>Nature of security</b>			
<b>Primary Security</b> First charge in favor of Bank of Baroda over te entire current assets of the company. Both present and future.			
<b>Collateral Security</b> Second charge, in favor of Bank of Baroda on the entire fixed assets of the company (excluding vehicle purchase under the hire purchase).			

<b>Auditors :</b>	
<b>Name :</b>	L.P.Nahata and Company Chartered Accountants
<b>Address :</b>	424, Ajanta Shopping Centre, Ring Road, Surat – 395002, Gujarat, India
<b>PAN No.:</b>	AANPN0582H
<b>Memberships No :</b>	142035
<b>Memberships :</b>	Not Available
<b>Collaborators :</b>	Not Available
<b>Related parties :</b>	<ul style="list-style-type: none"> <li>• Shaligram Transport</li> <li>• Suhani Jewels Private Limited</li> <li>• Solartex (India) Private Limited</li> <li>• Rawalwasia Global PTE Limited</li> </ul>

**CAPITAL STRUCTURE**

**AS ON 29.09.2017**

**Authorised Capital :**

No. of Shares	Type	Value	Amount
2600000	Equity Shares	INR 10/- each	INR 26.000 Million

**Issued, Subscribed & Paid-up Capital :**

No. of Shares	Type	Value	Amount
2558170	Equity Shares	INR 10/- each	INR 25.582 Million

**FINANCIAL DATA**  
*[all figures are in INR Million]*

**ABRIDGED BALANCE SHEET**

<b>SOURCES OF FUNDS</b>	<b>31.03.2017</b>	<b>31.03.2016</b>	<b>31.03.2015</b>
<b>I. EQUITY AND LIABILITIES</b>			
(1) Shareholders' Funds			
(a) Share Capital	25.582	19.998	19.998
(b) Reserves & Surplus	57.733	40.206	35.980
(c) Money received against share warrants	0.000	0.000	0.000
(2) Share Application money pending allotment	0.000	0.000	0.000
<b>Total Shareholders' Funds (1) + (2)</b>	<b>83.315</b>	<b>60.204</b>	<b>55.978</b>
(3) Non-Current Liabilities			
(a) long-term borrowings	50.980	2.405	46.730
(b) Deferred tax liabilities (Net)	0.178	0.184	0.154
(c) Other long term liabilities	0.000	25.599	0.000
(d) long-term provisions	0.000	0.000	0.000
<b>Total Non-current Liabilities (3)</b>	<b>51.158</b>	<b>28.188</b>	<b>46.884</b>
(4) Current Liabilities			
(a) Short term borrowings	144.597	95.558	60.650
(b) Trade payables	142.746	106.667	56.967
(c) Other current liabilities	26.898	18.186	42.283
(d) Short-term provisions	0.000	0.000	8.885
<b>Total Current Liabilities (4)</b>	<b>314.241</b>	<b>220.411</b>	<b>168.785</b>
<b>TOTAL</b>	<b>448.714</b>	<b>308.803</b>	<b>271.647</b>
<b>II. ASSETS</b>			
(1) Non-current assets			
(a) Fixed Assets			
(i) Tangible assets	2.575	3.102	2.304
(ii) Intangible Assets	0.000	0.000	0.000
(iii) Capital work-in-progress	0.000	0.000	0.000
(iv) Intangible assets under development	0.000	0.000	0.000
(b) Non-current Investments	0.000	0.000	0.000
(c) Deferred tax assets (net)	0.000	0.000	0.000
(d) Long-term Loan and Advances	1.353	1.310	5.110
(e) Other Non-current assets	0.000	0.000	0.000
<b>Total Non-Current Assets</b>	<b>3.928</b>	<b>4.412</b>	<b>7.414</b>
(2) Current assets			

**DISCLAIMER** : This Report is **PRIVATE & CONFIDENTIAL** and it is prepared at the request of and for its use by the Subscriber only. The Subscriber shall use the contents of the Report merely as an aid to its business. Mira Inform Private Limited ("MIPL") has collated information/data in the Report, which have not been verified unless otherwise specifically mentioned in the Report. The Subscriber shall independently verify the accuracy and correctness of the information/data before in any way acting upon the same. MIPL shall not be liable for any harm, injury, loss or damage caused to the Subscriber due to default by the Subscriber's debtors/beneficiaries in fulfilling their obligations of any nature whatsoever. This Report or any of its portion shall not be used as a documentary evidence or otherwise before any investigative agencies or forum of law. This Report is confidential and proprietary to MIPL. The Subscriber and/or any other person(s) may not reproduce, publish or disclose any of the contents of the Report to others without the express authorization of MIPL. This Report is prepared and issued to the Subscriber without any risk, responsibility or liability on the part of MIPL or its officials.

(a) Current investments	0.000	0.000	0.000
(b) Inventories	34.512	20.406	11.292
(c) Trade receivables	257.146	255.706	233.738
(d) Cash and cash equivalents	39.339	12.026	11.085
(e) Short-term loans and advances	113.789	16.253	8.118
(f) Other current assets	0.000	0.000	0.000
<b>Total Current Assets</b>	<b>444.786</b>	<b>304.391</b>	<b>264.233</b>
<b>TOTAL</b>	<b>448.714</b>	<b>308.803</b>	<b>271.647</b>

**PROFIT & LOSS ACCOUNT**

PARTICULARS	31.03.2017	31.03.2016	31.03.2015
<b>SALES</b>			
Income	731.615	665.137	818.795
Other Income	10.944	1.918	4.187
<b>TOTAL</b>	<b>742.559</b>	<b>667.055</b>	<b>822.982</b>
<b>Less EXPENSES</b>			
Purchases of Stock-in-Trade	718.312	622.525	764.356
Changes in inventories of finished goods, work-in-progress and Stock-in-Trade	(14.106)	(9.114)	(8.415)
Employees benefits expense	8.928	6.638	4.860
Other expenses	13.303	36.965	32.259
<b>TOTAL</b>	<b>726.437</b>	<b>657.014</b>	<b>793.060</b>
<b>PROFIT/ (LOSS) BEFORE INTEREST, TAX, DEPRECIATION AND AMORTISATION</b>	<b>16.122</b>	<b>10.041</b>	<b>29.922</b>
<b>Less FINANCIAL EXPENSES</b>	<b>6.290</b>	<b>3.536</b>	<b>2.259</b>
<b>PROFIT / (LOSS) BEFORE TAX, DEPRECIATION AND AMORTISATION</b>	<b>9.832</b>	<b>6.505</b>	<b>27.663</b>
<b>Less/ Add DEPRECIATION/ AMORTISATION</b>	<b>0.547</b>	<b>0.375</b>	<b>0.552</b>
<b>PROFIT/ (LOSS) BEFORE TAX</b>	<b>9.285</b>	<b>6.130</b>	<b>27.111</b>
<b>Less TAX</b>	<b>2.926</b>	<b>1.905</b>	<b>8.814</b>
<b>PROFIT/ (LOSS) AFTER TAX</b>	<b>6.359</b>	<b>4.225</b>	<b>18.297</b>
<b>Earnings / (Loss) Per Share (INR)</b>	<b>2.49</b>	<b>2.11</b>	<b>9.15</b>

**DISCLAIMER** : This Report is **PRIVATE & CONFIDENTIAL** and it is prepared at the request of and for its use by the Subscriber only. The Subscriber shall use the contents of the Report merely as an aid to its business. Mira Inform Private Limited ("MIPL") has collated information/data in the Report, which have not been verified unless otherwise specifically mentioned in the Report. The Subscriber shall independently verify the accuracy and correctness of the information/data before in any way acting upon the same. MIPL shall not be liable for any harm, injury, loss or damage caused to the Subscriber due to default by the Subscriber's debtors/beneficiaries in fulfilling their obligations of any nature whatsoever. This Report or any of its portion shall not be used as a documentary evidence or otherwise before any investigative agencies or forum of law. This Report is confidential and proprietary to MIPL. The Subscriber and/or any other person(s) may not reproduce, publish or disclose any of the contents of the Report to others without the express authorization of MIPL. This Report is prepared and issued to the Subscriber without any risk, responsibility or liability on the part of MIPL or its officials.

**CURRENT MATURITIES OF LONG TERM DEBT DETAILS**

Particulars	31.03.2017	31.03.2016	31.03.2015
Current Maturities of Long term debt	0.127	0.125	0.103
Cash generated from operations	(60.751)	(5.156)	(111.655)
Net cash flow from (used in) operating activities	(63.683)	(15.916)	(111.730)

**KEY RATIOS**

**EFFICIENCY RATIOS**

PARTICULARS	31.03.2017	31.03.2016	31.03.2015
Average Collection Days (Sundry Debtors / Income * 365 Days)	128.29	140.32	104.20
Account Receivables Turnover (Income / Sundry Debtors)	2.85	2.60	3.50
Average Payment Days (Sundry Creditors / Purchases * 365 Days)	72.53	62.54	27.20
Inventory Turnover (Operating Income / Inventories)	0.47	0.49	2.65
Asset Turnover (Operating Income / Net Fixed Assets)	6.26	3.24	12.99

**LEVERAGE RATIOS**

PARTICULARS	31.03.2017	31.03.2016	31.03.2015
Debt Ratio ((Borrowing + Current Liabilities) / Total Assets)	0.81	0.72	0.79
Debt Equity Ratio (Total Liability / Networth)	2.35	1.63	1.92
Current Liabilities to Networth (Current Liabilities / Net Worth)	3.77	3.66	3.02
Fixed Assets to Networth (Net Fixed Assets / Networth)	0.03	0.05	0.04
Interest Coverage Ratio (PBIT / Financial Charges)	2.56	2.84	13.25

**DISCLAIMER** : This Report is **PRIVATE & CONFIDENTIAL** and it is prepared at the request of and for its use by the Subscriber only. The Subscriber shall use the contents of the Report merely as an aid to its business. Mira Inform Private Limited ("MIPL") has collated information/data in the Report, which have not been verified unless otherwise specifically mentioned in the Report. The Subscriber shall independently verify the accuracy and correctness of the information/data before in any way acting upon the same. MIPL shall not be liable for any harm, injury, loss or damage caused to the Subscriber due to default by the Subscriber's debtors/beneficiaries in fulfilling their obligations of any nature whatsoever. This Report or any of its portion shall not be used as a documentary evidence or otherwise before any investigative agencies or forum of law. This Report is confidential and proprietary to MIPL. The Subscriber and/or any other person(s) may not reproduce, publish or disclose any of the contents of the Report to others without the express authorization of MIPL. This Report is prepared and issued to the Subscriber without any risk, responsibility or liability on the part of MIPL or its officials.

**PROFITABILITY RATIOS**

PARTICULARS		31.03.2017	31.03.2016	31.03.2015
PAT to Sales ((PAT / Sales) * 100)	%	0.87	0.64	2.23
Return on Total Assets ((PAT / Total Assets) * 100)	%	1.42	1.37	6.74
Return on Investment (ROI) ((PAT / Networth) * 100)	%	7.63	7.02	32.69

**SOLVENCY RATIOS**

PARTICULARS		31.03.2017	31.03.2016	31.03.2015
Current Ratio (Current Assets / Current Liabilities)		1.42	1.38	1.57
Quick Ratio ((Current Assets – Inventories) / Current Liabilities)		1.31	1.29	1.50
G-Score Ratio Financial (Networth / Total Assets)		0.19	0.19	0.21
G-Score Ratio Debt (Debts / Equity Capital)		7.65	4.90	5.37
G-Score Ratio Liquidity (Total Current Assets / Total Current Liabilities)		1.42	1.38	1.57

Total Liability = Short-term Debt + Long-term Debt + Current Maturities of Long-term debts

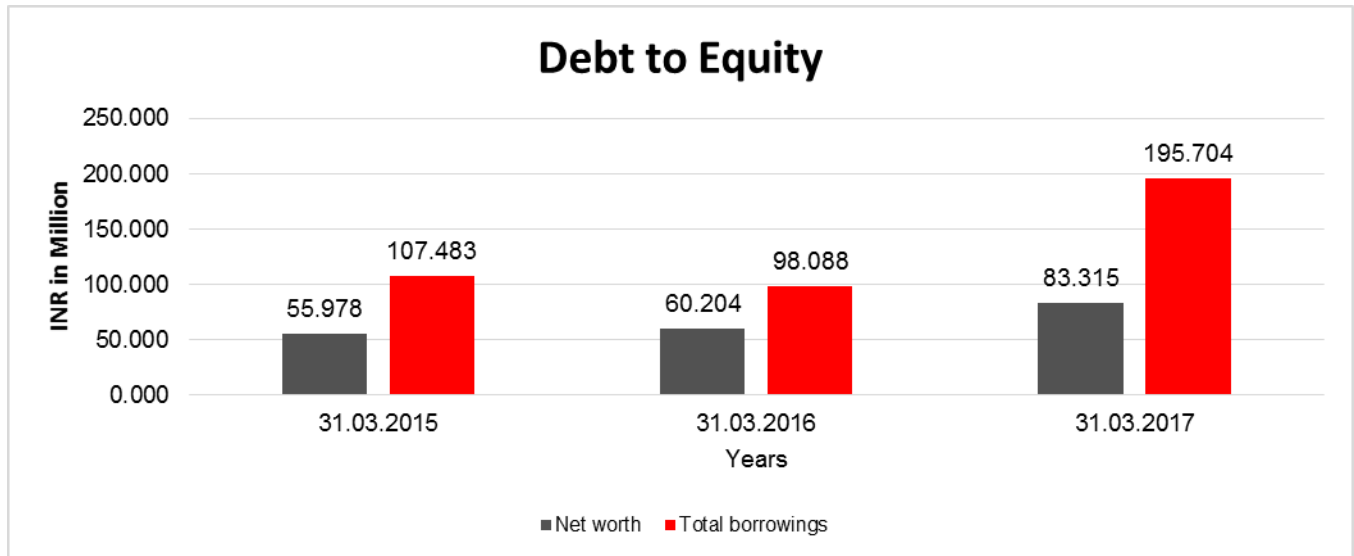
**FINANCIAL ANALYSIS**  
*[all figures are in INR Million]*

**DEBT EQUITY RATIO**

Particular	31.03.2015 INR In Million	31.03.2016 INR In Million	31.03.2017 INR In Million
Share Capital	19.998	19.998	25.582
Reserves & Surplus	35.980	40.206	57.733
Share Application money pending allotment	0.000	0.000	0.000
<b>Net worth</b>	<b>55.978</b>	<b>60.204</b>	<b>83.315</b>
long-term borrowings	46.730	2.405	50.980
Short term borrowings	60.650	95.558	144.597
Current Maturities of Long term debt	0.103	0.125	0.127

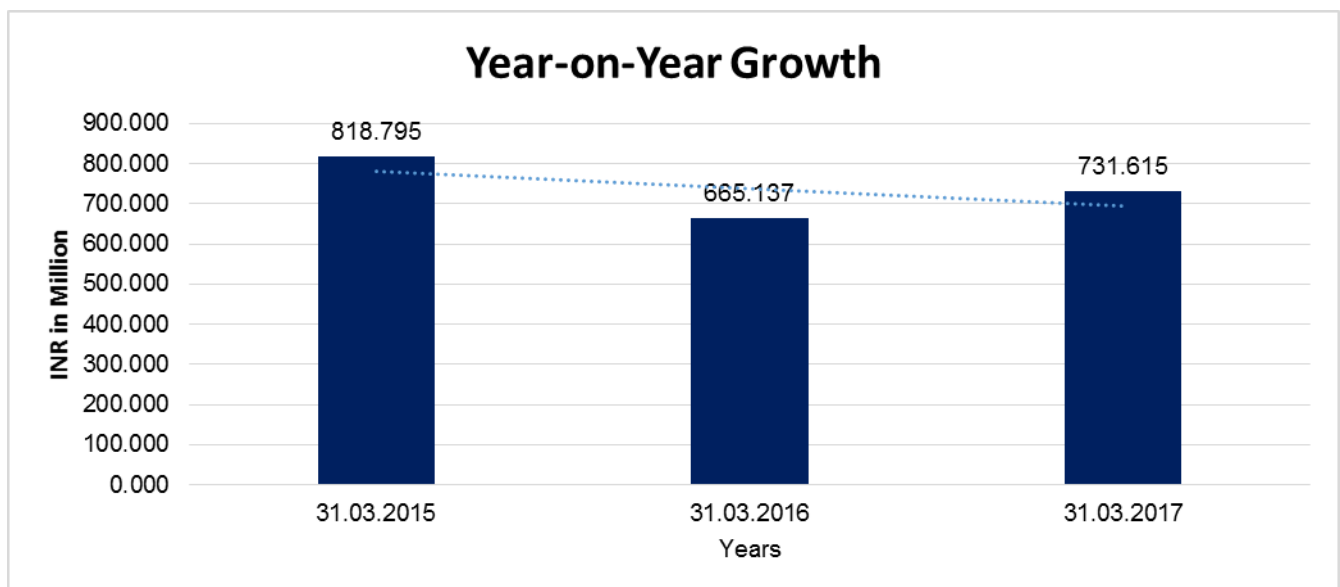
**DISCLAIMER** : This Report is **PRIVATE & CONFIDENTIAL** and it is prepared at the request of and for its use by the Subscriber only. The Subscriber shall use the contents of the Report merely as an aid to its business. Mira Inform Private Limited ("MIPL") has collated information/data in the Report, which have not been verified unless otherwise specifically mentioned in the Report. The Subscriber shall independently verify the accuracy and correctness of the information/data before in any way acting upon the same. MIPL shall not be liable for any harm, injury, loss or damage caused to the Subscriber due to default by the Subscriber's debtors/beneficiaries in fulfilling their obligations of any nature whatsoever. This Report or any of its portion shall not be used as a documentary evidence or otherwise before any investigative agencies or forum of law. This Report is confidential and proprietary to MIPL. The Subscriber and/or any other person(s) may not reproduce, publish or disclose any of the contents of the Report to others without the express authorization of MIPL. This Report is prepared and issued to the Subscriber without any risk, responsibility or liability on the part of MIPL or its officials.

	Total borrowings	107.483	98.088	195.704
Debt/Equity ratio		1.920	1.629	2.349



### YEAR-ON-YEAR GROWTH

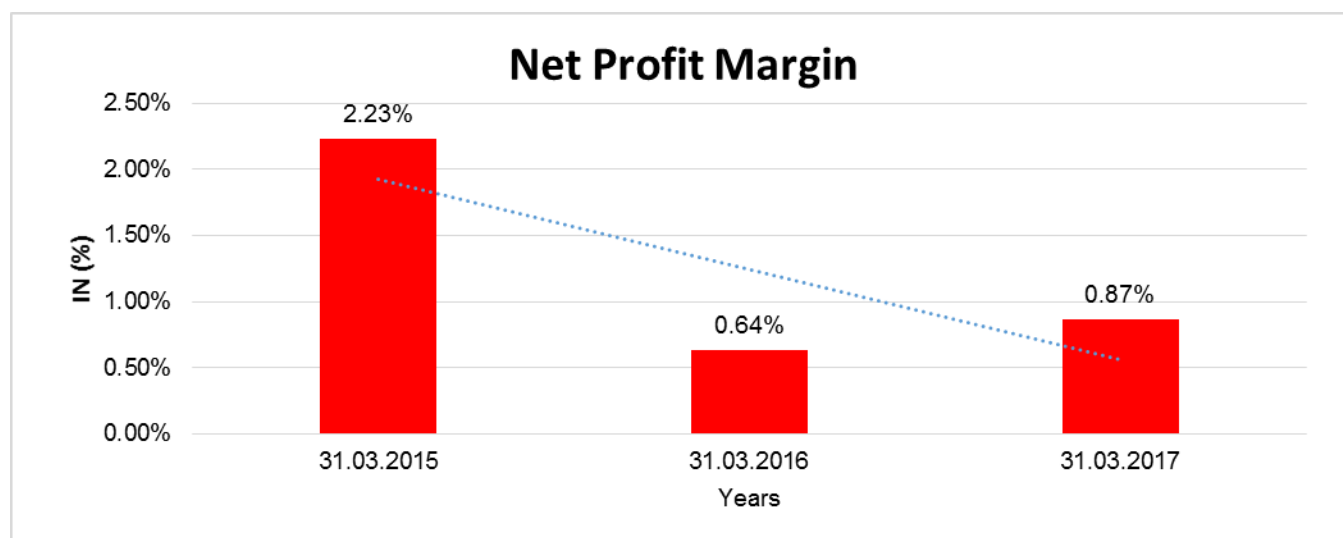
Year on Year Growth	31.03.2015	31.03.2016	31.03.2017
	INR In Million	INR In Million	INR In Million
Sales	818.795	665.137	731.615
		-18.766	9.995



**DISCLAIMER** : This Report is **PRIVATE & CONFIDENTIAL** and it is prepared at the request of and for its use by the Subscriber only. The Subscriber shall use the contents of the Report merely as an aid to its business. Mira Inform Private Limited ("MIPL") has collated information/data in the Report, which have not been verified unless otherwise specifically mentioned in the Report. The Subscriber shall independently verify the accuracy and correctness of the information/data before in any way acting upon the same. MIPL shall not be liable for any harm, injury, loss or damage caused to the Subscriber due to default by the Subscriber's debtors/beneficiaries in fulfilling their obligations of any nature whatsoever. This Report or any of its portion shall not be used as a documentary evidence or otherwise before any investigative agencies or forum of law. This Report is confidential and proprietary to MIPL. The Subscriber and/or any other person(s) may not reproduce, publish or disclose any of the contents of the Report to others without the express authorization of MIPL. This Report is prepared and issued to the Subscriber without any risk, responsibility or liability on the part of MIPL or its officials.

**NET PROFIT MARGIN**

Net Profit Margin	31.03.2015	31.03.2016	31.03.2017
	INR In Million	INR In Million	INR In Million
Sales	818.795	665.137	731.615
Profit/(Loss)	18.297	4.225	6.359
	<b>2.23%</b>	<b>0.64%</b>	<b>0.87%</b>



**LOCAL AGENCY FURTHER INFORMATION**

Sr. No.	Check list by info agents	Available in Report (Yes/No)
1	Year of establishment	Yes
2	Constitution of the entity -Incorporation details	Yes
3	Locality of the entity	Yes
4	Premises details	No
5	Buyer visit details	--
6	Contact numbers	Yes
7	Name of the person contacted	No
8	Designation of contact person	No
9	Promoter's background	Yes
10	Date of Birth of Proprietor / Partners / Directors	No
11	Pan Card No. of Proprietor / Partners	No
12	Voter Id Card No. of Proprietor / Partners	No
13	Type of business	Yes
14	Line of Business	Yes
15	Export/import details (if applicable)	No
16	No. of employees	No
17	Details of sister concerns	Yes
18	Major suppliers	No
19	Major customers	No
20	Banking Details	Yes
21	Banking facility details	Yes
22	Conduct of the banking account	--
23	Financials, if provided	Yes
24	Capital in the business	Yes
25	Last accounts filed at ROC, if applicable	Yes
26	Turnover of firm for last three years	Yes
27	Reasons for variation <> 20%	--
28	Estimation for coming financial year	No
29	Profitability for last three years	Yes
30	Major shareholders, if available	Yes
31	External Agency Rating, if available	Yes
32	Litigations that the firm/promoter involved in	--
33	Market information	--
34	Payments terms	No
35	Negative Reporting by Auditors in the Annual Report	No

**PERFORMANCE REVIEW:**

During the year the company's gross revenue from operations was INR 731.615 Million against the previous year revenue of INR 665.137 million and net profit of INR 6.359 Million against last year net profit of INR 4.226 Million. The directors have initiated various measures to improve the performance of the company and hopeful that performance of company will improve in coming years.


**UNSECURED LOANS:**

PARTICULARS	31.03.2017 INR In Million	31.03.2016 INR In Million
<b>LONG TERM BORROWINGS</b>		
From Related parties	50.727	2.029
From others	0.000	0.004
<b>Total</b>	<b>50.727</b>	<b>2.033</b>

**INDEX OF CHARGES:**

SN O	SRN	CHARGE ID	CHARGE HOLDER NAME	DATE OF CREATION	DATE OF MODIFICATION	DATE OF SATISFACTION	AMOUNT	ADDRESS
1	G38944773	10493083	BANK OF BARODA	15/04/2014	10/02/2017	-	315000000.0	TEXTILE MARKET BRANCH,RING ROAD,SURATGJ3 95002IN
2	G83415182	90108000	BANK OF BARODA	29/11/2003	26/03/2018	-	242900000.0	TEXTILE MARKET BRANCH,RING ROAD,SURATGJ3 95002IN
3	B77553717	90107865	BANK OF BRODA	24/03/2001	-	31/05/2013	26000000.0	KHATODARA INDUSTRIAL ESTATE BRANCHSURATGJ IN
4	B77471548	90110289	BANK OF BARODA	20/03/2001	04/07/2007	31/05/2013	28500000.0	TEXTILE MARKET BRANCHRING ROADSURATGJ39 5002IN

**FIXED ASSETS:**

- Land
  - Building
  - Plant and Machinery
  - Furniture and Fixture
  - Office Equipment
  - Computer
  - Vehicles
- 

**CMT REPORT (Corruption, Money Laundering & Terrorism]**

The Public Notice information has been collected from various sources including but not limited to: **The Courts, India Prisons Service, Interpol, etc.**

**1] INFORMATION ON DESIGNATED PARTY**

No exist designating subject or any of its beneficial owners, controlling shareholders or senior officers as terrorist or terrorist organization or whom notice had been received that all financial transactions involving their assets have been blocked or convicted, found guilty or against whom a judgement or order had been entered in a proceedings for violating money-laundering, anti-corruption or bribery or international economic or anti-terrorism sanction laws or whose assets were seized, blocked, frozen or ordered forfeited for violation of money laundering or international anti-terrorism laws.

**2] Court Declaration :**

No records exist to suggest that subject is or was the subject of any formal or informal allegations, prosecutions or other official proceeding for making any prohibited payments or other improper payments to government officials for engaging in prohibited transactions or with designated parties.

**3] Asset Declaration :**

No records exist to suggest that the property or assets of the subject are derived from criminal conduct or a prohibited transaction.

**4] Record on Financial Crime :**

Charges or conviction registered against subject: **None**

**5] Records on Violation of Anti-Corruption Laws :**

Charges or investigation registered against subject: **None**

**6] Records on Int'l Anti-Money Laundering Laws/Standards :**

Charges or investigation registered against subject: **None**

**7] Criminal Records**

No available information exist that suggest that subject or any of its principals have been formally charged or convicted by a competent governmental authority for any financial crime or under any formal investigation by a competent government authority for any violation of anti-corruption laws or international anti-money laundering laws or standard.

**8] Affiliation with Government :**

No record exists to suggest that any director or indirect owners, controlling shareholders, director, officer or employee of the company is a government official or a family member or close business associate of a Government official.

**9] Compensation Package :**

Our market survey revealed that the amount of compensation sought by the subject is fair and reasonable and comparable to compensation paid to others for similar services.

**10] Press Report :**

No press reports / filings exists on the subject.

**CORPORATE GOVERNANCE**

MIRA INFORM as part of its Due Diligence do provide comments on Corporate Governance to identify management and governance. These factors often have been predictive and in some cases have created vulnerabilities to credit deterioration.

Our Governance Assessment focuses principally on the interactions between a company's management, its Board of Directors, Shareholders and other financial stakeholders.

**CONTRAVENTION**

Subject is not known to have contravened any existing local laws, regulations or policies that prohibit, restrict or otherwise affect the terms and conditions that could be included in the agreement with the subject.

**FOREIGN EXCHANGE RATES**

Currency	Unit	INR
US Dollar	1	INR 73.57
UK Pound	1	INR 95.72
Euro	1	INR 84.61

**INFORMATION DETAILS**

Information Gathered by :	SUP
Analysis Done by :	VIV R
Report Prepared by :	RNA

**SCORE FACTORS**

DEMERIT POINTS		
--BANK CHARGES	YES/NO	YES
--LITIGATION	YES/NO	NO
--OTHER ADVERSE INFORMATION	YES/NO	NO
MERIT POINTS		
--SOLE DISTRIBUTORSHIP	YES/NO	NO
--EXPORT ACTIVITIES	YES/NO	NO
--AFFILIATION	YES/NO	YES
--LISTED	YES/NO	NO
--OTHER MERIT FACTORS	YES/NO	YES

**RATING EXPLANATIONS**

Credit Rating	Explanation	Rating Comments
A++	Minimum Risk	Business dealings permissible with minimum risk of default
A+	Low Risk	Business dealings permissible with low risk of default
A	Acceptable Risk	Business dealings permissible with moderate risk of default
B	Medium Risk	Business dealings permissible on a regular monitoring basis
C	Medium High Risk	Business dealings permissible preferably on secured basis
D	High Risk	Business dealing not recommended or on secured terms only
NB	New Business	No recommendation can be done due to business in infancy stage
NT	No Trace	No recommendation can be done as the business is not traceable

NB is stated where there is insufficient information to facilitate rating. However, it is not to be considered as unfavourable.

This score serves as a reference to assess SC's credit risk and to set the amount of credit to be extended. It is calculated from a composite of weighted scores obtained from each of the major sections of this report. The assessed factors are as follows:

- Financial condition covering various ratios
- Company background and operations size
- Promoters / Management background
- Payment record
- Litigation against the subject
- Industry scenario / competitor analysis
- Supplier / Customer / Banker review (wherever available)

**DISCLAIMER** : This Report is **PRIVATE & CONFIDENTIAL** and it is prepared at the request of and for its use by the Subscriber only. The Subscriber shall use the contents of the Report merely as an aid to its business. Mira Inform Private Limited ("MIPL") has collated information/data in the Report, which have not been verified unless otherwise specifically mentioned in the Report. The Subscriber shall independently verify the accuracy and correctness of the information/data before in any way acting upon the same. MIPL shall not be liable for any harm, injury, loss or damage caused to the Subscriber due to default by the Subscriber's debtors/beneficiaries in fulfilling their obligations of any nature whatsoever. This Report or any of its portion shall not be used as a documentary evidence or otherwise before any investigative agencies or forum of law. This Report is confidential and proprietary to MIPL. The Subscriber and/or any other person(s) may not reproduce, publish or disclose any of the contents of the Report to others without the express authorization of MIPL. This Report is prepared and issued to the Subscriber without any risk, responsibility or liability on the part of MIPL or its officials.