

MIRA INFORM REPORT

Report No. :	533972
Report Date :	09.10.2018

IDENTIFICATION DETAILS

Name :	NXP SEMICONDUCTORS NETHERLANDS B.V.
Registered Office :	High Tech Campus 60, 5656AG Eindhoven
Country :	Netherlands
Financials (as on) :	31.12.2017
Date of Incorporation :	21.12.1990
Com. Reg. No.:	17070621
Legal Form :	Private Limited Company
Line of Business :	<ul style="list-style-type: none"> • Manufacture of electronic valves and tubes and other electric components • Manufacture and marketing of electrical, electronic, mechanical and other (system) parts and materials in the field of consumer and professional electronics
No. of Employees :	3415 [2018]

RATING & COMMENTS

(Mira Inform has adopted New Rating mechanism w.e.f. 23rd January 2017)

MIRA's Rating :

A

Credit Rating	Explanation	Rating Comments
A	Acceptable Risk	Business dealings permissible with moderate risk of default

Status :	Good
Payment Behaviour :	Regular
Litigation :	Clear

NOTES :

Any query related to this report can be made on e-mail : infodept@mirainform.com while quoting report number, name and date.

ECGC Country Risk Classification List

Country Name	Previous Rating (31.12.2017)	Current Rating (01.04.2018)
Netherlands	A1	A1

Risk Category	ECGC Classification
Insignificant	A1
Low Risk	A2
Moderately Low Risk	B1
Moderate Risk	B2
Moderately High Risk	C1
High Risk	C2
Very High Risk	D

NETHERLANDS - ECONOMIC OVERVIEW

The Netherlands, the sixth-largest economy in the European Union, plays an important role as a European transportation hub, with a consistently high trade surplus, stable industrial relations, and low unemployment. Industry focuses on food processing, chemicals, petroleum refining, and electrical machinery. A highly mechanized agricultural sector employs only 2% of the labor force but provides large surpluses for food-processing and underpins the country's status as the world's second largest agricultural exporter.

The Netherlands is part of the euro zone, and as such, its monetary policy is controlled by the European Central Bank. The Dutch financial sector is highly concentrated, with four commercial banks possessing over 80% of banking assets, and is four times the size of Dutch GDP.

In 2008, during the financial crisis, the government budget deficit hit 5.3% of GDP. Following a protracted recession from 2009 to 2013, during which unemployment doubled to 7.4% and household consumption contracted for four consecutive years, economic growth began inching forward in 2014. Since 2010, Prime Minister Mark RUTTE's government has implemented significant austerity measures to improve public finances and has instituted broad structural reforms in key policy areas, including the labor market, the housing sector, the energy market, and the pension system. In 2017, the government budget returned to a surplus of 0.7% of GDP, with economic growth of 3.2%, and GDP per capita finally surpassed pre-crisis levels. The fiscal policy announced by the new government in the 2018-2021 coalition plans for increases in government consumption and public investment, fueling domestic demand and household consumption and investment. The new government's policy also plans to increase demand for workers in the public and private sector, forecasting a further decline in the unemployment rate, which hit 4.8% in 2017.

Source : CIA

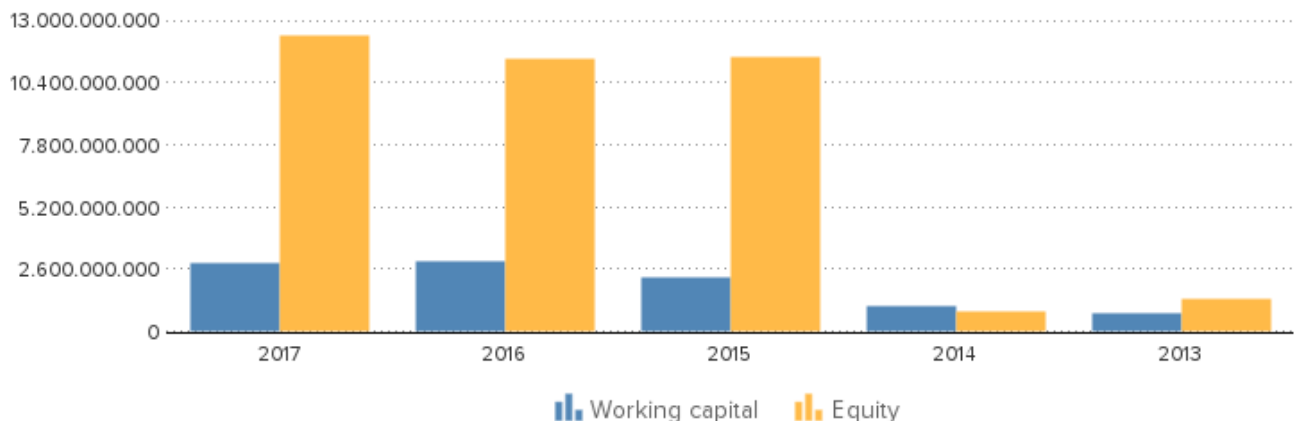
COMPANY NAME

Name NXP Semiconductors Netherlands B.V.

SUMMARY

Company name NXP Semiconductors Netherlands B.V.
Operative address High Tech Campus 60
5656AG Eindhoven
Netherlands
Status Active
Specification This company can meet all its obligations.
Legal form Private Limited Company
Registration number KvK-nummer: 17070621
VAT-number 800009782
European VAT-number NL800009782B01

Year	2017	Mutation	2016	Mutation	2015
Fixed assets	16.345.373.939	-15,92	19.439.340.250	-5,19	20.503.353.811
Total receivables	1.036.438.290	-14,04	1.205.768.457	0,67	1.197.758.864
Total equity	12.387.230.283	8,71	11.394.559.355	-0,68	11.472.398.938
Short term liabilities	2.201.284.864	1,33	2.172.470.312	-1,00	2.194.360.373
Net result	2.147.920.383	621,06	297.884.576	-83,78	1.836.134.946
Working capital	2.823.314.603	-3,81	2.935.206.615	32,71	2.211.812.382
Quick ratio	1,81	31,16	1,38	13,11	1,22



CONTACT INFORMATION

Company name	NXP Semiconductors Netherlands B.V.
Trade names	NXP Semiconductors Netherlands B.V. NXP NXP Semiconductors NXP Nederland NXP NL NXP Eindhoven NXP Nijmegen
Operative address	High Tech Campus 60 5656AG Eindhoven Netherlands
Correspondence address	High Tech Campus 60 5656AG Eindhoven Netherlands
Telephone number	0402729999
Website	www.sc.el.utwente.nl

REGISTRATION

Registration number	KvK-nummer: 17070621
Branch number	000019306601
VAT-number	800009782
European VAT-number	NL800009782B01
Status	Active
First registration company register	1991-01-31
Memorandum	1990-12-21
Establishment date	1990-12-21
Legal form	Private Limited Company
Last proposed admendment	2011-12-09
Issued placed capital	EUR 29.496.150
Paid up share capital	EUR 29.496.150

ACTIVITIES

SBI	2611: Manufacture of electronic valves and tubes and other electric components
ISO certified	Yes
Exporter	No
Importer	No
Goal	Manufacture and marketing of electrical, electronic, mechanical and other (system) parts and materials in the field of consumer and

DISCLAIMER : This Report is **PRIVATE & CONFIDENTIAL** and it is prepared at the request of and for its use by the Subscriber only. The Subscriber shall use the contents of the Report merely as an aid to its business. Mira Inform Private Limited ("MIPL") has collated information/data in the Report, which have not been verified unless otherwise specifically mentioned in the Report. The Subscriber shall independently verify the accuracy and correctness of the information/data before in any way acting upon the same. MIPL shall not be liable for any harm, injury, loss or damage caused to the Subscriber due to default by the Subscriber's debtors/beneficiaries in fulfilling their obligations of any nature whatsoever. This Report or any of its portion shall not be used as a documentary evidence or otherwise before any investigative agencies or forum of law. This Report is confidential and proprietary to MIPL. The Subscriber and/or any other person(s) may not reproduce, publish or disclose any of the contents of the Report to others without the express authorization of MIPL. This Report is prepared and issued to the Subscriber without any risk, responsibility or liability on the part of MIPL or its officials.

professional electronics

RELATIONS

Shareholders

NXP B.V.
High Tech Campus 60
5656AG Eindhoven
Netherlands
Registration number: 17070622
Percentage: 100%

Affiliates

NXP Software B.V.
High Tech Campus 60
5656AG EINDHOVEN
Netherlands
Registration number: 17192886

Branches (number)

Catena Holding B.V.
Elektronicaweg 40
2628XG DELFT
Netherlands
Registration number: 27225150
1

Branches

NXP Semiconductors Netherlands B.V.
Gerstweg 2
6534AE NIJMEGEN
Netherlands
Registration number: 17070621

Companies on same address

NXP B.V.
Registration number: 17070622

NXP Semiconductors N.V.
Registration number: 34253298

Stichting Management Co-investment NXP
Registration number: 34256080

NXP Software B.V.
Registration number: 17192886

Stichting Werknemersaandelen NXP
Registration number: 51180499

NXP IP B.V.
Registration number: 59487062

Stichting NXP IP

Liability statements

Registration number: 59483431

NXP USA Holding B.V.

Registration number: 72181311

NXP Semiconductors N.V.

High Tech Campus 60
5656AG Eindhoven
Netherlands

Registration number: 34253298

date of issue: 2012-03-05

Starting date: 2011-01-01

BANK DETAILS

Accounts

ABN Amro Bank NV

Account number: 59.88.25.789

BIC: ABNANL2A

REAL ESTATE

Details operative address

Surface area: 11520 m2

Purpose: Office function

Construction year: 2006

Status: Building in use

Under investigation: No

MANAGEMENT

Active management

G.R.C. Dierick Guido Rudolf Clemens

Netherlands

Competence: Jointly authorized

Function: Manager

Starting date: 2012-09-04

Date of birth: 1959-03-28, Denekamp, NL

Involved with the following companies:

NXP Holdco B.V.

High Tech Campus 60

5656AG EINDHOVEN

Netherlands

Registration number: 65203631

Status: Dissolved

Function: Manager

Starting date: 2016-01-28

NXP Software B.V.
High Tech Campus 60
5656AG EINDHOVEN
Netherlands
Registration number: 17192886
Function: Manager
Starting date: 2017-06-08

Eindhovensche Golf
Eindhovenseweg 300
5553VB Valkenswaard
Netherlands
Registration number: 40235673
Function: Chairman
Starting date: 2015-11-23

Stichting Vitalis Residentiële Woonvormen
Herman Gorterlaan 300
5644SR EINDHOVEN
Netherlands
Registration number: 17110872
Function: Commissaris
Starting date: 2013-05-01

Stg. Vitalis Soc. Woonvormen
Herman Gorterlaan 300
5644SR EINDHOVEN
Netherlands
Registration number: 41091151
Status: Dissolved
Function: Commissaris
Starting date: 2013-05-01

Stichting Vitalis Behandel Groep
Herman Gorterlaan 4
5644SX EINDHOVEN
Netherlands
Registration number: 41093029
Function: Commissaris
Starting date: 2013-05-01

Stichting Vitalis WoonZorg Groep
Herman Gorterlaan 300
5644SR EINDHOVEN
Netherlands
Registration number: 41088255
Function: Commissaris

Starting date: 2013-05-01

Stichting Vitalis WoonZorg Groep

Herman Gorterlaan 300
5644SR EINDHOVEN
Netherlands
Registration number: 17110894
Function: Commissaris
Starting date: 2013-05-01

Sticht. Vitalis Participaties

Herman Gorterlaan 300
5644SR EINDHOVEN
Netherlands
Registration number: 17163734
Function: Commissaris
Starting date: 2013-05-01

Muziekgebouw Eindhoven N.V.

Jan van Lieshoutstraat 3
5611EE Eindhoven
Netherlands
Registration number: 17071113
Function: Commissaris
Starting date: 2015-12-08

NXP Semiconductors N.V.

High Tech Campus 60
5656AG Eindhoven
Netherlands
Registration number: 34253298
Function: Proxy
Starting date: 2010-11-01

NXP B.V.

High Tech Campus 60
5656AG Eindhoven
Netherlands
Registration number: 17070622
Function: Proxy
Starting date: 2003-03-01

J.C. Deregnaucourt Julien Charles

Netherlands
Competence: Jointly authorized
Function: Manager
Starting date: 2014-04-01
Date of birth: 1971-02-23, Épinal, FR
Involved with the following companies:

NXP Semiconductors N.V.

High Tech Campus 60
5656AG Eindhoven
Netherlands
Registration number: 34253298
Function: Proxy
Starting date: 2014-03-01

NXP B.V.

High Tech Campus 60
5656AG Eindhoven
Netherlands
Registration number: 17070622
Function: Proxy
Starting date: 2014-03-01

E.P. de Bruijne Erwin Pieter

Netherlands
Competence: Jointly authorized
Function: Manager
Starting date: 2014-04-01
Date of birth: 1978-10-02, Middelburg, NL

M.H.J.M. Geraets Maurice Henri Joseph Marie

Netherlands
Competence: Jointly authorized
Function: Manager
Starting date: 2015-05-01
Date of birth: 1968-05-31, Sittard, NL
Involved with the following companies:
Nederlandse Vereniging "De Rijwielen- en Automobiel-Industrie"
Europaplein 6
1078GZ Amsterdam
Netherlands
Registration number: 40530216
Function: Manager
Starting date: 2016-11-30

A.J. Versluijs Anthonie Jacob

Netherlands
Competence: Jointly authorized
Function: Manager
Starting date: 2016-01-01
Date of birth: 1969-04-09, Goes, NL

B.H.G. Willems Bianca Henrica Geertruda

Netherlands
Competence: Jointly authorized
Function: Manager

Starting date: 2017-11-27
Date of birth: 1974-12-19, Nijmegen, NL

J.A.W. Schreurs Johannes Anetta Wilhelmus

Netherlands
Function: Commissaris
Starting date: 2018-03-16
Date of birth: 1962-10-05, Echt, NL
Involved with the following companies:
NXP Holdco B.V.
High Tech Campus 60
5656AG EINDHOVEN
Netherlands
Registration number: 65203631
Status: Dissolved
Function: Manager
Starting date: 2016-01-28

NXP Software B.V.
High Tech Campus 60
5656AG EINDHOVEN
Netherlands
Registration number: 17192886
Function: Manager
Starting date: 2017-02-06

NXP Semiconductors N.V.
High Tech Campus 60
5656AG Eindhoven
Netherlands
Registration number: 34253298
Function: Proxy
Starting date: 2008-06-01

NXP B.V.
High Tech Campus 60
5656AG Eindhoven
Netherlands
Registration number: 17070622
Function: Proxy
Starting date: 2007-01-22

NXP Software B.V.
High Tech Campus 60
5656AG EINDHOVEN
Netherlands
Registration number: 17192886
Function: Proxy
Starting date: 2007-08-31

H.W. Volberda Henk Wijtze

Netherlands
Function: Commissaris
Starting date: 2011-12-09
Date of birth: 1964-02-28, Sneek, NL

C.J.T. van de Weijer Cornelis Johannes Theodorus

Netherlands
Function: Commissaris
Starting date: 2011-12-09
Date of birth: 1966-06-07, Beek en Donk, NL
Involved with the following companies:

Stichting STRP

Torenallee 32 08
5617BD EINDHOVEN
Netherlands
Registration number: 17158671
Function: Chairman
Starting date: 2014-12-08

Stichting Connekt

Ezelsveldlaan 59
2611RV Delft
Netherlands
Registration number: 24304610
Function: Manager
Starting date: 2010-02-11

Prodrive Technologies Group B.V.

Science Park Eindhoven 5501
5692EM Son En Breugel
Netherlands
Registration number: 61903035
Function: Commissaris
Starting date: 2014-11-04

R.L. Clemmer Richard Lynn

Netherlands
Competence: Limited authorization
Function: Proxy
Starting date: 2009-01-01
Date of birth: 1951-04-14, Onbekend, US
Involved with the following companies:

NXP Semiconductors N.V.

High Tech Campus 60
5656AG Eindhoven
Netherlands
Registration number: 34253298

Function: Manager
Starting date: 2009-01-01

NXP Semiconductors N.V.
High Tech Campus 60
5656AG Eindhoven
Netherlands
Registration number: 34253298
Function: Proxy
Starting date: 2010-11-01

NXP B.V.
High Tech Campus 60
5656AG Eindhoven
Netherlands
Registration number: 17070622
Function: Proxy
Starting date: 2009-01-01

E.M. Fredriks Erik Michael
Netherlands
Competence: Limited authorization
Function: Proxy
Starting date: 2007-05-01
Date of birth: 1961-05-23, Enschede, NL
Involved with the following companies:
NXP Semiconductors N.V.
High Tech Campus 60
5656AG Eindhoven
Netherlands
Registration number: 34253298
Function: Proxy
Starting date: 2007-12-01

NXP B.V.
High Tech Campus 60
5656AG Eindhoven
Netherlands
Registration number: 17070622
Function: Proxy
Starting date: 2007-01-22

NXP Software B.V.
High Tech Campus 60
5656AG EINDHOVEN
Netherlands
Registration number: 17192886
Function: Proxy
Starting date: 2007-08-31

M.M.A. van Hamond Martijn Martien Anton
Netherlands
Competence: Limited authorization
Function: Proxy
Starting date: 2013-04-01
Date of birth: 1977-12-28, Veghel, NL

G.R.C. Dierick Guido Rudolf Clemens
Netherlands
Competence: Limited authorization
Function: Proxy
Starting date: 2007-05-01
Date of birth: 1959-03-28, Denekamp, NL
Involved with the following companies:

NXP Holdco B.V.
High Tech Campus 60
5656AG EINDHOVEN
Netherlands
Registration number: 65203631
Status: Dissolved
Function: Manager
Starting date: 2016-01-28

NXP Software B.V.
High Tech Campus 60
5656AG EINDHOVEN
Netherlands
Registration number: 17192886
Function: Manager
Starting date: 2017-06-08

Eindhovensche Golf
Eindhovenseweg 300
5553VB Valkenswaard
Netherlands
Registration number: 40235673
Function: Chairman
Starting date: 2015-11-23

Stichting Vitalis Residentiële Woonvormen
Herman Gorterlaan 300
5644SR EINDHOVEN
Netherlands
Registration number: 17110872
Function: Commissaris
Starting date: 2013-05-01

Stg. Vitalis Soc. Woonvormen

Herman Gorterlaan 300
5644SR EINDHOVEN
Netherlands
Registration number: 41091151
Status: Dissolved
Function: Commissaris
Starting date: 2013-05-01

Stichting Vitalis Behandel Groep
Herman Gorterlaan 4
5644SX EINDHOVEN
Netherlands
Registration number: 41093029
Function: Commissaris
Starting date: 2013-05-01

Stichting Vitalis WoonZorg Groep
Herman Gorterlaan 300
5644SR EINDHOVEN
Netherlands
Registration number: 41088255
Function: Commissaris
Starting date: 2013-05-01

Stichting Vitalis WoonZorg Groep
Herman Gorterlaan 300
5644SR EINDHOVEN
Netherlands
Registration number: 17110894
Function: Commissaris
Starting date: 2013-05-01

Sticht. Vitalis Participaties
Herman Gorterlaan 300
5644SR EINDHOVEN
Netherlands
Registration number: 17163734
Function: Commissaris
Starting date: 2013-05-01

Muziekgebouw Eindhoven N.V.
Jan van Lieshoutstraat 3
5611EE Eindhoven
Netherlands
Registration number: 17071113
Function: Commissaris
Starting date: 2015-12-08

NXP Semiconductors N.V.

High Tech Campus 60
5656AG Eindhoven
Netherlands
Registration number: 34253298
Function: Proxy
Starting date: 2010-11-01

NXP B.V.
High Tech Campus 60
5656AG Eindhoven
Netherlands
Registration number: 17070622
Function: Proxy
Starting date: 2003-03-01

J.A.W. Schreurs Johannes Anetta Wilhelmus
Netherlands
Competence: Limited authorization
Function: Proxy
Starting date: 2017-01-02
Date of birth: 1962-10-05, Echt, NL
Involved with the following companies:

NXP Holdco B.V.
High Tech Campus 60
5656AG EINDHOVEN
Netherlands
Registration number: 65203631
Status: Dissolved
Function: Manager
Starting date: 2016-01-28

NXP Software B.V.
High Tech Campus 60
5656AG EINDHOVEN
Netherlands
Registration number: 17192886
Function: Manager
Starting date: 2017-02-06

NXP Semiconductors N.V.
High Tech Campus 60
5656AG Eindhoven
Netherlands
Registration number: 34253298
Function: Proxy
Starting date: 2008-06-01

NXP B.V.
High Tech Campus 60

5656AG Eindhoven
Netherlands
Registration number: 17070622
Function: Proxy
Starting date: 2007-01-22

NXP Software B.V.
High Tech Campus 60
5656AG EINDHOVEN
Netherlands
Registration number: 17192886
Function: Proxy
Starting date: 2007-08-31

M.J. Neuteboom Maria Jolanta
Netherlands
Competence: Limited authorization
Function: Proxy
Starting date: 1997-06-15
Date of birth: 1954-09-20, Deventer, NL

R.E. van Vooren Robertus Eduardus
Netherlands
Competence: Limited authorization
Function: Proxy
Starting date: 1997-06-15
Date of birth: 1963-03-30, Haarlemmermeer, NL

F.C. Vijlbrief Frank Cornelis
Netherlands
Competence: Limited authorization
Function: Proxy
Starting date: 2000-09-01
Date of birth: 1959-07-22, IJsselmuiden, NL

D. Pak Dianca
Netherlands
Competence: Limited authorization
Function: Proxy
Starting date: 2004-08-15
Date of birth: 1962-09-17, Woerden, NL

L. de Dobbeleer Luc
Netherlands
Competence: Limited authorization
Function: Proxy
Starting date: 2014-05-01
Date of birth: 1964-06-25, Ninove, BE
Involved with the following companies:

NXP Semiconductors N.V.

High Tech Campus 60
5656AG Eindhoven
Netherlands
Registration number: 34253298
Function: Proxy
Starting date: 2010-11-01

NXP B.V.

High Tech Campus 60
5656AG Eindhoven
Netherlands
Registration number: 17070622
Function: Proxy
Starting date: 2007-01-22

K. Sievers Kurt

Netherlands
Competence: Limited authorization
Function: Proxy
Starting date: 2010-01-01
Date of birth: 1969-04-09, Augsburg, DE
Involved with the following companies:

NXP Semiconductors N.V.

High Tech Campus 60
5656AG Eindhoven
Netherlands
Registration number: 34253298
Function: Proxy
Starting date: 2010-11-01

NXP B.V.

High Tech Campus 60
5656AG Eindhoven
Netherlands
Registration number: 17070622
Function: Proxy
Starting date: 2010-01-01

P. Kelly Peter

Netherlands
Competence: Limited authorization
Function: Proxy
Starting date: 2011-03-01
Date of birth: 1957-02-15, Liverpool, GB
Involved with the following companies:

NXP Semiconductors N.V.

High Tech Campus 60
5656AG Eindhoven

Netherlands
Registration number: 34253298
Function: Proxy
Starting date: 2011-03-01

NXP B.V.
High Tech Campus 60
5656AG Eindhoven
Netherlands
Registration number: 17070622
Function: Proxy
Starting date: 2011-03-01

M.P.B. Meeks Maurice Peter Barbara
Netherlands
Competence: Limited authorization
Function: Proxy
Starting date: 2008-11-01
Date of birth: 1969-02-20, Urmond, NL

I.J.W.G. Dijkhuis Ivo Jan Willem Gerard
Netherlands
Competence: Limited authorization
Function: Proxy
Starting date: 2011-09-01
Date of birth: 1967-03-27, Vught, NL

S. Owen Stephen
Netherlands
Competence: Limited authorization
Function: Proxy
Starting date: 2012-04-01
Date of birth: 1960-09-28, Sheffield, GB
Involved with the following companies:

NXP Semiconductors N.V.
High Tech Campus 60
5656AG Eindhoven
Netherlands
Registration number: 34253298
Function: Proxy
Starting date: 2014-03-17

NXP B.V.
High Tech Campus 60
5656AG Eindhoven
Netherlands
Registration number: 17070622
Function: Proxy
Starting date: 2014-03-17

J. Bakker Josephus

Kapellekestraat 13 a
4881BJ Zundert
Netherlands
Competence: Limited authorization
Function: Proxy
Starting date: 2012-10-08
Date of birth: 1957-07-20, Rotterdam, NL
Involved with the following companies:
evofenedex
Signaalrood 60
2718SG Zoetermeer
Netherlands
Registration number: 40408834
Function: Manager
Starting date: 2009-09-15

G.F.M. Graafmans George Franciscus Maria

Netherlands
Competence: Limited authorization
Function: Proxy
Starting date: 2013-03-01
Date of birth: 1973-09-12, Tilburg, NL

F. Cumpian Fred

Netherlands
Competence: Limited authorization
Function: Proxy
Starting date: 2013-04-01
Date of birth: 1961-02-11, Port Lavaca, US

O.J. Hyypä Olli Juhana

Netherlands
Competence: Limited authorization
Function: Proxy
Starting date: 2013-07-01
Date of birth: 1969-05-17, Oulu, FI

J.C. Deregnacourt Julien Charles

Netherlands
Competence: Limited authorization
Function: Proxy
Starting date: 2014-04-01
Date of birth: 1971-02-23, Épinal, FR
Involved with the following companies:
NXP Semiconductors N.V.
High Tech Campus 60
5656AG Eindhoven

Netherlands
Registration number: 34253298
Function: Proxy
Starting date: 2014-03-01

NXP B.V.
High Tech Campus 60
5656AG Eindhoven
Netherlands
Registration number: 17070622
Function: Proxy
Starting date: 2014-03-01

E.P. de Bruijne Erwin Pieter
Netherlands
Competence: Limited authorization
Function: Proxy
Starting date: 2014-04-01
Date of birth: 1978-10-02, Middelburg, NL

M.H.J.M. Geraets Maurice Henri Joseph Marie
Netherlands
Competence: Limited authorization
Function: Proxy
Starting date: 2015-05-01
Date of birth: 1968-05-31, Sittard, NL
Involved with the following companies:
Nederlandse Vereniging "De Rijwielen- en Automobielen-Industrie"
Europaplein 6
1078GZ Amsterdam
Netherlands
Registration number: 40530216
Function: Manager
Starting date: 2016-11-30

M.H. Keller Mark Henry
Netherlands
Competence: Limited authorization
Function: Proxy
Starting date: 2013-06-05
Date of birth: 1962-06-19, Winter Park, US

M.C. van Dam Martinus Cornelis
Netherlands
Competence: Limited authorization
Function: Proxy
Starting date: 2014-07-11
Date of birth: 1961-12-16, Utrecht, NL

A.J. Versluijs Anthonie Jacob

Netherlands
Competence: Limited authorization
Function: Proxy
Starting date: 2016-01-01
Date of birth: 1969-04-09, Goes, NL

K.M. Shull Keith Mitchell

Netherlands
Competence: Limited authorization
Function: Proxy
Starting date: 2015-11-01
Date of birth: 1951-01-20, Indiana, US
Involved with the following companies:

NXP B.V.

High Tech Campus 60
5656AG Eindhoven
Netherlands
Registration number: 17070622
Function: Proxy
Starting date: 2015-11-01

D.W. Reed David Wayne

Netherlands
Competence: Limited authorization
Function: Proxy
Starting date: 2015-12-07
Date of birth: 1958-08-20, Duitsland, DE
Involved with the following companies:

NXP B.V.

High Tech Campus 60
5656AG Eindhoven
Netherlands
Registration number: 17070622
Function: Proxy
Starting date: 2015-12-07

W.W. van Erp Wes Willem

Netherlands
Competence: Limited authorization
Function: Proxy
Starting date: 2016-09-15
Date of birth: 1977-08-14, Geffen, NL

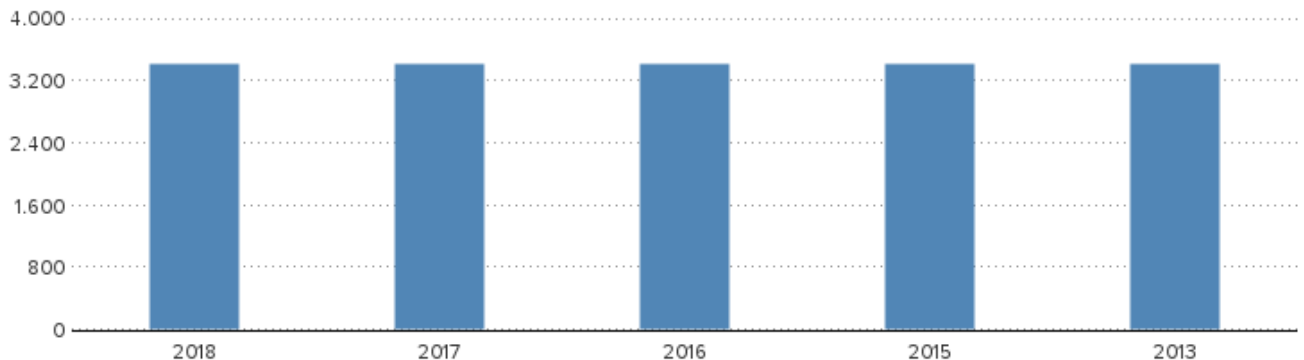
B.H.G. Willems Bianca Henrica Geertruda

Netherlands
Competence: Limited authorization
Function: Proxy
Starting date: 2017-11-27

Date of birth: 1974-12-19, Nijmegen, NL

EMPLOYEES

Year	2018	2017	2016	2015	2013
Chamber of Commerce	3415	3415	3415	3415	3415



Chamber of Commerce

PAYMENTS

Description	Regular		Last year			
Payments within industry	Last quarter		Last year			
Average payment period (days)	30		32			
Average delay (days)	7		11			
Quarter	Not overdue	1-30	31-60	61-90	91-120	121+
2018 Q4	38,00%	50,00%	9,00%	1,00%	1,00%	1,00%
2018 Q3	38,00%	50,00%	9,00%	1,00%	1,00%	1,00%
2018 Q2	45,00%	36,00%	16,00%	2,00%	1,00%	0,00%
2018 Q1	54,00%	38,00%	5,00%	1,00%	0,00%	1,00%
2017 Q4	62,00%	31,00%	5,00%	1,00%	0,00%	1,00%

The above data is an indication of the average payment behaviour of the client. the payment experiences can be affected by disputes, payment arrangements.

KEY FIGURES

Year	2017	2016	2015	2014	2013
Quick ratio	1,81	1,38	1,22	1,41	1,22
Current ratio	2,28	2,35	2,01	1,98	1,93

DISCLAIMER : This Report is **PRIVATE & CONFIDENTIAL** and it is prepared at the request of and for its use by the Subscriber only. The Subscriber shall use the contents of the Report merely as an aid to its business. Mira Inform Private Limited ("MIPL") has collated information/data in the Report, which have not been verified unless otherwise specifically mentioned in the Report. The Subscriber shall independently verify the accuracy and correctness of the information/data before in any way acting upon the same. MIPL shall not be liable for any harm, injury, loss or damage caused to the Subscriber due to default by the Subscriber's debtors/beneficiaries in fulfilling their obligations of any nature whatsoever. This Report or any of its portion shall not be used as a documentary evidence or otherwise before any investigative agencies or forum of law. This Report is confidential and proprietary to MIPL. The Subscriber and/or any other person(s) may not reproduce, publish or disclose any of the contents of the Report to others without the express authorization of MIPL. This Report is prepared and issued to the Subscriber without any risk, responsibility or liability on the part of MIPL or its officials.

NXP SEMICONDUCTORS NETHERLANDS B.V. - 533972

PAGE NO. : 24

Working capital/ balance total	0,13	0,12	0,09	0,18	0,14
Equity / balance total	0,58	0,46	0,46	0,14	0,26
Equity / Fixed assets	0,76	0,59	0,56	0,22	0,37
Equity / liabilities	1,40	0,88	0,87	0,17	0,38
Balance total / liabilities	2,42	1,90	1,89	1,22	1,43
Working capital	2.823.314.603	2.935.206.615	2.211.812.382	1.069.927.814	722.210.155
Equity	12.387.230.283	11.394.559.355	11.472.398.938	854.953.865	1.324.051.951
Mutation equity	8,71	-0,68	1.241,87	-35,43	-1,47
Mutation short term liabilities	1,33	-1,00	101,68	39,45	-25,57
Return on total assets (ROA)	8,24	-0,62	7,09	9,15	3,12
Return on equity (ROE)	14,21	-1,34	15,40	64,93	11,88
Gross profit margin	26,58	3,00	40,14		10,07
Net profit margin	27,83	3,31	32,77		4,13
Average collection ratio	3,51	4,15	2,55		4,47
Average payment ratio	7,45	7,47	4,68		7,49
Equity turnover ratio	0,62	0,79	0,49		2,64
Total assets turnover ratio	0,36	0,37	0,22		0,69
Fixed assets turnover ratio	0,47	0,46	0,27		0,99
Inventory conversion ratio	7,49	4,28	3,25		6,34
Turnover	7.717.838.146	9.010.534.073	5.603.931.619		3.491.407.528
Gross margin	3.846.411.773	3.870.602.129	2.565.445.175		1.564.788.670
Operating result	2.051.197.260	270.372.943	2.249.471.978	893.665.649	351.678.640
Net result after taxes	2.147.920.383	297.884.576	1.836.134.946	502.429.535	144.297.009
Cashflow	3.355.291.778	1.746.514.343	2.051.988.729		737.437.478
Gross profit	7.717.838.146		5.603.931.619		3.491.407.528
EBIT	2.051.197.260	270.372.943	2.249.471.978	893.665.649	351.678.640
EBITDA	3.258.568.655	1.719.002.710	2.465.325.761		944.819.109

Summary

The 2017 financial result structure is a positive working capital of 2.823.314.603 euro, which is in agreement with 13 % of the total assets of the company.

The working capital has diminished with -3.81 % compared to previous year. The ratio, with respect to the total assets of the company has however, increased.

The deterioration between 2016 and 2017 has mainly been caused by a change of the current liabilities.

The current ratio of the company in 2017 was 2.28. A company with a current ratio between 1.5 and 3.0 generally indicates good short-term financial strength.

The quick ratio in 2017 of the company was 1.81. A company with a Quick Ratio of more than 1 can currently pay back its current liabilities.

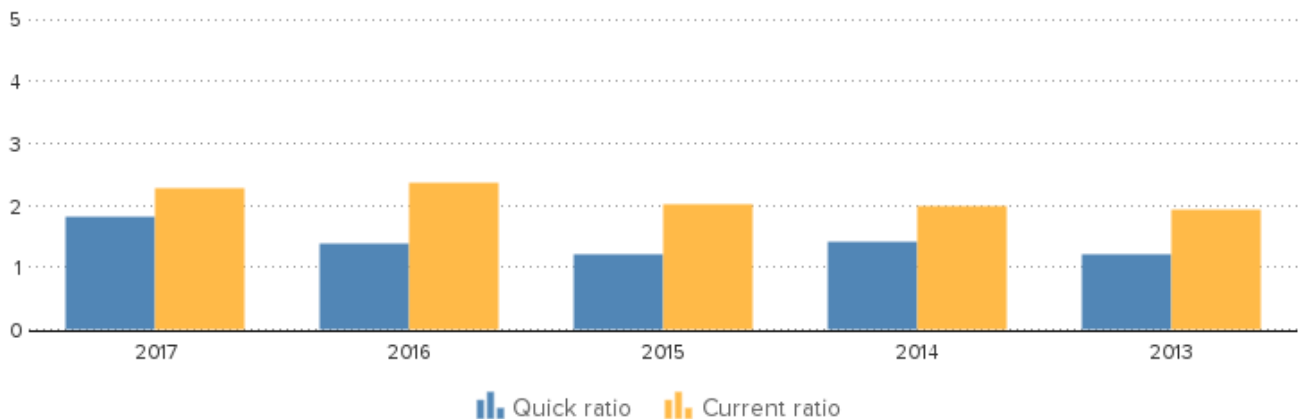
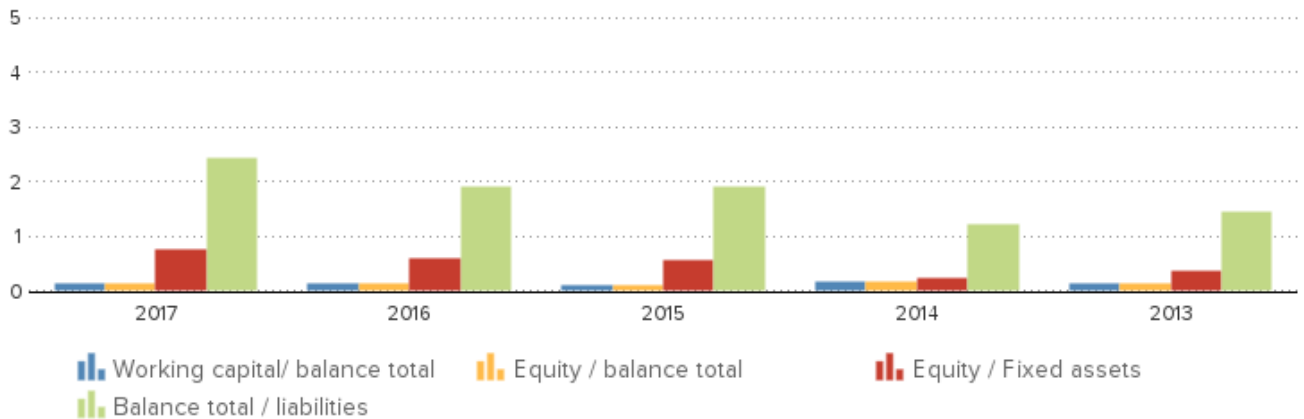
The 2016 financial result structure is a positive working capital of 2.935.206.615 euro, which is in agreement with 12 % of the total assets of the company.

The working capital has increased with 32.71 % compared to previous year. The ratio, with respect to the total assets of the company has however, increased.

The improvement between 2015 and 2016 has mainly been caused by a change of the current assets.

The current ratio of the company in 2016 was 2.35. A company with a current ratio between 1.5 and 3.0 generally indicates good short-term financial strength.

The quick ratio in 2016 of the company was 1.38. A company with a Quick Ratio of more than 1 can currently pay back its current liabilities.



DISCLAIMER : This Report is **PRIVATE & CONFIDENTIAL** and it is prepared at the request of and for its use by the Subscriber only. The Subscriber shall use the contents of the Report merely as an aid to its business. Mira Inform Private Limited ("MIPL") has collated information/data in the Report, which have not been verified unless otherwise specifically mentioned in the Report. The Subscriber shall independently verify the accuracy and correctness of the information/data before in any way acting upon the same. MIPL shall not be liable for any harm, injury, loss or damage caused to the Subscriber due to default by the Subscriber's debtors/beneficiaries in fulfilling their obligations of any nature whatsoever. This Report or any of its portion shall not be used as a documentary evidence or otherwise before any investigative agencies or forum of law. This Report is confidential and proprietary to MIPL. The Subscriber and/or any other person(s) may not reproduce, publish or disclose any of the contents of the Report to others without the express authorization of MIPL. This Report is prepared and issued to the Subscriber without any risk, responsibility or liability on the part of MIPL or its officials.

FINANCIAL STATEMENT

Last annual account	2017
Remark annual account	The financial statements shown in the report relate to the consolidated financial statements of the group.
Type of annual account	Consolidated
Annual account	NXP Semiconductors N.V. High Tech Campus 60 5656AG Eindhoven Netherlands Registration number: <u>34253298</u>

BALANCE

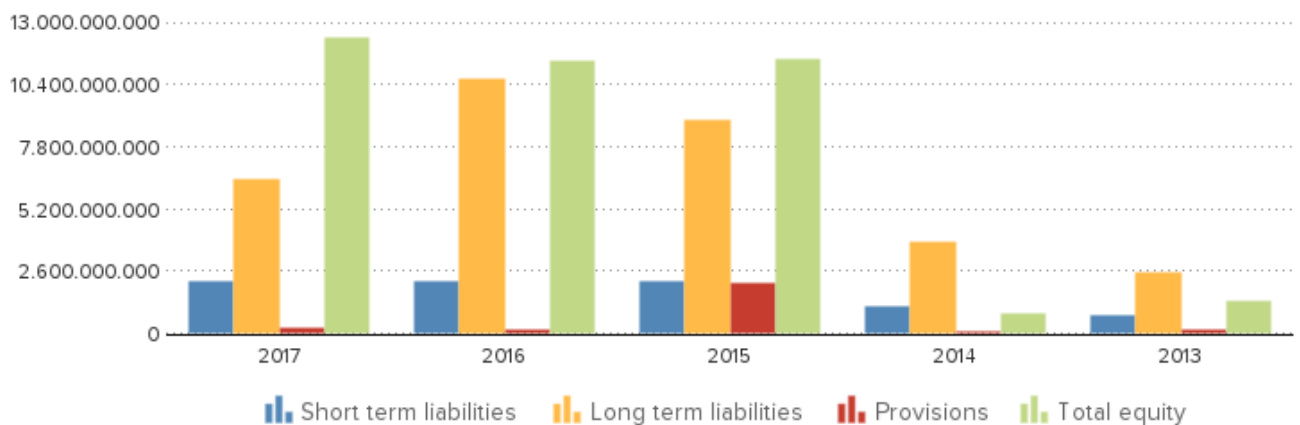
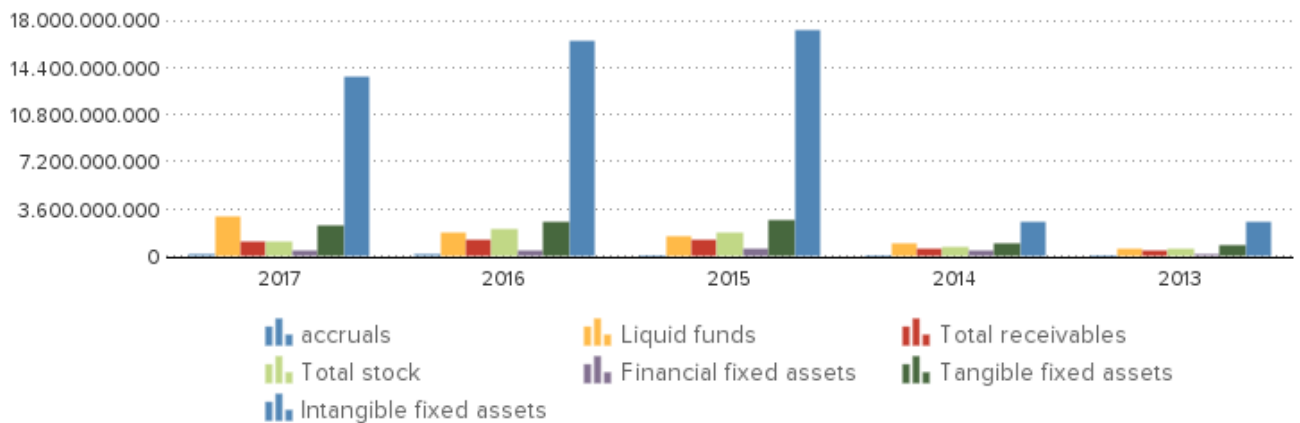
Year	2017	2016	2015	2014	2013
End date	2017-12-31	2016-12-31	2015-12-31	2014-12-31	2013-12-31
Type of annual account	Consol.	Consol.	Consol.	Consol.	Consol.
Intangible fixed assets	13.633.791.219	16.479.468.034	17.219.620.729	2.619.222.824	2.641.577.907
Other tangible fixed assets	426.082.032	361.445.934			
Tangible fixed assets	2.340.532.809	2.594.631.574	2.687.609.231	929.082.813	764.266.570
Financial fixed assets	371.049.911	365.240.642	596.123.852	359.937.225	131.245.018
Fixed assets	16.345.373.939	19.439.340.250	20.503.353.811	3.908.242.861	3.537.089.496
Total stock	1.030.601.550	2.105.114.246	1.725.911.738	621.859.507	550.358.944
Other receivables	145.084.684	132.814.779			
Total receivables	1.036.438.290	1.205.768.457	1.197.758.864	560.085.384	466.246.114
Liquid funds	2.957.559.627	1.796.794.223	1.482.502.153	976.031.147	485.824.100
accruals	145.084.684	132.814.779			
Current assets	5.024.599.467	5.107.676.927	4.406.172.755	2.157.976.037	1.502.429.158
Total assets	21.369.973.406	24.547.017.177	24.909.526.566	6.066.218.898	5.039.518.654
Minority interests	161.761.085	215.349.677	273.720.967	230.623.393	194.329.640
Total equity	12.387.230.283	11.394.559.355	11.472.398.938	854.953.865	1.324.051.951
Provisions	195.947.706	152.736.996	2.089.648.325	60.126.813	171.126.101
Long term interest yielding debt	6.423.749.468	10.611.900.836	8.879.397.961	3.832.466.603	2.569.791.958
Long term liabilities	6.423.749.468	10.611.900.836	8.879.397.961	3.832.466.603	2.569.791.958
Short term liabilities	2.201.284.864	2.172.470.312	2.194.360.373	1.088.048.223	780.219.003
Total short and long term liabilities	8.820.982.038	12.937.108.145	13.163.406.660	4.980.641.640	3.521.137.063
Total liabilities	21.369.973.406	24.547.017.177	24.909.526.566	6.066.218.898	5.039.518.654

Summary	The total assets of the company decreased with -12.94 % between 2016 and 2017. This downturn is mainly retrievable in the fixed asset decrease of -15.92 %.
----------------	--

DISCLAIMER : This Report is **PRIVATE & CONFIDENTIAL** and it is prepared at the request of and for its use by the Subscriber only. The Subscriber shall use the contents of the Report merely as an aid to its business. Mira Inform Private Limited ("MIPL") has collated information/data in the Report, which have not been verified unless otherwise specifically mentioned in the Report. The Subscriber shall independently verify the accuracy and correctness of the information/data before in any way acting upon the same. MIPL shall not be liable for any harm, injury, loss or damage caused to the Subscriber due to default by the Subscriber's debtors/beneficiaries in fulfilling their obligations of any nature whatsoever. This Report or any of its portion shall not be used as a documentary evidence or otherwise before any investigative agencies or forum of law. This Report is confidential and proprietary to MIPL. The Subscriber and/or any other person(s) may not reproduce, publish or disclose any of the contents of the Report to others without the express authorization of MIPL. This Report is prepared and issued to the Subscriber without any risk, responsibility or liability on the part of MIPL or its officials.

The asset reduction is in contrast with the equity growth of 8.71 %. Due to this the total debt decreased with -31.82 %. In 2017 the assets of the company were 76.49 % composed of fixed assets and 23.51 % by current assets. The assets are being financed by an equity of 57.97 %, and total debt of 42.03 %.

The total assets of the company decreased with -1.46 % between 2015 and 2016. This downturn is mainly retrievable in the fixed asset decrease of -5.19 %. Assets reduction is being explained by an indebtedness decrease -1.72 % while the Net Worth remains unchanged. In 2016 the assets of the company were 79.19 % composed of fixed assets and 20.81 % by current assets. The assets are being financed by an equity of 46.42 %, and total debt of 53.58 %.



DISCLAIMER : This Report is **PRIVATE & CONFIDENTIAL** and it is prepared at the request of and for its use by the Subscriber only. The Subscriber shall use the contents of the Report merely as an aid to its business. Mira Inform Private Limited ("MIPL") has collated information/data in the Report, which have not been verified unless otherwise specifically mentioned in the Report. The Subscriber shall independently verify the accuracy and correctness of the information/data before in any way acting upon the same. MIPL shall not be liable for any harm, injury, loss or damage caused to the Subscriber due to default by the Subscriber's debtors/beneficiaries in fulfilling their obligations of any nature whatsoever. This Report or any of its portion shall not be used as a documentary evidence or otherwise before any investigative agencies or forum of law. This Report is confidential and proprietary to MIPL. The Subscriber and/or any other person(s) may not reproduce, publish or disclose any of the contents of the Report to others without the express authorization of MIPL. This Report is prepared and issued to the Subscriber without any risk, responsibility or liability on the part of MIPL or its officials.

PROFIT AND LOSS

Year	2017	2016	2015	2014	2013
Revenues	9.030.270.865	9.010.534.073	6.779.645.842	4.661.887.164	3.502.284.187
Other operating income	1.312.432.718		1.175.714.223		10.876.659
Net turnover	7.717.838.146	9.010.534.073	5.603.931.619		3.491.407.528
Gross margin	3.846.411.773	3.870.602.129	2.565.445.175		1.564.788.670
Amorization and depreciation	1.207.371.395	1.448.629.767	215.853.783		593.140.469
Sales	3.871.426.373	5.139.931.944	3.038.486.444		1.926.618.858
other operating costs	1.900.275.836	2.151.599.419	1.275.833.637		630.846.220
Operating expenses	6.979.073.604	8.740.161.130	4.530.173.864	3.768.221.515	3.150.605.547
Result in subsidiaries	14.174.940	10.435.447			5.075.774
Operating result	2.051.197.260	270.372.943	2.249.471.978	893.665.649	351.678.640
Financial income	22.513.141	10.435.447	10.103.794	2.470.965	47.132.189
Financial expenses	327.691.270	443.980.832	492.330.331	340.993.160	246.537.603
Financial result	-305.178.129	-433.545.385	-482.226.537	-338.522.195	-199.405.414
Result on ordinary operations before taxes	1.760.194.072	-152.736.996	1.767.245.441	555.143.454	157.349.000
Taxation on the result of ordinary activities	-387.726.311	-450.621.571	-56.030.131	31.298.889	16.677.544
Result of ordinary activities after taxes	2.147.920.383	297.884.576	1.823.275.572	523.844.565	140.671.456
Extraordinary income					3.625.553
Extraordinary expense				40.359.094	
Extraordinary result after taxation				-40.359.094	3.625.553
Result subsidiaries after taxes			12.859.374	18.944.064	
Net result	2.147.920.383	297.884.576	1.836.134.946	502.429.535	144.297.009

Summary

The turnover of the company decreased by -14.35 % between 2016 and 2017.
The gross profit of the company has remained the same between 2016 and 2017.
The operating result of the company grew with 658.65 % between 2016 and 2017. This evolution implies an increase of the company's economic profitability.
The result of these changes is an increase of the company's Economic Profitability of 1429.03 % of the analysed period, being equal to 8.24 in the year 2017.
Despite the growth the assets turnover decreased, whose index evolved with -2.7 % to a level of 0.36.
The Net Result of the company increased by 621.06 % between 2016 and 2017.
The company's Financial Profitability has been negatively affected by the financial activities in comparison to the EBITs behaviour.
The result of these variations is a profitability reduction of 1160.45 % of the analysed period, being 14.21 in the year 2017.

The company's financial structure has slowed down its financial profitability.

The turnover of the company grew with 60.79 % between 2015 and 2016.

The gross profit of the company grew with 50.87 % between 2015 and 2016.

The operating result of the company declined with -87.98 % between 2015 and 2016. This evolution implies an decrease of the company's economic profitability.

The result of these changes is a reduction of the company's Economic Profitability of -108.74 % of the analysed period, being equal to -0.62 in the year 2016.

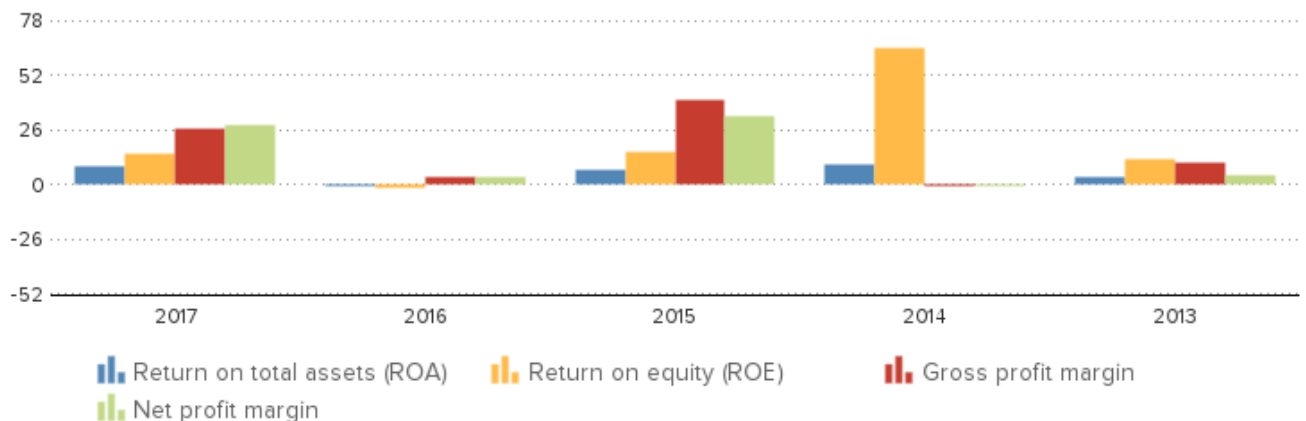
Despite the decline the assets turnover increased by 68.18 % reaching 0.37.

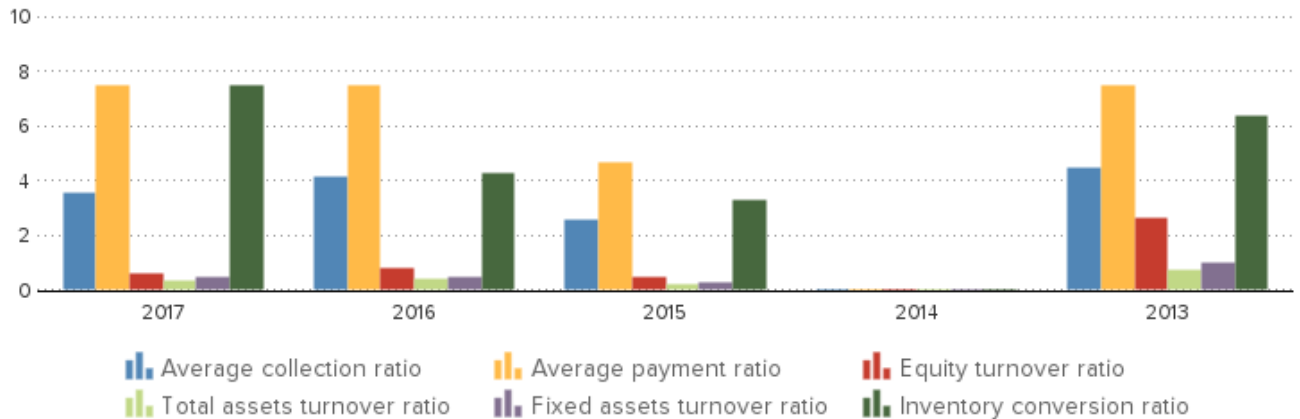
The Net Result of the company decreased by -83.78 % between 2015 and 2016.

The company's Financial Profitability has been positively affected by the financial activities in comparison to the EBITs behaviour.

The result of these variations is a profitability increase of -108.7 % of the analysed period, being -1.34 in the year 2016.

The company's financial profitability has been positively affected by its financial structure.





ANALYSIS

Branch (SBI)

Manufacture of electronic valves and tubes and other electric components (SBI code 2611)

Region

Zuidoost-Noord-Brabant

Summary

In the Netherlands 681 of the companies are registered with the SBI code 2611

In the region Zuidoost-Noord-Brabant 88 of the companies are registered with the SBI code 2611

In the Netherlands 7 of the bankruptcies are published within this sector

In the region Zuidoost-Noord-Brabant 1 of the bankruptcies are published within this sector

The risk of this specific sector in the Netherlands is High

The risk of this specific sector in the region Zuidoost-Noord-Brabant is High

PUBLICATIONS

Consent statements

30-01-2018: Voor boekjaar 2017 is een instemmingsverklaring gedeponereerd.

02-02-2017: Voor boekjaar 2016 is een instemmingsverklaring gedeponereerd.

27-01-2016: Voor boekjaar 2015 is een instemmingsverklaring gedeponereerd.

30-01-2015: Voor boekjaar 2014 is een instemmingsverklaring gedeponereerd.

Functions

21-09-2018: Per 09-09-2018 is gevlmachtigde Paul Richard Hart uit functie getreden.

DISCLAIMER : This Report is **PRIVATE & CONFIDENTIAL** and it is prepared at the request of and for its use by the Subscriber only. The Subscriber shall use the contents of the Report merely as an aid to its business. Mira Inform Private Limited ("MIPL") has collated information/data in the Report, which have not been verified unless otherwise specifically mentioned in the Report. The Subscriber shall independently verify the accuracy and correctness of the information/data before in any way acting upon the same. MIPL shall not be liable for any harm, injury, loss or damage caused to the Subscriber due to default by the Subscriber's debtors/beneficiaries in fulfilling their obligations of any nature whatsoever. This Report or any of its portion shall not be used as a documentary evidence or otherwise before any investigative agencies or forum of law. This Report is confidential and proprietary to MIPL. The Subscriber and/or any other person(s) may not reproduce, publish or disclose any of the contents of the Report to others without the express authorization of MIPL. This Report is prepared and issued to the Subscriber without any risk, responsibility or liability on the part of MIPL or its officials.

21-09-2018: Per 09-09-2018 is gevlmachtigde Tareq Rateb Bustami uit functie getreden.
21-09-2018: Per 09-09-2018 is gevlmachtigde Eckhard Ruediger Stroh uit functie getreden.
22-03-2018: Per 16-03-2018 is commissaris Johannes Anetta Wilhelmus Schreurs in functie getreden.
22-03-2018: Per 16-03-2018 is bestuurder Johannes Anetta Wilhelmus Schreurs uit functie getreden.
30-01-2018: Per 01-01-2018 is commissaris Meindert Jan Marie van den Beld uit functie getreden.
30-01-2018: Per 01-01-2018 is gevlmachtigde Jacqueline McNulty-Ehemann uit functie getreden.
01-12-2017: Per 27-11-2017 is bestuurder Bianca Henrica Geertruda Willems in functie getreden.
01-12-2017: Per 27-11-2017 is gevlmachtigde Bianca Henrica Geertruda Willems in functie getreden.
11-08-2017: Per 06-08-2017 is gevlmachtigde Daniel James Durn uit functie getreden.
20-03-2017: Per 01-01-2017 is gevlmachtigde Johannes Elisabeth Jozef Schmitz uit functie getreden.
28-02-2017: Per 07-02-2017 is gevlmachtigde Frans Erik Scheper uit functie getreden.
19-01-2017: Per 02-01-2017 is gevlmachtigde Johannes Anetta Wilhelmus Schreurs uit functie getreden.
06-01-2017: Per 02-01-2017 is bestuurder Johannes Anetta Wilhelmus Schreurs in functie getreden.
06-01-2017: Per 02-01-2017 is bestuurder Charles Theodorus Smit uit functie getreden.
06-01-2017: Per 02-01-2017 is gevlmachtigde Johannes Anetta Wilhelmus Schreurs in functie getreden.
06-01-2017: Per 02-01-2017 is gevlmachtigde Charles Theodorus Smit uit functie getreden.
08-12-2016: Per 01-12-2016 is gevlmachtigde Marcel Bernhard Nicolaas Hermsen uit functie getreden.
08-12-2016: Per 01-12-2016 is gevlmachtigde Norbertus Josephus Adrianus Maria van Heijst uit functie getreden.
23-09-2016: Per 16-09-2016 is gevlmachtigde Cornelis Hendricus Josephus Hermes uit functie getreden.
19-09-2016: Per 15-09-2016 is gevlmachtigde Wes Willem van Erp in functie getreden.
19-09-2016: Per 15-09-2016 is gevlmachtigde Joop Eijselendoorn uit functie getreden.
31-03-2016: Per 18-03-2016 is commissaris Meindert Jan Marie van den Beld in functie getreden.
31-03-2016: Per 01-01-2016 is gevlmachtigde Job Lukas Maassen van den Brink uit functie getreden.
31-03-2016: Per 01-03-2016 is gevlmachtigde Jan Buitenhuis uit functie getreden.
24-02-2016: Per 29-01-2016 is gevlmachtigde Hai Wang uit

functie getreden.

24-02-2016: Per 28-01-2016 is gevlmachtigde Kin Wah Loh uit functie getreden.

11-01-2016: Per 01-01-2016 is bestuurder Anthonie Jacob Versluijs in functie getreden.

11-01-2016: Per 31-12-2015 is bestuurder Johannes Antonius Eduard van den Broek uit functie getreden.

11-01-2016: Per 07-12-2015 is gevlmachtigde Leonardus Joseph Thoonen uit functie getreden.

11-01-2016: Per 01-01-2016 is gevlmachtigde Anthonie Jacob Versluijs in functie getreden.

11-01-2016: Per 31-12-2015 is gevlmachtigde Johannes Antonius Eduard van den Broek uit functie getreden.

28-12-2015: Per 07-12-2015 is gevlmachtigde David Wayne Reed in functie getreden.

28-12-2015: Per 07-12-2015 is gevlmachtigde Paul Richard Hart in functie getreden.

28-12-2015: Per 07-12-2015 is gevlmachtigde Tareq Rateb Bustami in functie getreden.

28-12-2015: Per 07-12-2015 is gevlmachtigde Sean Hunkler uit functie getreden.

18-12-2015: Per 07-12-2015 is commissaris Mark Arjen Hamersma uit functie getreden.

18-12-2015: Per 07-12-2015 is gevlmachtigde Daniel James Durn in functie getreden.

18-12-2015: Per 07-12-2015 is gevlmachtigde Mark Arjen Hamersma uit functie getreden.

15-12-2015: Per 01-11-2015 is gevlmachtigde Keith Mitchell Shull in functie getreden.

23-07-2015: Per 01-07-2015 is gevlmachtigde Johannes Jozef Franciscus Rijns uit functie getreden.

08-05-2015: Per 01-05-2015 is bestuurder Maurice Henri Joseph Marie Geraets in functie getreden.

08-05-2015: Per 01-05-2015 is gevlmachtigde Maurice Henri Joseph Marie Geraets in functie getreden.

08-05-2015: Per 30-04-2015 is gevlmachtigde Robert Gresley Rigby-Hall uit functie getreden.

12-01-2015: Per 01-01-2015 is gevlmachtigde Johannes Arnoldus Gulen uit functie getreden.

12-01-2015: Per 01-01-2015 is gevlmachtigde Theodora Hendrika Wilhelmina Maria Veringa-Nijenhuis uit functie getreden.

20-11-2014: Per 14-11-2014 is gevlmachtigde Christopher Paul Belden uit functie getreden.

Mergers

09-11-2016: Op 06-11-2016 fusieakte verleden. Verkrijgende rechtspersoon: NXP Semiconductors Netherlands B.V., 17070621
Verdwijnende rechtspersoon: Freescale Semiconduttori Italia S.r.l., ingeschreven in: Registro delle Imprese te Milaan, Italië onder nummer 04342810969.

16-09-2016: Op 14-09-2016 fusievoorstel gedeponeed.

Verkrijgende rechtspersoon: NXP Semiconductors Netherlands B.V., 17070621
Verdwijnende rechtspersoon: Freescale Semiconduttori Italia S.r.l., ingeschreven in: Registro delle Imprese te Milaan, Italië onder nummer 04342810969.

COMPANY STRUCTURE

Relations

Company

NXP Semiconductors N.V. (Eindhoven)
|-- **NXP B.V.** (Eindhoven)
|-- |-- **Catena Holding B.V.** (DELFT)
|-- |-- |-- **Catena Radio Design B.V.** (DELFT)
|-- |-- |-- **Catena Microelectronics B.V.** (DELFT)
|-- |-- **NXP Software B.V.** (EINDHOVEN)
|-- |-- **NXP Semiconductors Netherlands B.V.** (Eindhoven)

7

Registration number

34253298 |
17070622 |
27225150 |
27192389 |
27227657 |
17192886 |
17070621 |

FOREIGN EXCHANGE RATES

Currency	Unit	Indian Rupees
US Dollar	1	INR 73.92
UK Pound	1	INR 96.86
Euro	1	INR 85.06
Euro	1	INR 85.10

Note : Above are approximate rates obtained from sources believed to be correct

INFORMATION DETAILS

Analysis Done by :	NIS
Report Prepared by :	SYL

DISCLAIMER : This Report is **PRIVATE & CONFIDENTIAL** and it is prepared at the request of and for its use by the Subscriber only. The Subscriber shall use the contents of the Report merely as an aid to its business. Mira Inform Private Limited ("MIPL") has collated information/data in the Report, which have not been verified unless otherwise specifically mentioned in the Report. The Subscriber shall independently verify the accuracy and correctness of the information/data before in any way acting upon the same. MIPL shall not be liable for any harm, injury, loss or damage caused to the Subscriber due to default by the Subscriber's debtors/beneficiaries in fulfilling their obligations of any nature whatsoever. This Report or any of its portion shall not be used as a documentary evidence or otherwise before any investigative agencies or forum of law. This Report is confidential and proprietary to MIPL. The Subscriber and/or any other person(s) may not reproduce, publish or disclose any of the contents of the Report to others without the express authorization of MIPL. This Report is prepared and issued to the Subscriber without any risk, responsibility or liability on the part of MIPL or its officials.

RATING EXPLANATIONS

Credit Rating	Explanation	Rating Comments
A++	Minimum Risk	Business dealings permissible with minimum risk of default
A+	Low Risk	Business dealings permissible with low risk of default
A	Acceptable Risk	Business dealings permissible with moderate risk of default
B	Medium Risk	Business dealings permissible on a regular monitoring basis
C	Medium High Risk	Business dealings permissible preferably on secured basis
D	High Risk	Business dealing not recommended or on secured terms only
NB	New Business	No recommendation can be done due to business in infancy stage
NT	No Trace	No recommendation can be done as the business is not traceable

NB is stated where there is insufficient information to facilitate rating. However, it is not to be considered as unfavourable.

This score serves as a reference to assess SC's credit risk and to set the amount of credit to be extended. It is calculated from a composite of weighted scores obtained from each of the major sections of this report. The assessed factors are as follows:

- Financial condition covering various ratios
- Company background and operations size
- Promoters / Management background
- Payment record
- Litigation against the subject
- Industry scenario / competitor analysis
- Supplier / Customer / Banker review (wherever available)