

MIRA INFORM REPORT

Report No. :	534380
Report Date :	10.10.2018

IDENTIFICATION DETAILS

Name :	JAINAM FERRO ALLOYS (I) LIMITED (w.e.f. 29.08.2018)
Formerly Known As :	JAINAM INFRAWAYS LIMITED (w.e.f. 10.07.2018) JAINAM INFRAWAYS PRIVATE LIMITED
Registered Office :	Plot No. 103 to 113 and 130 to 136/A and 137, Sector-C, Urla Industrial Area, Raipur – 492003, Chhattisgarh
Mobile No.:	91-8009007849 (Mr. Abhay Parekh)
Country :	India
Financials (as on) :	31.03.2017
Date of Incorporation :	06.03.2014
CIN No.: [Company Identification No.]	U27100CT2014PLC001311 (New) U45400CT2014PLC001311 (Old)
Capital Investment / Paid-up Capital :	INR 38.580 Million
PAN No.: [Permanent Account No.]	AADCJ2896D
GSTN : [Goods & Service Tax Registration No.]	22AADCJ2896D2ZP
Legal Form :	A Closely Held Public Limited Liability Company
Line of Business :	Manufacturer and Supplier of Carbon Ferro Manganese, Ferro Manganese, HC Ferro Manganese and Silico Manganese, etc. (Registered Activity and also Confirmed by management)
No. of Employees :	15 (Approximately)

RATING & COMMENTS

(Mira Inform has adopted New Rating mechanism w.e.f. 23rd January 2017)

MIRA's Rating :

B

Credit Rating	Explanation	Rating Comments
B	Medium Risk	Business dealings permissible on a regular monitoring basis

Status :	Recently commenced business operations.
Payment Behaviour :	Slow but correct
Litigation :	Clear
Comments :	<p>Subject was incorporated in the year 2014. It is a manufacturer of HC ferro manganese and silico manganese.</p> <p>As per the annual report of FY 2016-17, the company was commenced its business operations during the year under review.</p> <p>For the financial year ended March 2017, the company achieved decent revenue from its operations along with an average profit margin of 5.40%.</p> <p>The overall financial profile of the company seems to be satisfactory marked by comfortable net worth base along with negligible debt balance sheet profile.</p> <p>Payment seems to be slow but correct.</p> <p>In view of aforesaid, the company can be considered for business dealings with some caution.</p>

NOTES :

Any query related to this report can be made on e-mail : infodept@mirainform.com while quoting report number, name and date.

ECGC Country Risk Classification List

Country Name	Previous Rating (31.12.2017)	Current Rating (01.04.2018)
India	A1	A1

Risk Category	ECGC Classification
Insignificant	A1
Low Risk	A2
Moderately Low Risk	B1
Moderate Risk	B2
Moderately High Risk	C1

DISCLAIMER : This Report is **PRIVATE & CONFIDENTIAL** and it is prepared at the request of and for its use by the Subscriber only. The Subscriber shall use the contents of the Report merely as an aid to its business. Mira Inform Private Limited ("MIPL") has collated information/data in the Report, which have not been verified unless otherwise specifically mentioned in the Report. The Subscriber shall independently verify the accuracy and correctness of the information/data before in any way acting upon the same. MIPL shall not be liable for any harm, injury, loss or damage caused to the Subscriber due to default by the Subscriber's debtors/beneficiaries in fulfilling their obligations of any nature whatsoever. This Report or any of its portion shall not be used as a documentary evidence or otherwise before any investigative agencies or forum of law. This Report is confidential and proprietary to MIPL. The Subscriber and/or any other person(s) may not reproduce, publish or disclose any of the contents of the Report to others without the express authorization of MIPL. This Report is prepared and issued to the Subscriber without any risk, responsibility or liability on the part of MIPL or its officials.

High Risk	C2
Very High Risk	D

EXTERNAL AGENCY RATING

Rating Agency Name	Not Available
Rating	Not Available
Rating Explanation	Not Available
Date	Not Available

RBI DEFAULTERS' LIST STATUS

Subject's name is not enlisted as a defaulter in the publicly available RBI Defaulters' list.

EPF (Employee Provident Fund) DEFAULTERS' LIST STATUS

Subject's name is not enlisted as a defaulter in the publicly available EPF (Employee Provident Fund) Defaulters' list as of 31-03-2018.

BIFR (Board for Industrial & Financial Reconstruction) LISTING STATUS

Subject's name is not listed as a Sick Unit in the publicly available BIFR (Board for Industrial & Financial Reconstruction) list as of 10.10.2018

IBBI (Insolvency and Bankruptcy Board of India) LISTING STATUS

Subject's name is not listed in the publicly available IBBI (Insolvency and Bankruptcy Board of India) list as of report date.

INFORMATION PARTED BY (GENERAL DETAILS)

Name :	Mr. Abhay Parekh
Designation :	Manager
Contact No.:	91-8009007849

LOCATIONS

Registered Office/ Factory :	Plot No. 103 to 113 and 130 to 136/A and 137, Sector-C, Urla Industrial Area, Raipur – 492003, Chhattisgarh, India
Tel. No.:	Not Available
Mobile No.:	91-8009007849 (Mr. Abhay Parekh)

DISCLAIMER : This Report is **PRIVATE & CONFIDENTIAL** and it is prepared at the request of and for its use by the Subscriber only. The Subscriber shall use the contents of the Report merely as an aid to its business. Mira Inform Private Limited ("MIPL") has collated information/data in the Report, which have not been verified unless otherwise specifically mentioned in the Report. The Subscriber shall independently verify the accuracy and correctness of the information/data before in any way acting upon the same. MIPL shall not be liable for any harm, injury, loss or damage caused to the Subscriber due to default by the Subscriber's debtors/beneficiaries in fulfilling their obligations of any nature whatsoever. This Report or any of its portion shall not be used as a documentary evidence or otherwise before any investigative agencies or forum of law. This Report is confidential and proprietary to MIPL. The Subscriber and/or any other person(s) may not reproduce, publish or disclose any of the contents of the Report to others without the express authorization of MIPL. This Report is prepared and issued to the Subscriber without any risk, responsibility or liability on the part of MIPL or its officials.

Fax No.:	Not Available
E-Mail :	company_corporate@yahoo.com jainamferro@gmail.com

DIRECTORS

As on 31.03.2018

Name :	Mr. Archit Parakh		
Designation :	Managing Director		
Address :	B-72, Wallfort City, Ring Road No.1, Bhatagaon, Raipur – 492013, Chhattisgarh, India		
Date of Appointment :	13.07.2018		
DIN No.:	06797522		
Other Directorship:			
CIN/FCRN	Company Name	Begin Date	End Date
U45400CT2014PTC001312	JAINAM BUILDMART PRIVATE LIMITED	06/03/2014	-
U45400CT2014PTC001310	JAINAM REALBUILD PRIVATE LIMITED	06/03/2014	-
Name :	Mr. Arpit Parakh		
Designation :	Whole-Time Director		
Address :	B-61, Wallfort City, Ring Road No.1, Bhatagaon, Raipur – 492013, Chhattisgarh, India		
Date of Appointment :	13.07.2018		
DIN No.:	06797516		
Other Directorship:			
CIN/FCRN	Company Name	Begin Date	End Date
U45400CT2014PTC001312	JAINAM BUILDMART PRIVATE LIMITED	06/03/2014	-
U45400CT2014PTC001310	JAINAM REALBUILD PRIVATE LIMITED	06/03/2014	-
Name :	Mr. Anil Parakh		
Designation :	Director		
Address :	B-61, Wallfort City, Ring Road No.1, Bhatagaon, Raipur – 492013, Chhattisgarh, India		
Date of Appointment :	13.07.2018		
DIN No.:	01124855		
Other Directorship:			
CIN/FCRN	Company Name	Begin Date	End Date
U45201CT1999PTC013252	CHATTISGARH PROJECTS INDIA PRIVATE LIMITED	10/09/2005	-
Name :	Mrs. Namita Bai Parakh		
Designation :	Director		

DISCLAIMER : This Report is **PRIVATE & CONFIDENTIAL** and it is prepared at the request of and for its use by the Subscriber only. The Subscriber shall use the contents of the Report merely as an aid to its business. Mira Inform Private Limited ("MIPL") has collated information/data in the Report, which have not been verified unless otherwise specifically mentioned in the Report. The Subscriber shall independently verify the accuracy and correctness of the information/data before in any way acting upon the same. MIPL shall not be liable for any harm, injury, loss or damage caused to the Subscriber due to default by the Subscriber's debtors/beneficiaries in fulfilling their obligations of any nature whatsoever. This Report or any of its portion shall not be used as a documentary evidence or otherwise before any investigative agencies or forum of law. This Report is confidential and proprietary to MIPL. The Subscriber and/or any other person(s) may not reproduce, publish or disclose any of the contents of the Report to others without the express authorization of MIPL. This Report is prepared and issued to the Subscriber without any risk, responsibility or liability on the part of MIPL or its officials.

JAINAM FERRO ALLOYS (I) LIMITED - 534380

PAGE NO. : 5

Address :	House Number 205, Ward Number 26, Tilak Marg, Ganj Line, Rajnandgaon - 491441, Chattisgarh, India
Date of Appointment :	26.06.2018
DIN No.:	08165874
Name :	Mr. Nandkishor Bhutda
Designation :	Director
Address :	House Number 29/K, Ward Number 31, Ganj Lain, Ganj Line, Rajnandgaon – 491441, Chattisgarh, India
Date of Birth/Age :	28.01.1973
Date of Appointment :	08.08.2018
DIN No.:	08190391
Name :	Mr. Ramakant Sarda
Designation :	Director
Address :	Kanha, Mohba Bazar, Heerapur Road, Raipur – 492001, Chattisgarh, India
Date of Birth/Age :	21.01.1957
Date of Appointment :	08.08.2018
DIN No.:	08190399

KEY EXECUTIVES

Name :	Mr. Abhay Parekh
Designation :	Manager
Name :	Mr. Basant Vyas
Designation :	Chief Financial Officer
Address :	H N D-201, Barasana Enclave, Tatibandh, Near Aiims Hospital, Ravi Shankar Unive, Raipur – 492010, Chhattisgarh, India
Date of Appointment :	31.08.2018
PAN No.:	AKCPV4004B

MAJOR SHAREHOLDERS / SHAREHOLDING PATTERN

As on 31.03.2017

Names of Shareholders	No. of Shares
Archit Parakh	65000
Arpit Parakh	65000
Jainam Realbuild Private Limited, India	104000
Anil Parakh (HUF) Karta of Anil Parakh	1365000
Aditya Parakh	1119000
Abhay Parakh	60000
Ajay Prakh	60000
Ajay Parakh HUF Karta of Ajay Parakh	60000

DISCLAIMER : This Report is **PRIVATE & CONFIDENTIAL** and it is prepared at the request of and for its use by the Subscriber only. The Subscriber shall use the contents of the Report merely as an aid to its business. Mira Inform Private Limited ("MIPL") has collated information/data in the Report, which have not been verified unless otherwise specifically mentioned in the Report. The Subscriber shall independently verify the accuracy and correctness of the information/data before in any way acting upon the same. MIPL shall not be liable for any harm, injury, loss or damage caused to the Subscriber due to default by the Subscriber's debtors/beneficiaries in fulfilling their obligations of any nature whatsoever. This Report or any of its portion shall not be used as a documentary evidence or otherwise before any investigative agencies or forum of law. This Report is confidential and proprietary to MIPL. The Subscriber and/or any other person(s) may not reproduce, publish or disclose any of the contents of the Report to others without the express authorization of MIPL. This Report is prepared and issued to the Subscriber without any risk, responsibility or liability on the part of MIPL or its officials.

JAINAM FERRO ALLOYS (I) LIMITED - 534380

PAGE NO. : 6

Anil Parakh		60000
Ankit Parakh		60000
Aayushi Parakh		60000
Kritika Parakh		60000
Mangilal Parakh HUF Karta of Mangilal Parakh		60000
Mangilal Parakh		60000
Namita Sanjay Parakh		60000
Namita Anil Parakh		60000
Rita Parakh		60000
Sanjay Parakh		60000
Sanjay Parakh HUF Karta of Sanjay Parakh		60000
Shanti Bai Parakh		60000
Shubhra Parakh		60000
Sunil Parakh HUF Karta of Sunil Parakh		60000
Sunil Parakh		60000
Veena Parakh		60000
Total		3858000

Equity Share Break up (Percentage of Total Equity)

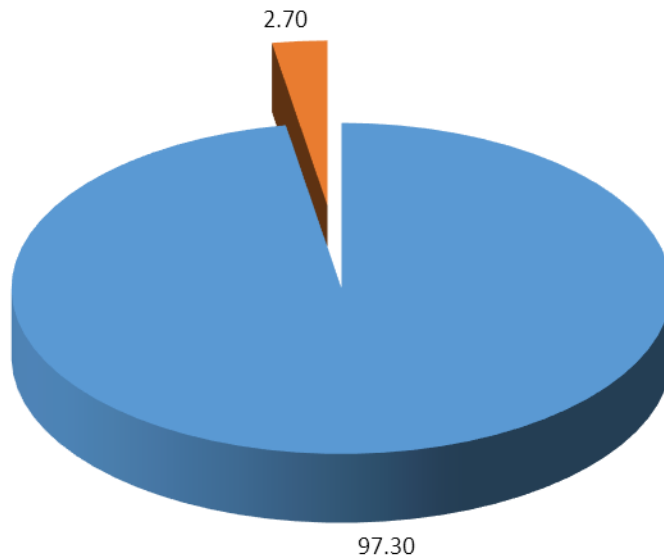
As on 29.09.2017

Category	Percentage
Promoters (Individual/Hindu Undivided Family-Indian)	97.30
Promoters (Body corporate)	2.70
Total	100.00

DISCLAIMER : This Report is **PRIVATE & CONFIDENTIAL** and it is prepared at the request of and for its use by the Subscriber only. The Subscriber shall use the contents of the Report merely as an aid to its business. Mira Inform Private Limited ("MIPL") has collated information/data in the Report, which have not been verified unless otherwise specifically mentioned in the Report. The Subscriber shall independently verify the accuracy and correctness of the information/data before in any way acting upon the same. MIPL shall not be liable for any harm, injury, loss or damage caused to the Subscriber due to default by the Subscriber's debtors/beneficiaries in fulfilling their obligations of any nature whatsoever. This Report or any of its portion shall not be used as a documentary evidence or otherwise before any investigative agencies or forum of law. This Report is confidential and proprietary to MIPL. The Subscriber and/or any other person(s) may not reproduce, publish or disclose any of the contents of the Report to others without the express authorization of MIPL. This Report is prepared and issued to the Subscriber without any risk, responsibility or liability on the part of MIPL or its officials.

Share holding pattern

■ Promoters (Individual/Hindu Undivided Family-Indian) ■ Promoters (Body corporate)



BUSINESS DETAILS

Line of Business :	Manufacturer and Supplier of Carbon Ferro Manganese, Ferro Manganese, HC Ferro Manganese and Silico Manganese, etc. (Registered Activity and also Confirmed by management)	
Products/ Services :	Item Code No.	Product/ Services Description
	72029922	Manufacture of Silico Manganese
Brand Names :	Not Available	
Agencies Held :	Not Available	
Exports :	Not Available	
Imports :		
	Products :	Raw Material
	Countries :	South Africa
Terms :		
	Selling :	L/C and Others (NEFT/ RTGS)

DISCLAIMER : This Report is **PRIVATE & CONFIDENTIAL** and it is prepared at the request of and for its use by the Subscriber only. The Subscriber shall use the contents of the Report merely as an aid to its business. Mira Inform Private Limited ("MIPL") has collated information/data in the Report, which have not been verified unless otherwise specifically mentioned in the Report. The Subscriber shall independently verify the accuracy and correctness of the information/data before in any way acting upon the same. MIPL shall not be liable for any harm, injury, loss or damage caused to the Subscriber due to default by the Subscriber's debtors/beneficiaries in fulfilling their obligations of any nature whatsoever. This Report or any of its portion shall not be used as a documentary evidence or otherwise before any investigative agencies or forum of law. This Report is confidential and proprietary to MIPL. The Subscriber and/or any other person(s) may not reproduce, publish or disclose any of the contents of the Report to others without the express authorization of MIPL. This Report is prepared and issued to the Subscriber without any risk, responsibility or liability on the part of MIPL or its officials.

Purchasing :	L/C and Others (NEFT/ RTGS)
---------------------	-----------------------------

PRODUCTION STATUS NOT AVAILABLE

GENERAL INFORMATION

Suppliers :	Reference :	Not Divulged
	Name of the Person :	--
	Contact No.:	--
	Since How Long Known :	--
	Maximum Limit Dealt :	--
	Experience :	--
	Remark:	--
Customers :	End Users	
	Reference :	Not Divulged
	Name of the Person :	--
	Contact No.:	--
	Since How Long Known :	--
	Maximum Limit Dealt :	--
	Experience :	--
Remark:	--	
No. of Employees :	15 (Approximately)	
Bankers :	Bank Name	Kotak Mahindra Bank Limited
	Branch	27BKC, C 27, G Block, Bandra Kurla Complex, Bandra (East), Mumbai – 400051, Maharashtra, India
	Person Name (With Designation)	--
	Contact Number	--
	Name of Account Holder	--
	Account Number	--
	Account Since (Date/Year of Account Opening)	--
	Average Balance Maintained (If Possible)	--
	Credit Facilities Enjoyed (If any)	--
	Account Operation	--
	Remarks (If any)	--
		<ul style="list-style-type: none"> HDFC Bank Limited, HDFC Bank House, Senapati Bapat Marg, Lower Parel (West), Mumbai – 400013, Maharashtra, India

	<ul style="list-style-type: none"> IDBI Bank Limited
Auditors :	
Name :	Pankaj Tawri and Company Chartered Accountants
Address :	Station Road, Balod – 492601, Chattisgarh, India
Mobile No.:	91-975591109
E-Mail :	capankajtawri@gmail.com
Income-tax PAN of auditor or auditor's firm :	AFUPT5656E
Memberships :	Not Available
Collaborators :	Not Available
Associates and Relative of key management personnel and where transaction has taken place during the year.	<ul style="list-style-type: none"> Ajay Parakh HUF Mangilal Parakh HUF Sanjay Parakh HUF

CAPITAL STRUCTURE

As on 29.09.2017

Authorised Capital : INR 135.000 Million

Issued, Subscribed & Paid-up Capital : INR 9.259 Million

As on 29.09.2017

Authorised Capital :

No. of Shares	Type	Value	Amount
4400000	Equity Shares	INR 10/- each	INR 44.000 Million

Issued, Subscribed & Paid-up Capital :

No. of Shares	Type	Value	Amount
3858000	Equity Shares	INR 10/- each	INR 38.580 Million

FINANCIAL DATA
[all figures are in INR Million]

ABRIDGED BALANCE SHEET

SOURCES OF FUNDS	31.03.2017	31.03.2016	31.03.2015
I. EQUITY AND LIABILITIES			
(1) Shareholders' Funds			
(a) Share Capital	38.580	0.100	0.100
(b) Reserves & Surplus	61.190	0.124	(0.013)
(c) Money received against share warrants	0.000	0.000	0.000
(2) Share Application money pending allotment	0.000	0.000	0.000
Total Shareholders' Funds (1) + (2)	99.770	0.224	0.087
(3) Non-Current Liabilities			
(a) Long-term borrowings	64.008	0.040	0.040
(b) Deferred tax liabilities (Net)	1.614	0.000	0.000
(c) Other long term liabilities	0.000	0.000	0.000
(d) Long-term provisions	0.000	0.000	0.000
Total Non-current Liabilities (3)	65.622	0.040	0.040
(4) Current Liabilities			
(a) Short term borrowings	0.000	0.000	0.000
(b) Trade payables	39.100	0.000	0.000
(c) Other current liabilities	0.000	0.000	0.000
(d) Short-term provisions	7.356	0.044	0.005
Total Current Liabilities (4)	46.456	0.044	0.005
TOTAL	211.848	0.308	0.132
II. ASSETS			
(1) Non-current assets			
(a) Fixed Assets			
(i) Tangible assets	36.289	0.000	0.000
(ii) Intangible Assets	0.000	0.000	0.000
(iii) Capital work-in-progress	0.000	0.000	0.000
(iv) Intangible assets under development	0.000	0.000	0.000
(b) Non-current Investments	8.879	0.000	0.000
(c) Deferred tax assets (net)	0.000	0.000	0.000
(d) Long-term Loan and Advances	0.000	0.000	0.000
(e) Other Non-current assets	0.000	0.000	0.000
Total Non-Current Assets	45.168	0.000	0.000

DISCLAIMER : This Report is **PRIVATE & CONFIDENTIAL** and it is prepared at the request of and for its use by the Subscriber only. The Subscriber shall use the contents of the Report merely as an aid to its business. Mira Inform Private Limited ("MIPL") has collated information/data in the Report, which have not been verified unless otherwise specifically mentioned in the Report. The Subscriber shall independently verify the accuracy and correctness of the information/data before in any way acting upon the same. MIPL shall not be liable for any harm, injury, loss or damage caused to the Subscriber due to default by the Subscriber's debtors/beneficiaries in fulfilling their obligations of any nature whatsoever. This Report or any of its portion shall not be used as a documentary evidence or otherwise before any investigative agencies or forum of law. This Report is confidential and proprietary to MIPL. The Subscriber and/or any other person(s) may not reproduce, publish or disclose any of the contents of the Report to others without the express authorization of MIPL. This Report is prepared and issued to the Subscriber without any risk, responsibility or liability on the part of MIPL or its officials.

JAINAM FERRO ALLOYS (I) LIMITED - 534380

PAGE NO. : 11

(2) Current assets			
(a) Current investments	0.000	0.000	0.000
(b) Inventories	45.048	0.000	0.000
(c) Trade receivables	33.340	0.000	0.000
(d) Cash and cash equivalents	1.087	0.297	0.117
(e) Short-term loans and advances	22.619	0.000	0.000
(f) Other current assets	64.586	0.011	0.015
Total Current Assets	166.680	0.308	0.132
TOTAL	211.848	0.308	0.132

PROFIT & LOSS ACCOUNT

	PARTICULARS	31.03.2017	31.03.2016	31.03.2015
	SALES			
	Income	259.436	0.000	0.000
	Other Income	1.573	0.184	0.000
	TOTAL	261.009	0.184	0.000
Less	EXPENSES			
	Purchases and Consumption of Raw Material	120.402	0.000	0.000
	Direct Expenses	111.845	0.000	0.000
	Employees benefits expense	6.248	0.000	0.000
	Increase/ Decrease in Stock	(14.935)	0.000	0.000
	Operating and Other expenses	2.000	0.013	0.013
	TOTAL	225.560	0.013	0.013
	PROFIT/ (LOSS) BEFORE INTEREST, TAX, DEPRECIATION AND AMORTISATION	35.449	0.171	(0.013)
Less	FINANCIAL EXPENSES	7.303	0.000	0.000
	PROFIT / (LOSS) BEFORE TAX, DEPRECIATION AND AMORTISATION	28.146	0.171	(0.013)
Less/ Add	DEPRECIATION/ AMORTISATION	7.797	0.000	0.000
	PROFIT/ (LOSS) BEFORE TAX	20.349	0.171	(0.013)
Less	TAX	6.329	0.034	0.000
	PROFIT/ (LOSS) AFTER TAX	14.020	0.137	(0.013)
	Earnings / (Loss) Per Share (INR)	3.63	13.66	--

DISCLAIMER : This Report is **PRIVATE & CONFIDENTIAL** and it is prepared at the request of and for its use by the Subscriber only. The Subscriber shall use the contents of the Report merely as an aid to its business. Mira Inform Private Limited ("MIPL") has collated information/data in the Report, which have not been verified unless otherwise specifically mentioned in the Report. The Subscriber shall independently verify the accuracy and correctness of the information/data before in any way acting upon the same. MIPL shall not be liable for any harm, injury, loss or damage caused to the Subscriber due to default by the Subscriber's debtors/beneficiaries in fulfilling their obligations of any nature whatsoever. This Report or any of its portion shall not be used as a documentary evidence or otherwise before any investigative agencies or forum of law. This Report is confidential and proprietary to MIPL. The Subscriber and/or any other person(s) may not reproduce, publish or disclose any of the contents of the Report to others without the express authorization of MIPL. This Report is prepared and issued to the Subscriber without any risk, responsibility or liability on the part of MIPL or its officials.

CURRENT MATURITIES OF LONG TERM DEBT DETAILS

Particulars	31.03.2017	31.03.2016	31.03.2015
Current Maturities of Long term debt	NA	NA	NA
Cash generated from operations	(85.106)	(0.005)	NA
Net cash flow from operating activities	(90.140)	(0.005)	NA

KEY RATIOS

EFFICIENCY RATIOS

PARTICULARS	31.03.2017	31.03.2016	31.03.2015
Average Collection Days (Sundry Debtors / Income * 365 Days)	46.91	0.00	0.00
Account Receivables Turnover (Income / Sundry Debtors)	7.78	0.00	0.00
Average Payment Days (Sundry Creditors / Purchases * 365 Days)	118.53	0.00	0.00
Inventory Turnover (Operating Income / Inventories)	0.79	0.00	0.00
Asset Turnover (Operating Income / Net Fixed Assets)	0.98	0.00	0.00

LEVERAGE RATIOS

PARTICULARS	31.03.2017	31.03.2016	31.03.2015
Debt Ratio ((Borrowing + Current Liabilities) / Total Assets)	0.52	0.27	0.34
Debt Equity Ratio (Total Liability / Networth)	0.64	0.18	0.46
Current Liabilities to Networth (Current Liabilities / Net Worth)	0.47	0.20	0.06
Fixed Assets to Networth (Net Fixed Assets / Networth)	0.36	0.00	0.00
Interest Coverage Ratio (PBIT / Financial Charges)	4.85	0.00	0.00

DISCLAIMER : This Report is **PRIVATE & CONFIDENTIAL** and it is prepared at the request of and for its use by the Subscriber only. The Subscriber shall use the contents of the Report merely as an aid to its business. Mira Inform Private Limited ("MIPL") has collated information/data in the Report, which have not been verified unless otherwise specifically mentioned in the Report. The Subscriber shall independently verify the accuracy and correctness of the information/data before in any way acting upon the same. MIPL shall not be liable for any harm, injury, loss or damage caused to the Subscriber due to default by the Subscriber's debtors/beneficiaries in fulfilling their obligations of any nature whatsoever. This Report or any of its portion shall not be used as a documentary evidence or otherwise before any investigative agencies or forum of law. This Report is confidential and proprietary to MIPL. The Subscriber and/or any other person(s) may not reproduce, publish or disclose any of the contents of the Report to others without the express authorization of MIPL. This Report is prepared and issued to the Subscriber without any risk, responsibility or liability on the part of MIPL or its officials.

PROFITABILITY RATIOS

PARTICULARS		31.03.2017	31.03.2016	31.03.2015
Net Profit Margin [(PAT / Sales) * 100]	%	5.40	0.00	0.00
Return on Total Assets ((PAT / Total Assets) * 100)	%	6.62	44.48	(9.85)
Return on Investment (ROI) ((PAT / Networth) * 100)	%	14.05	61.16	(14.94)

SOLVENCY RATIOS

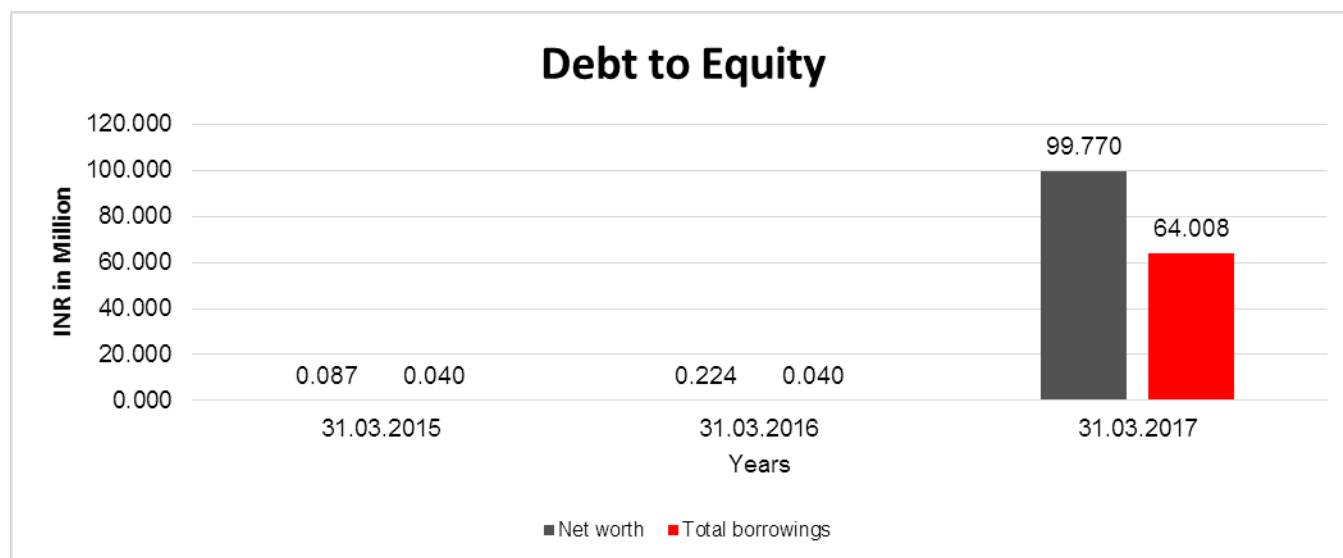
PARTICULARS		31.03.2017	31.03.2016	31.03.2015
Current Ratio (Current Assets / Current Liabilities)		3.59	7.00	26.40
Quick Ratio ((Current Assets – Inventories) / Current Liabilities)		2.62	7.00	26.40
G-Score Ratio Financial (Networth / Total Assets)		0.47	0.73	0.66
G-Score Ratio Debt (Debts / Equity Capital)		1.66	0.40	0.40
G-Score Ratio Liquidity (Total Current Assets / Total Current Liabilities)		3.59	7.00	26.40

Total Liability = Short-term Debt + Long-term Debt + Current Maturities of Long-term debts

FINANCIAL ANALYSIS
[all figures are in INR Million]

DEBT EQUITY RATIO

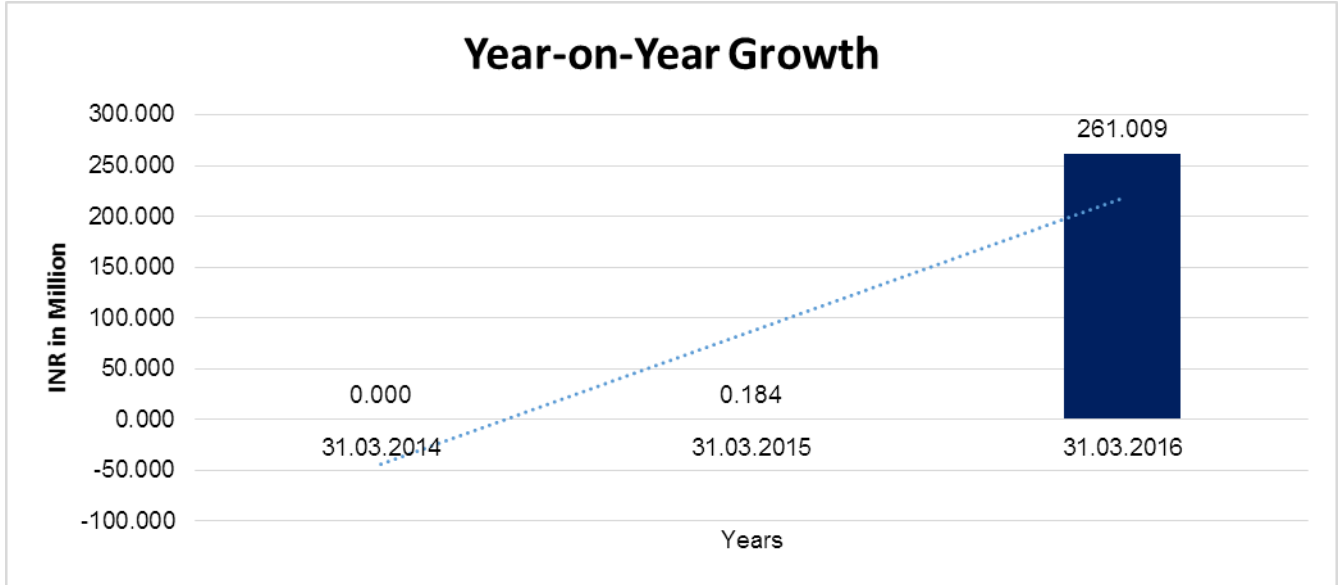
Particular	31.03.2015	31.03.2016	31.03.2017
	INR In Million	INR In Million	INR In Million
Share Capital	0.100	0.100	38.580
Reserves & Surplus	(0.013)	0.124	61.190
Money received against share warrants	0.000	0.000	0.000
Share Application money pending allotment	0.000	0.000	0.000
Net worth	0.087	0.224	99.770
long-term borrowings	0.040	0.040	64.008
Short term borrowings	0.000	0.000	0.000
Total borrowings	0.040	0.040	64.008
Debt/Equity ratio	0.460	0.179	0.642



YEAR-ON-YEAR GROWTH

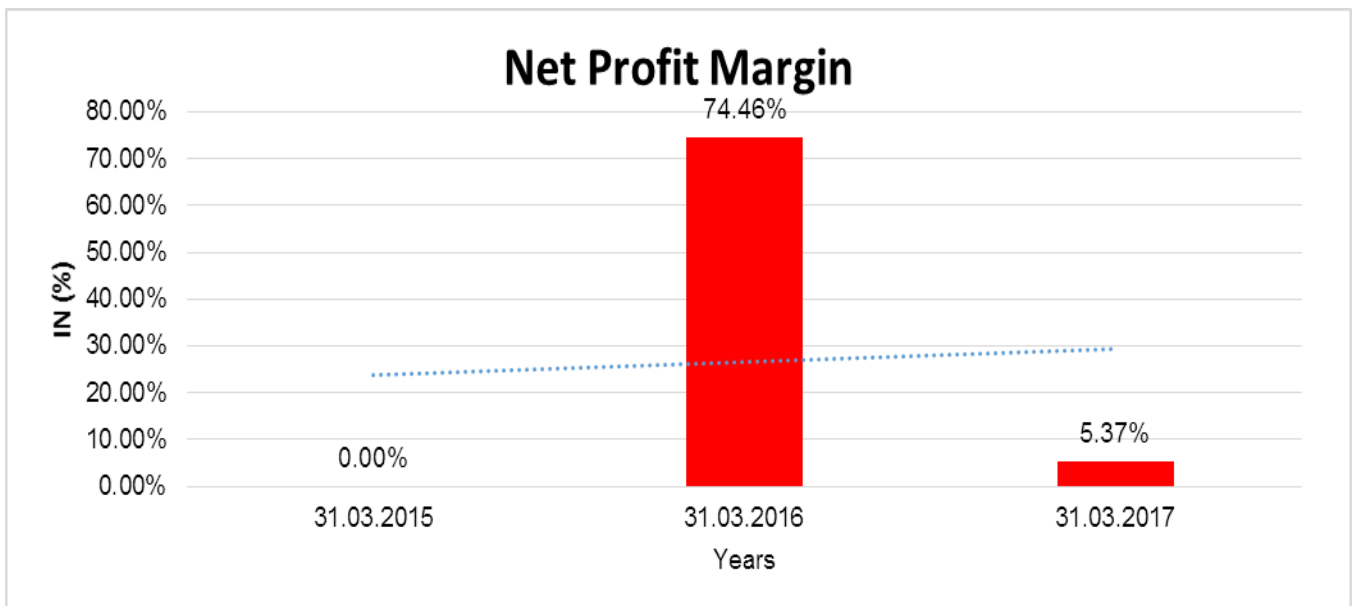
Year on Year Growth	31.03.2015	31.03.2016	31.03.2017
	INR In Million	INR In Million	INR In Million
Total Income	0.000	0.184	261.009
			141752.717

DISCLAIMER : This Report is **PRIVATE & CONFIDENTIAL** and it is prepared at the request of and for its use by the Subscriber only. The Subscriber shall use the contents of the Report merely as an aid to its business. Mira Inform Private Limited ("MIPL") has collated information/data in the Report, which have not been verified unless otherwise specifically mentioned in the Report. The Subscriber shall independently verify the accuracy and correctness of the information/data before in any way acting upon the same. MIPL shall not be liable for any harm, injury, loss or damage caused to the Subscriber due to default by the Subscriber's debtors/beneficiaries in fulfilling their obligations of any nature whatsoever. This Report or any of its portion shall not be used as a documentary evidence or otherwise before any investigative agencies or forum of law. This Report is confidential and proprietary to MIPL. The Subscriber and/or any other person(s) may not reproduce, publish or disclose any of the contents of the Report to others without the express authorization of MIPL. This Report is prepared and issued to the Subscriber without any risk, responsibility or liability on the part of MIPL or its officials.



NET PROFIT MARGIN

Net Profit Margin	31.03.2015	31.03.2016	31.03.2017
	INR In Million	INR In Million	INR In Million
Total Income	0.000	0.184	261.009
Profit/(Loss)	(0.013)	0.137	14.020
		74.46%	5.37%



DISCLAIMER : This Report is **PRIVATE & CONFIDENTIAL** and it is prepared at the request of and for its use by the Subscriber only. The Subscriber shall use the contents of the Report merely as an aid to its business. Mira Inform Private Limited ("MIPL") has collated information/data in the Report, which have not been verified unless otherwise specifically mentioned in the Report. The Subscriber shall independently verify the accuracy and correctness of the information/data before in any way acting upon the same. MIPL shall not be liable for any harm, injury, loss or damage caused to the Subscriber due to default by the Subscriber's debtors/beneficiaries in fulfilling their obligations of any nature whatsoever. This Report or any of its portion shall not be used as a documentary evidence or otherwise before any investigative agencies or forum of law. This Report is confidential and proprietary to MIPL. The Subscriber and/or any other person(s) may not reproduce, publish or disclose any of the contents of the Report to others without the express authorization of MIPL. This Report is prepared and issued to the Subscriber without any risk, responsibility or liability on the part of MIPL or its officials.

LOCAL AGENCY FURTHER INFORMATION

Sr. No.	Check list by info agents	Available in Report (Yes/No)
1	Year of establishment	Yes
2	Constitution of the entity -Incorporation details	Yes
3	Locality of the entity	Yes
4	Premises details	No
5	Buyer visit details	--
6	Contact numbers	Yes
7	Name of the person contacted	Yes
8	Designation of contact person	Yes
9	Promoter's background	Yes
10	Date of Birth of Proprietor / Partners / Directors	Yes
11	Pan Card No. of Proprietor / Partners	No
12	Voter Id Card No. of Proprietor / Partners	No
13	Type of business	Yes
14	Line of Business	Yes
15	Export/import details (if applicable)	Yes
16	No. of employees	Yes
17	Details of sister concerns	Yes
18	Major suppliers	No
19	Major customers	No
20	Banking Details	Yes
21	Banking facility details	Yes
22	Conduct of the banking account	--
23	Financials, if provided	Yes
24	Capital in the business	Yes
25	Last accounts filed at ROC, if applicable	Yes
26	Turnover of firm for last three years	Yes
27	Reasons for variation <> 20%	--
28	Estimation for coming financial year	No
29	Profitability for last three years	Yes
30	Major shareholders, if available	Yes
31	External Agency Rating, if available	No
32	Litigations that the firm/promoter involved in	--
33	Market information	--
34	Payments terms	Yes
35	Negative Reporting by Auditors in the Annual Report	No

FINANCIAL RESULTS AND FUTURE OUTLOOK

During the year, the company has been started its business activities and earned revenue from operations of INR 259.436 Million and net profit after tax of INR 14.020 Million which showed tremendous growth in the company's graph. The board of directors of the company is optimistic about the future prospects of the company. The directors are of the view that the progressive growth of the company will continue in the subsequent financial year and are hopeful for the bright future prospects. The financial result as reflected in the statement of profit and loss of the company is self-explanatory.

UNSECURED LOAN

PARTICULARS	31.03.2017 (INR in Million)	31.03.2016 (INR in Million)
Long-term Borrowings		
Ajay Parakh HUF, Raipur	2.346	0.000
Anil Parakh, Raipur	0.287	0.000
Archit Parakh, Raipur	5.381	0.000
Arpit Parakh, Raipur	0.598	0.040
Mangilal Parakh, Raipur	13.656	0.000
Mangilal Parakh HUF, Raipur	6.089	0.000
Namita Parakh, Raipur	6.030	0.000
Shanti Bhai Parakh, Raipur	7.407	0.000
Sunil Parakh, Raipur	2.771	0.000
Veena Parakh, Raipur	5.432	0.000
Abhay Parakh	3.003	0.000
Ankit Parakh	2.502	0.000
Rita Parakh	4.004	0.000
Sanjay Parakh HUF	2.501	0.000
Sanjay Parakh	2.001	0.000
Total	64.008	0.040

INDEX OF CHARGES

Charges Registered								
SN o	SRN	Charge Id	Charge Holder Name	Date of Creation	Date of Modification	Date of Satisf action	Amount	Address
1	G8960 3039	100123 497	KOTAK MAHINDRA BANK LIMITED	05/09/20 17	09/05/2 018	-	150000000.0	27BKC, C 27, G BlockBandra Kurla Complex, Bandra (E),MumbaiMa40005 1IN
2	G7973	100108	HDFC	22/02/20	-	21/02/	50000000.0	HDFC Bank

DISCLAIMER : This Report is **PRIVATE & CONFIDENTIAL** and it is prepared at the request of and for its use by the Subscriber only. The Subscriber shall use the contents of the Report merely as an aid to its business. Mira Inform Private Limited ("MIPL") has collated information/data in the Report, which have not been verified unless otherwise specifically mentioned in the Report. The Subscriber shall independently verify the accuracy and correctness of the information/data before in any way acting upon the same. MIPL shall not be liable for any harm, injury, loss or damage caused to the Subscriber due to default by the Subscriber's debtors/beneficiaries in fulfilling their obligations of any nature whatsoever. This Report or any of its portion shall not be used as a documentary evidence or otherwise before any investigative agencies or forum of law. This Report is confidential and proprietary to MIPL. The Subscriber and/or any other person(s) may not reproduce, publish or disclose any of the contents of the Report to others without the express authorization of MIPL. This Report is prepared and issued to the Subscriber without any risk, responsibility or liability on the part of MIPL or its officials.

	6948	481	BANK LIMITED	17		2018		House, Senapati Bapat Marg, Lower Parel West Mumbai MH400 013IN
--	------	-----	--------------	----	--	------	--	---

FIXED ASSETS

- Leasehold Land
- Factory Building
- Plant and Machinery
- Pollution Equipment
- Electrical Installation
- Furniture and Fixture
- Motor Car
- Vehicles
- CCTV

CMT REPORT (Corruption, Money Laundering & Terrorism]

The Public Notice information has been collected from various sources including but not limited to: **The Courts, India Prisons Service, Interpol, etc.**

1] INFORMATION ON DESIGNATED PARTY

No exist designating subject or any of its beneficial owners, controlling shareholders or senior officers as terrorist or terrorist organization or whom notice had been received that all financial transactions involving their assets have been blocked or convicted, found guilty or against whom a judgement or order had been entered in a proceedings for violating money-laundering, anti-corruption or bribery or international economic or anti-terrorism sanction laws or whose assets were seized, blocked, frozen or ordered forfeited for violation of money laundering or international anti-terrorism laws.

2] Court Declaration :

No records exist to suggest that subject is or was the subject of any formal or informal allegations, prosecutions or other official proceeding for making any prohibited payments or other improper payments to government officials for engaging in prohibited transactions or with designated parties.

3] Asset Declaration :

No records exist to suggest that the property or assets of the subject are derived from criminal conduct or a prohibited transaction.

4] Record on Financial Crime :

Charges or conviction registered against subject: **None**

5] Records on Violation of Anti-Corruption Laws :

Charges or investigation registered against subject: **None**

6] Records on Int'l Anti-Money Laundering Laws/Standards :

Charges or investigation registered against subject: **None**

7] Criminal Records

No available information exist that suggest that subject or any of its principals have been formally charged or convicted by a competent governmental authority for any financial crime or under any formal investigation by a competent government authority for any violation of anti-corruption laws or international anti-money laundering laws or standard.

8] Affiliation with Government :

No record exists to suggest that any director or indirect owners, controlling shareholders, director, officer or employee of the company is a government official or a family member or close business associate of a Government official.

9] Compensation Package :

Our market survey revealed that the amount of compensation sought by the subject is fair and reasonable and comparable to compensation paid to others for similar services.

10] Press Report :

No press reports / filings exists on the subject.

CORPORATE GOVERNANCE

MIRA INFORM as part of its Due Diligence do provide comments on Corporate Governance to identify management and governance. These factors often have been predictive and in some cases have created vulnerabilities to credit deterioration.

Our Governance Assessment focuses principally on the interactions between a company's management, its Board of Directors, Shareholders and other financial stakeholders.

CONTRAVENTION

Subject is not known to have contravened any existing local laws, regulations or policies that prohibit, restrict or otherwise affect the terms and conditions that could be included in the agreement with the subject.

FOREIGN EXCHANGE RATES

Currency	Unit	INR
US Dollar	1	INR 74.23
UK Pound	1	INR 97.64
Euro	1	INR 85.27

INFORMATION DETAILS

Analysis Done by :	PRY
Report Prepared by :	SUD

SCORE FACTORS

DEMERIT POINTS		
--BANK CHARGES	YES/NO	YES
--LITIGATION	YES/NO	NO
--OTHER ADVERSE INFORMATION	YES/NO	NO
MERIT POINTS		
--SOLE DISTRIBUTORSHIP	YES/NO	NO
--EXPORT ACTIVITIES	YES/NO	NO
--AFFILIATION	YES/NO	YES
--LISTED	YES/NO	NO
--OTHER MERIT FACTORS	YES/NO	YES

RATING EXPLANATIONS

Credit Rating	Explanation	Rating Comments
A++	Minimum Risk	Business dealings permissible with minimum risk of default
A+	Low Risk	Business dealings permissible with low risk of default
A	Acceptable Risk	Business dealings permissible with moderate risk of default
B	Medium Risk	Business dealings permissible on a regular monitoring basis
C	Medium High Risk	Business dealings permissible preferably on secured basis
D	High Risk	Business dealing not recommended or on secured terms only
NB	New Business	No recommendation can be done due to business in infancy stage
NT	No Trace	No recommendation can be done as the business is not traceable

NB is stated where there is insufficient information to facilitate rating. However, it is not to be considered as unfavourable.

This score serves as a reference to assess SC's credit risk and to set the amount of credit to be extended. It is calculated from a composite of weighted scores obtained from each of the major sections of this report. The assessed factors are as follows:

- Financial condition covering various ratios
- Company background and operations size
- Promoters / Management background
- Payment record
- Litigation against the subject
- Industry scenario / competitor analysis
- Supplier / Customer / Banker review (wherever available)

DISCLAIMER : This Report is **PRIVATE & CONFIDENTIAL** and it is prepared at the request of and for its use by the Subscriber only. The Subscriber shall use the contents of the Report merely as an aid to its business. Mira Inform Private Limited ("MIPL") has collated information/data in the Report, which have not been verified unless otherwise specifically mentioned in the Report. The Subscriber shall independently verify the accuracy and correctness of the information/data before in any way acting upon the same. MIPL shall not be liable for any harm, injury, loss or damage caused to the Subscriber due to default by the Subscriber's debtors/beneficiaries in fulfilling their obligations of any nature whatsoever. This Report or any of its portion shall not be used as a documentary evidence or otherwise before any investigative agencies or forum of law. This Report is confidential and proprietary to MIPL. The Subscriber and/or any other person(s) may not reproduce, publish or disclose any of the contents of the Report to others without the express authorization of MIPL. This Report is prepared and issued to the Subscriber without any risk, responsibility or liability on the part of MIPL or its officials.