

MIRA INFORM REPORT

Report No. :	533940
Report Date :	10.10.2018

IDENTIFICATION DETAILS

Name :	OLIVER VALVES LIMITED
Formerly Known As :	OLIVER ENGINEERING LIMITED
Registered Office :	Parkgate Industrial Estate, Knutsford, Cheshire, Wa16 8dx
Country :	United Kingdom
Financials (as on) :	30.09.2017
Date of Incorporation :	22.05.1979
Com. Reg. No.:	01421817
Legal Form :	Private limited with Share Capital
Line of Business :	<ul style="list-style-type: none"> • Manufacture of taps and valves • Manufacture of high performance valves for the oil, gas, power generation and petrochemical industries on global supply basis.
No. of Employees :	112

RATING & COMMENTS

(Mira Inform has adopted New Rating mechanism w.e.f. 23rd January 2017)

MIRA's Rating :

A

Credit Rating	Explanation	Rating Comments
A	Acceptable Risk	Business dealings permissible with moderate risk of default

Status :	Satisfactory
Payment Behaviour :	No Complaints
Litigation :	Clear

NOTES :

Any query related to this report can be made on e-mail : infodept@mirainform.com while quoting report number, name and date.

ECGC Country Risk Classification List

Country Name	Previous Rating (31.12.2017)	Current Rating (01.04.2018)
United Kingdom	A1	A1

Risk Category	ECGC Classification
Insignificant	A1
Low Risk	A2
Moderately Low Risk	B1
Moderate Risk	B2
Moderately High Risk	C1
High Risk	C2
Very High Risk	D

UNITED KINGDOM - ECONOMIC OVERVIEW

The UK, a leading trading power and financial center, is the third largest economy in Europe after Germany and France. Agriculture is intensive, highly mechanized, and efficient by European standards, producing about 60% of food needs with less than 2% of the labor force. The UK has large coal, natural gas, and oil resources, but its oil and natural gas reserves are declining; the UK has been a net importer of energy since 2005. Services, particularly banking, insurance, and business services, are key drivers of British GDP growth. Manufacturing, meanwhile, has declined in importance but still accounts for about 10% of economic output.

In 2008, the global financial crisis hit the economy particularly hard, due to the importance of its financial sector. Falling home prices, high consumer debt, and the global economic slowdown compounded the UK's economic problems, pushing the economy into recession in the latter half of 2008 and prompting the then BROWN (Labour) government to implement a number of measures to stimulate the economy and stabilize the financial markets. Facing burgeoning public deficits and debt levels, in 2010 the then CAMERON-led coalition government (between Conservatives and Liberal Democrats) initiated an austerity program, which has continued under the Conservative government. However, the deficit still remains one of the highest in the G7, standing at 3.6% of GDP as of 2017, and the UK has pledged to lower its corporation tax from 20% to 17% by 2020. The UK had a debt burden of 90.4% GDP at the end of 2017.

The UK economy has begun to slow since the referendum vote to leave the EU in June 2016. A sustained depreciation of the British pound has increased consumer and producer prices, weighing on consumer spending without spurring a meaningful increase in exports. The UK has an extensive trade relationship with other EU members through its single market membership, and economic observers have warned the exit will jeopardize its position as the central location for European financial services. Prime Minister MAY is seeking a new "deep and special" trade relationship with the EU following the UK's exit. However, economists doubt that the UK will be able to preserve the benefits of EU membership without the obligations. The UK is expected to officially leave the EU by the end of March 2019.

Source : CIA

COMPANY NAME AND ADDRESS

Company Name: OLIVER VALVES LIMITED
Company No: 01421817
Company Status: Active - Accounts Filed
Status Active
Registered Address: PARKGATE INDUSTRIAL ESTATE KNUTSFORD CHESHIRE WA16 8DX

COMPANY NAME

OLIVER VALVES LIMITED

COMPANY NUMBER

01421817

COMPANY SUMMARY

Registered Address PARKGATE INDUSTRIAL ESTATE
KNUTSFORD
CHESHIRE
WA16 8DX
Trading Address Cameron House
Haig Road
Parkgate Industrial Estate
Knutsford, Cheshire
WA16 8DX
Website Address <http://www.valves.co.uk>
Telephone Number 01565632636
Fax Number
TPS No
FPS Yes
Incorporation Date 22/05/1979
Previous Name OLIVER ENGINEERING LIMITED
Type Private limited with Share Capital
FTSE Index -
Date of Change 11/07/1989
Filing Date of Accounts 15/06/2018
Currency GBP
Share Capital £100,000
SIC07 28140

DISCLAIMER : This Report is **PRIVATE & CONFIDENTIAL** and it is prepared at the request of and for its use by the Subscriber only. The Subscriber shall use the contents of the Report merely as an aid to its business. Mira Inform Private Limited ("MIPL") has collated information/data in the Report, which have not been verified unless otherwise specifically mentioned in the Report. The Subscriber shall independently verify the accuracy and correctness of the information/data before in any way acting upon the same. MIPL shall not be liable for any harm, injury, loss or damage caused to the Subscriber due to default by the Subscriber's debtors/beneficiaries in fulfilling their obligations of any nature whatsoever. This Report or any of its portion shall not be used as a documentary evidence or otherwise before any investigative agencies or forum of law. This Report is confidential and proprietary to MIPL. The Subscriber and/or any other person(s) may not reproduce, publish or disclose any of the contents of the Report to others without the express authorization of MIPL. This Report is prepared and issued to the Subscriber without any risk, responsibility or liability on the part of MIPL or its officials.

Charity Number -
SIC07 Description MANUFACTURE OF TAPS AND VALVES
Principal Activity Manufacture of high performance valves for the oil, gas, power generation and petrochemical industries on global supply basis.

ADDITIONAL INFORMATION

CCJ's 0 (£0)
No CCJ Information To Display
Ultimate Holding Company -
Accountant -
Mortgages 6
Group 0 companies
Linkages 1 companies
Countries In 1 countries

KEY FINANCIALS

Year to Date	Turnover	Pre Tax Profit	Shareholder's Funds	Employees
30/09/2017	£17,776,542	£2,708,985	£4,904,528	112
30/09/2016	£23,402,085	£2,211,185	£2,686,949	141
30/09/2015	£31,215,900	£6,594,708	£6,144,334	155

MORTGAGE SUMMARY

Total Mortgage 6
Outstanding 4
Satisfied 2

TRADE DEBTORS / BAD DEBT SUMMARY

Total Number of Documented Trade 0
Total Value of Documented Trade £0

COMMENTARY

This company's ratio of total liabilities to total assets indicates the presence of moderate equity funding.

This company's return on total assets employed ratio indicates a highly efficient use of assets.

DISCLAIMER : This Report is **PRIVATE & CONFIDENTIAL** and it is prepared at the request of and for its use by the Subscriber only. The Subscriber shall use the contents of the Report merely as an aid to its business. Mira Inform Private Limited ("MIPL") has collated information/data in the Report, which have not been verified unless otherwise specifically mentioned in the Report. The Subscriber shall independently verify the accuracy and correctness of the information/data before in any way acting upon the same. MIPL shall not be liable for any harm, injury, loss or damage caused to the Subscriber due to default by the Subscriber's debtors/beneficiaries in fulfilling their obligations of any nature whatsoever. This Report or any of its portion shall not be used as a documentary evidence or otherwise before any investigative agencies or forum of law. This Report is confidential and proprietary to MIPL. The Subscriber and/or any other person(s) may not reproduce, publish or disclose any of the contents of the Report to others without the express authorization of MIPL. This Report is prepared and issued to the Subscriber without any risk, responsibility or liability on the part of MIPL or its officials.

The company has more cash than short term bank borrowings.
This company trades in an industry with a lower level of corporate failures.

CCJ

Total Number of Exact CCJs -	0	Total Value of Exact CCJs -	
Total Number of Possible CCJs -	0	Total Value of Possible CCJs -	
Total Number of Satisfied CCJs -	0	Total Value of Satisfied CCJs -	
Total Number of Writs -	-		

Total Current Directors	4	Total Current Secretaries	1
Total Previous Directors / Company Secretaries	5	Total Person's With Significant Control	1

CURRENT DIRECTORS

Title	Mr	Function	Director
Name	Michael Roderick Oliver	Nationality	British
Date of Birth	09/1938	Present Appointments	3
Latest Address	Parkgate Industrial Estate, Knutsford, Cheshire	Appointment Date	06/04/1992

Post Code	WA16 8DX		
Title	Mr	Function	Director
Name	Mark Roderick Oliver	Nationality	British
Date of Birth	12/1968	Present Appointments	3
Latest Address	9 Greenside Drive, Hale, Altrincham, Cheshire	Appointment Date	06/04/1992

Post Code	WA14 3HX		
Title	Mr	Function	Director
Name	Colm Kane	Nationality	Irish
Date of Birth	04/1959	Present Appointments	3
Latest Address	Parkgate Industrial Estate, Knutsford, Cheshire	Appointment Date	01/10/2011

Post Code	WA16 8DX		
Title	Mr	Function	Director
Name	Richard James Bedford	Nationality	British
Date of Birth	07/1974	Present Appointments	4
Latest Address	Parkgate Industrial Estate, Knutsford, Cheshire	Appointment Date	09/02/2017

DISCLAIMER : This Report is **PRIVATE & CONFIDENTIAL** and it is prepared at the request of and for its use by the Subscriber only. The Subscriber shall use the contents of the Report merely as an aid to its business. Mira Inform Private Limited ("MIPL") has collated information/data in the Report, which have not been verified unless otherwise specifically mentioned in the Report. The Subscriber shall independently verify the accuracy and correctness of the information/data before in any way acting upon the same. MIPL shall not be liable for any harm, injury, loss or damage caused to the Subscriber due to default by the Subscriber's debtors/beneficiaries in fulfilling their obligations of any nature whatsoever. This Report or any of its portion shall not be used as a documentary evidence or otherwise before any investigative agencies or forum of law. This Report is confidential and proprietary to MIPL. The Subscriber and/or any other person(s) may not reproduce, publish or disclose any of the contents of the Report to others without the express authorization of MIPL. This Report is prepared and issued to the Subscriber without any risk, responsibility or liability on the part of MIPL or its officials.

OLIVER VALVES LIMITED - 533940

PAGE NO. : 7

Post Code	WA16 8DX
-----------	----------

CURRENT COMPANY SECRETARY

Title	Ms	Function	Company Secretary
Name	Lynn Kathryn Goryl	Nationality	British
Date of Birth	-	Present Appointments	3
Latest Address	Holly Tree House, Howard Drive, Hale, Cheshire	Appointment Date	15/06/2002
Post Code	WA15 0LT		

TOP SHAREHOLDERS

Name	Currency	Share Count	Share Type	Nominal Value	% of Total Share Count
MICHAEL RODERICK OLIVER	GBP	49,900	ORDINARY	1	49.9
TRUSTEES OF THE MICHAEL RODERICK OLIVER TRUST & MICHAEL RODERICK OLIVER & CAROL ELIZABETH MASON & MICHAEL BURROWS & ROBIN OLIVER	GBP	25,000	ORDINARY	1	25
TRUSTEES OF THE MARK RODERICK OLIVER TRUST & MICHAEL RODERICK OLIVER & CAROL ELIZABETH MASON & MICHAEL BURROWS	GBP	12,550	ORDINARY	1	12.55
TRUSTEES OF LYNN K. GORYL TRUST & MICHAEL RODERICK OLIVER & CAROL ELIZABETH MASON & MICHAEL BURROWS	GBP	12,550	ORDINARY	1	12.55

FINANCIALS
















Profit & Loss

	Date Of Accounts	30/09/17	(%)	30/09/16	(%)	30/09/15	(%)	30/09/14	(%)	30/09/13
	Weeks	52	(%)	52	(%)	52	(%)	52	(%)	52

DISCLAIMER : This Report is **PRIVATE & CONFIDENTIAL** and it is prepared at the request of and for its use by the Subscriber only. The Subscriber shall use the contents of the Report merely as an aid to its business. Mira Inform Private Limited ("MIPL") has collated information/data in the Report, which have not been verified unless otherwise specifically mentioned in the Report. The Subscriber shall independently verify the accuracy and correctness of the information/data before in any way acting upon the same. MIPL shall not be liable for any harm, injury, loss or damage caused to the Subscriber due to default by the Subscriber's debtors/beneficiaries in fulfilling their obligations of any nature whatsoever. This Report or any of its portion shall not be used as a documentary evidence or otherwise before any investigative agencies or forum of law. This Report is confidential and proprietary to MIPL. The Subscriber and/or any other person(s) may not reproduce, publish or disclose any of the contents of the Report to others without the express authorization of MIPL. This Report is prepared and issued to the Subscriber without any risk, responsibility or liability on the part of MIPL or its officials.

OLIVER VALVES LIMITED - 533940

PAGE NO. : 8

	Currency	GBP	(%)	GBP	(%)	GBP	(%)	GBP	(%)	GBP
	Consolidated A/cs	N	(%)	N	(%)	N	(%)	N	(%)	N
	Turnover	£17,776,542	-24%	£23,402,085	-25%	£31,215,900	-8.4%	£34,075,520	7.9%	£31,590,433
	Export	-	-	-	-	-	-	-	-	-
	Cost of Sales	£11,919,882	-21.4%	£15,168,132	-19%	£18,732,964	2.3%	£18,314,073	-1%	£18,504,207
	Gross Profit	£5,856,660	-28.9%	£8,233,953	-34%	£12,482,936	-20.8%	£15,761,447	20.4%	£13,086,226
	Wages & Salaries	£3,898,330	-26%	£5,271,154	-16%	£6,276,938	-10.8%	£7,037,765	13.9%	£6,177,410
	Directors Emoluments	£958,232	-19%	£1,183,497	-33.1%	£1,769,309	-22%	£2,267,706	26.8%	£1,787,853
	Operating Profit	£2,783,543	0.8%	£2,761,545	-60%	£6,910,408	-21.2%	£8,766,089	41.2%	£6,208,369
	Depreciation	£187,120	-15.2%	£220,704	-25.3%	£295,456	18.3%	£249,694	13.7%	£219,699
	Audit Fees	£13,600	-	£13,600	7.9%	£12,600	-	£12,600	-5.3%	£13,300
	Interest Payments	£74,558	-86.5%	£550,360	73.9%	£316,467	11%	£285,068	20.4%	£236,784
	Pre Tax Profit	£2,708,985	22.5%	£2,211,185	-66.5%	£6,594,708	-22.2%	£8,481,021	42%	£5,971,585
	Taxation	-£491,406	-4.9%	-£468,570	64.8%	-£1,332,944	28%	-£1,852,037	34.6%	-£1,376,263
	Profit After Tax	£2,217,579	27.3%	£1,742,615	-66.9%	£5,261,764	-20.6%	£6,628,984	44.3%	£4,595,322
	Dividends Payable	-	-100%	£5,200,000	-21.2%	£6,600,000	44.3%	£4,575,000	-12%	£5,200,000
	Retained Profit	£2,217,579	164.1%	-£3,457,385	158.4%	-£1,338,236	165.2%	£2,053,984	439.7%	-£604,678

Balance Sheet

	Date Of	30/09/17	(%)	30/09/16	(%)	30/09/15	(%)	30/09/14	(%)	30/09/13
--	---------	----------	-----	----------	-----	----------	-----	----------	-----	----------


DISCLAIMER : This Report is **PRIVATE & CONFIDENTIAL** and it is prepared at the request of and for its use by the Subscriber only. The Subscriber shall use the contents of the Report merely as an aid to its business. Mira Inform Private Limited ("MIPL") has collated information/data in the Report, which have not been verified unless otherwise specifically mentioned in the Report. The Subscriber shall independently verify the accuracy and correctness of the information/data before in any way acting upon the same. MIPL shall not be liable for any harm, injury, loss or damage caused to the Subscriber due to default by the Subscriber's debtors/beneficiaries in fulfilling their obligations of any nature whatsoever. This Report or any of its portion shall not be used as a documentary evidence or otherwise before any investigative agencies or forum of law. This Report is confidential and proprietary to MIPL. The Subscriber and/or any other person(s) may not reproduce, publish or disclose any of the contents of the Report to others without the express authorization of MIPL. This Report is prepared and issued to the Subscriber without any risk, responsibility or liability on the part of MIPL or its officials.

	Accounts									
	Tangible Assets	£2,760,135	-43.8%	£4,914,386	-4.1%	£5,125,729	-2.9%	£5,277,434	63.6%	£3,226,343
	Intangible Assets	0	-	0	-	0	-	0	-	0
	Total Fixed Assets	£2,760,135	-43.8%	£4,914,386	-4.1%	£5,125,729	-2.9%	£5,277,434	63.6%	£3,226,343
	Stock	£1,650,684	-23.9%	£2,168,408	-43.9%	£3,861,835	-3.9%	£4,018,484	-7.7%	£4,353,011
	Trade Debtors	£4,464,263	-16.3%	£5,330,899	-32.9%	£7,940,777	-5.3%	£8,381,245	28.8%	£6,508,798
	Cash	£716,554	999.9%	£12,434	-97.6%	£515,957	-62.6%	£1,378,879	400.7%	£275,376
	Other Debtors	£899,989	-8.8%	£986,916	35.5%	£728,481	2%	£714,349	-62%	£1,879,853
	Miscellaneous Current Assets	0	-	0	-	0	-	0	-	0
	Total Current Assets	£7,731,490	-9%	£8,498,657	-34.9%	£13,047,050	-10%	£14,492,957	11.3%	£13,017,038
	Trade Creditors	£2,569,101	120.8%	£1,163,481	-60.1%	£2,917,759	-27.6%	£4,031,219	15.8%	£3,480,025
	Bank Loans & Overdrafts	£335,326	-77.2%	£1,471,913	226.5%	£450,872	-5%	£474,725	8.6%	£437,075
	Other Short Term Finance	£374,118	203%	£123,483	12.7%	£109,524	-82.6%	£631,125	-74.2%	£2,449,134
	Miscellaneous Current Liabilities	£1,003,989	-84.2%	£6,341,554	-4.5%	£6,638,505	35.8%	£4,888,673	36.5%	£3,580,236
	Total Current Liabilities	£4,282,534	-52.9%	£9,100,431	-10%	£10,116,660	0.9%	£10,025,742	0.8%	£9,946,470
	Bank Loans & Overdrafts and LTL	£1,639,889	-47.1%	£3,097,576	31.1%	£2,362,657	-12.6%	£2,704,066	112.5%	£1,272,662
	Other Long Term Finance	£33,378	-50.5%	£67,410	-33.5%	£101,442	-	0	-	0






DISCLAIMER : This Report is **PRIVATE & CONFIDENTIAL** and it is prepared at the request of and for its use by the Subscriber only. The Subscriber shall use the contents of the Report merely as an aid to its business. Mira Inform Private Limited ("MIPL") has collated information/data in the Report, which have not been verified unless otherwise specifically mentioned in the Report. The Subscriber shall independently verify the accuracy and correctness of the information/data before in any way acting upon the same. MIPL shall not be liable for any harm, injury, loss or damage caused to the Subscriber due to default by the Subscriber's debtors/beneficiaries in fulfilling their obligations of any nature whatsoever. This Report or any of its portion shall not be used as a documentary evidence or otherwise before any investigative agencies or forum of law. This Report is confidential and proprietary to MIPL. The Subscriber and/or any other person(s) may not reproduce, publish or disclose any of the contents of the Report to others without the express authorization of MIPL. This Report is prepared and issued to the Subscriber without any risk, responsibility or liability on the part of MIPL or its officials.

OLIVER VALVES LIMITED - 533940






PAGE NO. : 10

	Total Long Term Liabilities	£1,304,563	-19.8%	£1,625,663	-15%	£1,911,785	-14.2%	£2,229,341	166.8%	£835,587
---	------------------------------------	-------------------	---------------	-------------------	-------------	-------------------	---------------	-------------------	---------------	-----------------


Capital & Reserves

	Date Of Accounts	30/09/17	(%)	30/09/16	(%)	30/09/15	(%)	30/09/14	(%)	30/09/13
	Called Up Share Capital	£100,000	-	£100,000	-	£100,000	-	£100,000	-	£100,000
	P & L Account Reserve	£4,804,528	85.7%	£2,586,949	57.2%	£6,044,334	12.1%	£6,879,160	42.9%	£4,814,517
	Revaluation Reserve	-	-	-	-	-	100%	£536,148	1.9%	£546,807
	Sundry Reserves	-	-	-	-	-	-	-	-	-
	Shareholder Funds	£4,904,528	82.5%	£2,686,949	56.3%	£6,144,334	18.2%	£7,515,308	37.6%	£5,461,324




Other Financial Items

	Date Of Accounts	30/09/17	(%)	30/09/16	(%)	30/09/15	(%)	30/09/14	(%)	30/09/13
	Net Worth	£4,904,528	82.5%	£2,686,949	56.3%	£6,144,334	18.2%	£7,515,308	37.6%	£5,461,324
	Working Capital	£3,448,956	673.1%	-£601,774	-120.5%	£2,930,390	-34.4%	£4,467,215	45.5%	£3,070,568
	Total Assets	£10,491,625	-21.8%	£13,413,043	-26.2%	£18,172,779	-8.1%	£19,770,391	21.7%	£16,243,381
	Total Liabilities	£5,587,097	-47.9%	£10,726,094	-10.8%	£12,028,445	-1.8%	£12,255,083	13.7%	£10,782,057
	Net Assets	£4,904,528	82.5%	£2,686,949	56.3%	£6,144,334	18.2%	£7,515,308	37.6%	£5,461,324



Cash Flow

	Date Of Accounts	30/09/17	(%)	30/09/16	(%)	30/09/15	(%)	30/09/14	(%)	30/09/13
	Net Cashflow from Operatio	-£742,820	-112.5%	£5,921,636	-29.6%	£8,414,751	2.4%	£8,218,325	4.1%	£7,891,107







DISCLAIMER : This Report is **PRIVATE & CONFIDENTIAL** and it is prepared at the request of and for its use by the Subscriber only. The Subscriber shall use the contents of the Report merely as an aid to its business. Mira Inform Private Limited ("MIPL") has collated information/data in the Report, which have not been verified unless otherwise specifically mentioned in the Report. The Subscriber shall independently verify the accuracy and correctness of the information/data before in any way acting upon the same. MIPL shall not be liable for any harm, injury, loss or damage caused to the Subscriber due to default by the Subscriber's debtors/beneficiaries in fulfilling their obligations of any nature whatsoever. This Report or any of its portion shall not be used as a documentary evidence or otherwise before any investigative agencies or forum of law. This Report is confidential and proprietary to MIPL. The Subscriber and/or any other person(s) may not reproduce, publish or disclose any of the contents of the Report to others without the express authorization of MIPL. This Report is prepared and issued to the Subscriber without any risk, responsibility or liability on the part of MIPL or its officials.

	ns									
	Net Cashflow before Financing	£2,202,264	283.6 %	-£1,199,182	-210.4 %	-£386,374	-10.5%	-£349,674	31.8%	-£512,619
	Net Cashflow from Financing	-£351,683	22%	-£450,802	5.4%	-£476,548	-132.6 %	£1,460,659	146.5 %	£592,470
	Increase in Cash	£1,850,581	212.2 %	-£1,649,984	-91.2%	-£862,922	-177.7 %	£1,110,985	999.9 %	£79,851









Miscellaneous

	Date Of Accounts	30/09/17	(%)	30/09/16	(%)	30/09/15	(%)	30/09/14	(%)	30/09/13
	Contingent Liability	NO	-	NO	-	NO	-	NO	-	NO
	Capital Employed	£6,209,091	44%	£4,312,612	-46.5 %	£8,056,119	-17.3 %	£9,744,649	54.8 %	£6,296,911
	Number of Employees	112	-20.6 %	141	-9%	155	-1.3%	157	1.3%	155
	Accountants									
	Auditors	HURST & CO ACCOUNTANTS LLP								
	Auditor Comments	The audit report contains no adverse comments								
	Bankers	NATIONAL WESTMINSTER BANK PLC								
	Bank Branch Code	01-10-01								

Ratios

	Date Of Accounts	30/09/17	30/09/16	30/09/15	30/09/14	30/09/13
	Pre-tax profit margin %	15.24	9.45	21.13	24.89	18.90
	Current ratio	1.81	0.93	1.29	1.45	1.31
	Sales/Net Working Capital	5.15	-38.89	10.65	7.63	10.29
	Gearing %	33.40	115.30	38.50	36	23.30
	Equity in %	46.70	20	33.80	38	33.60
	Creditor Days	52.60	18.09	34.02	43.06	40.09

DISCLAIMER : This Report is **PRIVATE & CONFIDENTIAL** and it is prepared at the request of and for its use by the Subscriber only. The Subscriber shall use the contents of the Report merely as an aid to its business. Mira Inform Private Limited ("MIPL") has collated information/data in the Report, which have not been verified unless otherwise specifically mentioned in the Report. The Subscriber shall independently verify the accuracy and correctness of the information/data before in any way acting upon the same. MIPL shall not be liable for any harm, injury, loss or damage caused to the Subscriber due to default by the Subscriber's debtors/beneficiaries in fulfilling their obligations of any nature whatsoever. This Report or any of its portion shall not be used as a documentary evidence or otherwise before any investigative agencies or forum of law. This Report is confidential and proprietary to MIPL. The Subscriber and/or any other person(s) may not reproduce, publish or disclose any of the contents of the Report to others without the express authorization of MIPL. This Report is prepared and issued to the Subscriber without any risk, responsibility or liability on the part of MIPL or its officials.

	Debtor Days	91.41	82.91	92.59	89.52	74.99
	Liquidity/Acid Test	1.41	0.69	0.90	1.04	0.87
	Return On Capital Employed %	43.62	51.27	81.85	87.03	94.83
	Return On Total Assets Employed %	25.82	16.48	36.28	42.89	36.76
	Current Debt Ratio	0.87	3.38	1.64	1.33	1.82
	Total Debt Ratio	1.13	3.99	1.95	1.63	1.97
	Stock Turnover Ratio %	9.28	9.26	12.37	11.79	13.77
	Return on Net Assets Employed %	55.23	82.29	107.32	112.84	109.34

Report Notes

There are no notes to display.

Status History

No Status History found

EVENT HISTORY

Date	Description
11/07/2018	New Accounts Filed
23/05/2018	Payment Data Update Received
16/05/2018	Confirmation Statement
20/06/2017	Payment Data Update Received
19/06/2017	New Accounts Filed
19/06/2017	New Accounts Filed
24/05/2017	Confirmation Statement
20/04/2017	Mr D.G. Cornwell has left the board
01/03/2017	Mr R.A. Wright has left the board
14/02/2017	New Board Member Mr R.J. Bedford appointed
06/06/2016	New Accounts Filed
05/06/2016	Annual Returns
20/05/2015	Annual Returns
05/02/2015	New Accounts Filed
05/02/2015	New Accounts Filed

PREVIOUS COMPANY NAMES

Date	Previous Name
------	---------------

DISCLAIMER : This Report is **PRIVATE & CONFIDENTIAL** and it is prepared at the request of and for its use by the Subscriber only. The Subscriber shall use the contents of the Report merely as an aid to its business. Mira Inform Private Limited ("MIPL") has collated information/data in the Report, which have not been verified unless otherwise specifically mentioned in the Report. The Subscriber shall independently verify the accuracy and correctness of the information/data before in any way acting upon the same. MIPL shall not be liable for any harm, injury, loss or damage caused to the Subscriber due to default by the Subscriber's debtors/beneficiaries in fulfilling their obligations of any nature whatsoever. This Report or any of its portion shall not be used as a documentary evidence or otherwise before any investigative agencies or forum of law. This Report is confidential and proprietary to MIPL. The Subscriber and/or any other person(s) may not reproduce, publish or disclose any of the contents of the Report to others without the express authorization of MIPL. This Report is prepared and issued to the Subscriber without any risk, responsibility or liability on the part of MIPL or its officials.

11/07/1989	OLIVER ENGINEERING LIMITED
31/12/1979	ALDOMAR LIMITED

WRIT DETAILS

No writs found

STATISTICS

Group	-
Linkages	1 companies
Countries	In 1 countries

SUMMARY

Holding Company	-
Ownership Status	
Ultimate Holding Company	-

Group Structure

No Group Structure

Other Linked Companies

Name	Number	Latest Key Financials	Turnover
OLIVER VALVES		-	\$3,750,000

MORTGAGE DETAILS

Mortgage Type:	LEGAL CHARGE
Date Charge Created:	21/12/12
Date Charge Registered:	28/12/12
Date Charge Satisfied:	-
Status:	OUTSTANDING
Person(s) Entitled:	NATIONAL WESTMINSTER BANK PLC
Amount Secured:	ALL MONIES DUE OR TO BECOME DUE FROM THE COMPANY TO THE CHARGEЕ ON ANY ACCOUNT WHATSOEVER

DISCLAIMER : This Report is **PRIVATE & CONFIDENTIAL** and it is prepared at the request of and for its use by the Subscriber only. The Subscriber shall use the contents of the Report merely as an aid to its business. Mira Inform Private Limited ("MIPL") has collated information/data in the Report, which have not been verified unless otherwise specifically mentioned in the Report. The Subscriber shall independently verify the accuracy and correctness of the information/data before in any way acting upon the same. MIPL shall not be liable for any harm, injury, loss or damage caused to the Subscriber due to default by the Subscriber's debtors/beneficiaries in fulfilling their obligations of any nature whatsoever. This Report or any of its portion shall not be used as a documentary evidence or otherwise before any investigative agencies or forum of law. This Report is confidential and proprietary to MIPL. The Subscriber and/or any other person(s) may not reproduce, publish or disclose any of the contents of the Report to others without the express authorization of MIPL. This Report is prepared and issued to the Subscriber without any risk, responsibility or liability on the part of MIPL or its officials.

Details:	LAND ON THE SOUTH SIDE OF HAIG ROAD KNUTSFORD T/NO CH280159 BY WAY OF FIXED CHARGE ANY OTHER INTEREST IN THE PROPERTY, ALL RENTS RECEIVABLE FROM ANY LEASE, ALLGOODWILL, THE PROCEEDS OF ANY INSURANCE,ALL FIXTURES AND FITTINGS NOT FORMING PART OF THE PROPERTY, ALL PLANT AND MACHINERY, ALL FURNITURE EQUIPMENT TOOLS ANDOTHER GOODS KEPT AT THE PROPERTY		
Mortgage Type:	DEBENTURE		
Date Charge Created:	28/10/11		
Date Charge Registered:	02/11/11		
Date Charge Satisfied:	-		
Status:	OUTSTANDING		
Person(s) Entitled:	NATIONAL WESTMINSTER BANK PLC		
Amount Secured:	ALL MONIES DUE OR TO BECOME DUE FROM THE COMPANY TO THE CHARGEES ON ANY ACCOUNT WHATSOEVER		
Details:	FIXED AND FLOATING CHARGES OVER THE UNDERTAKING AND ALL PROPERTY AND ASSETS PRESENT AND FUTURE INCLUDING GOODWILL UNCALLED CAPITAL BUILDINGS FIXTURES PLANT ANDMACHINERY		

Mortgage Type:	LEGAL CHARGE		
Date Charge Created:	23/11/07		
Date Charge Registered:	29/11/07		
Date Charge Satisfied:	-		
Status:	OUTSTANDING		
Person(s) Entitled:	NATIONAL WESTMINSTER BANK PLC		
Amount Secured:	ALL MONIES DUE OR TO BECOME DUE FROM THE COMPANY TO THE CHARGEES ON ANY ACCOUNT WHATSOEVER		
Details:	F/H LAND AND BUILDINGS K/A UNIT 2 HAIG ROAD PARKGATE INDUSTRIAL ESTATE KNUTSFORD CHESHIRE T/NO CH282642 BY WAY OF FIXED CHARGE THE BENEFIT OF ALL COVENANTS AND RIGHTS CONCERNING THE PROPERTY AND PLANTMACHINERY FIXTURES FITTINGS FURNITURE EQUIPMENT IMPLEMENTS AND UTENSILS THE GOODWILL OF ANY BUSINESS CARRIED ON AT THE PROPERTY AND THE PROCEEDS OF ANY INSURANCE AFFECTING THE PROPERTY OR ASSETS		
Mortgage Type:	LEGAL MORTGAGE		
Date Charge Created:	11/06/87		
Date Charge Registered:	23/06/87		
Date Charge Satisfied:	-		
Status:	OUTSTANDING		
Person(s) Entitled:	NATIONAL WESTMINSTER BANK PLC		
Amount Secured:	ALL MONIES DUE OR TO BECOME DUE FROM THE COMPANY TO THE CHARGEES ON ANY ACCOUNT WHATSOEVER		
Details:	LAND ON THE SOUTH SIDE OF HAIG ROAD, KNUTSFORD MACCLESFIELD CHESHIRE T.N. CH 256081 AND THE PROCEEDSOF SALE THEREOF FLOATING CHARGE OVER ALL MOVEABLE PLANT MACHINERY IMPLEMENTS UTENSILS FURNITURE ANDEQUIPMENT		

OLIVER VALVES LIMITED - 533940

PAGE NO. : 15

Mortgage Type:	DEBENTURE		
Date Charge Created:	28/10/81		
Date Charge Registered:	16/11/81		
Date Charge Satisfied:	16/11/81		
Status:	SATISFIED		
Person(s) Entitled:	NATIONAL WESTMINSTER BANK PLC		
Amount Secured:	ALL MONIES DUE OR TO BECOME DUE FROM THE COMPANY TO THE CHARGEES ON ANY ACCOUNT WHATSOEVER		
Details:	A SPECIFIC EQUITABLE CHARGE OVER ALL F/H & L/H PROPERTIES. FIXED & FLOATING CHARGES OVER THE UNDERTAKING & ALL PROPERTY & ASSETS PRESENT & FUTURE INC. GOODWILL & BOOK DEBTS.		
Mortgage Type:	MORTGAGE		
Date Charge Created:	30/05/80		
Date Charge Registered:	10/06/80		
Date Charge Satisfied:	10/06/80		
Status:	SATISFIED		
Person(s) Entitled:	NATIONAL WESTMINSTER BANK PLC		
Amount Secured:	ALL MONIES DUE OR TO BECOME DUE FROM THE COMPANY TO THE CHARGEES ON ANY ACCOUNT WHATSOEVER		
Details:	LEASEHOLD PROPERTY FRONTING TO WARRINGTON LANE, LYMM CHESHIRE.		

PREVIOUS DIRECTOR/COMPANY SECRETARIES

Name	Current Active Appointments	Previous Appointments	Dissolved Companies
Margaret Ann Owen	0	3	3
David George Cornwell	1	3	1
Carole Rose Lindop	1	1	2
Andrew Spencer Nicholson	0	1	4
Robert Arthur Wright	0	3	0
Total Persons With Significant Control	1	Total Statements	0
Active	1	Active	0
Ceased	0	Ceased	0

Active Persons With Significant Control

Name	Kind	Individual Person With Significant Control
Doctor Michael Roderick Oliver		
Address	Country Of Residence	England
Post Code	Nationality	British
Date of Birth	Notified On	13/05/2016
Nature Of		

DISCLAIMER : This Report is **PRIVATE & CONFIDENTIAL** and it is prepared at the request of and for its use by the Subscriber only. The Subscriber shall use the contents of the Report merely as an aid to its business. Mira Inform Private Limited ("MIPL") has collated information/data in the Report, which have not been verified unless otherwise specifically mentioned in the Report. The Subscriber shall independently verify the accuracy and correctness of the information/data before in any way acting upon the same. MIPL shall not be liable for any harm, injury, loss or damage caused to the Subscriber due to default by the Subscriber's debtors/beneficiaries in fulfilling their obligations of any nature whatsoever. This Report or any of its portion shall not be used as a documentary evidence or otherwise before any investigative agencies or forum of law. This Report is confidential and proprietary to MIPL. The Subscriber and/or any other person(s) may not reproduce, publish or disclose any of the contents of the Report to others without the express authorization of MIPL. This Report is prepared and issued to the Subscriber without any risk, responsibility or liability on the part of MIPL or its officials.

Control	75 To 100 Percent, Right To Appoint And Remove Directors		
---------	--	--	--

Ceased Persons With Significant Control

No Ceased Persons With Significant Control To Display

Active Statements

No Active Statements To Display

Ceased Statements

No Ceased Statements To Display

FOREIGN EXCHANGE RATES

Currency	Unit	Indian Rupees
US Dollar	1	INR 74.10
UK Pound	1	INR 96.99
Euro	1	INR 85.11
GBP	1	INR 98.01

Note : Above are approximate rates obtained from sources believed to be correct

INFORMATION DETAILS

Analysis Done by :	DIV
Report Prepared by :	SYL

DISCLAIMER : This Report is **PRIVATE & CONFIDENTIAL** and it is prepared at the request of and for its use by the Subscriber only. The Subscriber shall use the contents of the Report merely as an aid to its business. Mira Inform Private Limited ("MIPL") has collated information/data in the Report, which have not been verified unless otherwise specifically mentioned in the Report. The Subscriber shall independently verify the accuracy and correctness of the information/data before in any way acting upon the same. MIPL shall not be liable for any harm, injury, loss or damage caused to the Subscriber due to default by the Subscriber's debtors/beneficiaries in fulfilling their obligations of any nature whatsoever. This Report or any of its portion shall not be used as a documentary evidence or otherwise before any investigative agencies or forum of law. This Report is confidential and proprietary to MIPL. The Subscriber and/or any other person(s) may not reproduce, publish or disclose any of the contents of the Report to others without the express authorization of MIPL. This Report is prepared and issued to the Subscriber without any risk, responsibility or liability on the part of MIPL or its officials.

RATING EXPLANATIONS

Credit Rating	Explanation	Rating Comments
A++	Minimum Risk	Business dealings permissible with minimum risk of default
A+	Low Risk	Business dealings permissible with low risk of default
A	Acceptable Risk	Business dealings permissible with moderate risk of default
B	Medium Risk	Business dealings permissible on a regular monitoring basis
C	Medium High Risk	Business dealings permissible preferably on secured basis
D	High Risk	Business dealing not recommended or on secured terms only
NB	New Business	No recommendation can be done due to business in infancy stage
NT	No Trace	No recommendation can be done as the business is not traceable

NB is stated where there is insufficient information to facilitate rating. However, it is not to be considered as unfavourable.

This score serves as a reference to assess SC's credit risk and to set the amount of credit to be extended. It is calculated from a composite of weighted scores obtained from each of the major sections of this report. The assessed factors are as follows:

- Financial condition covering various ratios
- Company background and operations size
- Promoters / Management background
- Payment record
- Litigation against the subject
- Industry scenario / competitor analysis
- Supplier / Customer / Banker review (wherever available)

DISCLAIMER : This Report is **PRIVATE & CONFIDENTIAL** and it is prepared at the request of and for its use by the Subscriber only. The Subscriber shall use the contents of the Report merely as an aid to its business. Mira Inform Private Limited ("MIPL") has collated information/data in the Report, which have not been verified unless otherwise specifically mentioned in the Report. The Subscriber shall independently verify the accuracy and correctness of the information/data before in any way acting upon the same. MIPL shall not be liable for any harm, injury, loss or damage caused to the Subscriber due to default by the Subscriber's debtors/beneficiaries in fulfilling their obligations of any nature whatsoever. This Report or any of its portion shall not be used as a documentary evidence or otherwise before any investigative agencies or forum of law. This Report is confidential and proprietary to MIPL. The Subscriber and/or any other person(s) may not reproduce, publish or disclose any of the contents of the Report to others without the express authorization of MIPL. This Report is prepared and issued to the Subscriber without any risk, responsibility or liability on the part of MIPL or its officials.