

MIRA INFORM REPORT

Report No. :	533660
Report Date :	10.10.2018

IDENTIFICATION DETAILS

Name :	TVS LOGISTICS SERVICES LIMITED
Registered Office :	10, Jawahar Road, Chokkikulam, Madurai – 625002, Tamil Nadu
Tel. No. :	91-44-66857777
Country :	India
Financials (as on) :	31.03.2017
Date of Incorporation :	16.11.2004
Capital Investment / Paid-up Capital :	INR 316.871 Million
CIN No.: [Company Identification No.]	U63011TN2004PLC054655
IEC No.:	3507004291
PAN No.: [Permanent Account No.]	AACCT1412E
GSTN : [Goods & Service Tax Registration No.]	33AACCT1412E1Z2 [Tamil Nadu] 07AACCT1412E1ZX [Delhi] 23AACCT1412E2Z2 [Madhya Pradesh] 29AACCT1412E2ZQ [Karnataka] 06AACCT1412E1ZZ [Haryana] 27AACCT1412E1ZV [Maharashtra] 20AACCT1412E1Z9 [Jharkhand] 09AACCT1412E1ZT [Uttar Pradesh] 36AACCT1412E2ZV [Telangana] 02AACCT1412E1Z7 [Himanchal Pradesh] 04AACCT1412E1Z3 [Chandigarh] 05AACCT1412E1Z1 [Uttarakhand] 18AACCT1412E1ZU [Assam] 15AACCT1412E1Z0 [Mizoram] 17AACCT1412E1ZW [Meghalaya]

DISCLAIMER : This Report is **PRIVATE & CONFIDENTIAL** and it is prepared at the request of and for its use by the Subscriber only. The Subscriber shall use the contents of the Report merely as an aid to its business. Mira Inform Private Limited ("MIPL") has collated information/data in the Report, which have not been verified unless otherwise specifically mentioned in the Report. The Subscriber shall independently verify the accuracy and correctness of the information/data before in any way acting upon the same. MIPL shall not be liable for any harm, injury, loss or damage caused to the Subscriber due to default by the Subscriber's debtors/beneficiaries in fulfilling their obligations of any nature whatsoever. This Report or any of its portion shall not be used as a documentary evidence or otherwise before any investigative agencies or forum of law. This Report is confidential and proprietary to MIPL. The Subscriber and/or any other person(s) may not reproduce, publish or disclose any of the contents of the Report to others without the express authorization of MIPL. This Report is prepared and issued to the Subscriber without any risk, responsibility or liability on the part of MIPL or its officials.

	13AACCT1412E1Z4 [Nagaland] 12AACCT1412E1Z6 [Arunachal Pradesh] 08AACCT1412E1ZV [Rajasthan] 01AACCT1412E1Z9 [Jammu and Kashmir] 03AACCT1412E1Z5 [Punjab]
Legal Form :	A Closely Held Public Limited Liability Company
Line of Business :	Subject is engaged in providing the entire basket of logistics services including aftermarket warehouse, in-plant warehouse, global supply chain management services, domestic supply chain management services and material handling services. (Registered Activity)
No. of Employees :	Information declined by the management

RATING & COMMENTS

MIRA's Rating : A+

Credit Rating	Explanation	Rating Comments
A+	Low Risk	Business dealings permissible with low risk of default

Maximum Credit Limit :	USD 18000000
Status :	Good
Payment Behaviour :	Regular
Litigation :	Clear
Comments :	<p>Subject was incorporated in the year 2004.</p> <p>It is engaged in providing logistic solutions. It offers transportation solutions including inbound and outbound logistics, warehouse management solutions in plant, spare parts warehouse, freight management solutions, asset-based management solutions and materials management solutions.</p> <p>For the financial year 2017, company has achieved a decent growth in its revenue as compared to its previous year but it has reported thin profit margin during the year.</p> <p>The Company possesses healthy financial risk profile marked by adequate net worth base and strong debt protection metrics.</p> <p>Rating continues to derive strength from its long and established track record of its business operations and well experienced management team.</p>

	<p>Payment seems to be regular.</p> <p>In view of aforesaid, the company can be considered for business dealings at usual trade terms and conditions.</p>
--	---

NOTES:

Any query related to this report can be made on e-mail: infodept@mirainform.com while quoting report number, name and date.

ECGC Country Risk Classification List

Country Name	Previous Rating (31.12.2017)	Current Rating (01.04.2018)
India	A1	A1

Risk Category	ECGC Classification
Insignificant	A1
Low	A2
Moderate	B1
High	B2
Very High	C1
Restricted	C2
Off-credit	D

EXTERNAL AGENCY RATING

Rating Agency Name	India Ratings and Research
Rating	Long Term Rating = A+
Rating Explanation	Adequate degree of safety and low credit risk.
Date	09.04.2018

Rating Agency Name	India Ratings and Research
Rating	Short Term Rating = A1+
Rating Explanation	Very strong degree of safety and carry lowest credit risk.
Date	09.04.2018

RBI DEFAULTERS' LIST STATUS

Subject's name is not enlisted as a defaulter in the publicly available RBI Defaulters' list.

DISCLAIMER : This Report is **PRIVATE & CONFIDENTIAL** and it is prepared at the request of and for its use by the Subscriber only. The Subscriber shall use the contents of the Report merely as an aid to its business. Mira Inform Private Limited ("MIPL") has collated information/data in the Report, which have not been verified unless otherwise specifically mentioned in the Report. The Subscriber shall independently verify the accuracy and correctness of the information/data before in any way acting upon the same. MIPL shall not be liable for any harm, injury, loss or damage caused to the Subscriber due to default by the Subscriber's debtors/beneficiaries in fulfilling their obligations of any nature whatsoever. This Report or any of its portion shall not be used as a documentary evidence or otherwise before any investigative agencies or forum of law. This Report is confidential and proprietary to MIPL. The Subscriber and/or any other person(s) may not reproduce, publish or disclose any of the contents of the Report to others without the express authorization of MIPL. This Report is prepared and issued to the Subscriber without any risk, responsibility or liability on the part of MIPL or its officials.

EPF (Employee Provident Fund) DEFAULTERS' LIST STATUS

Subject's name is not enlisted as a defaulter in the publicly available EPF (Employee Provident Fund) Defaulters' list as of 31-03-2018.

BIFR (Board for Industrial & Financial Reconstruction) LISTING STATUS

Subject's name is not listed as a Sick Unit in the publicly available BIFR (Board for Industrial & Financial Reconstruction) list as of 10.10.2018

IBBI (Insolvency and Bankruptcy Board of India) LISTING STATUS

Subject's name is not listed in the publicly available IBBI (Insolvency and Bankruptcy Board of India) list as of report date.

INFORMATION DENIED

Management Non-Cooperative (Tel. No.: 91-44-66857777)

Tel. No.: 91-44-30980300 / 66793222 (Ringling)

LOCATIONS

Registered Office :	10, Jawahar Road, Chokkikulam, Madurai – 625002, Tamil Nadu, India
Tel. No.:	Not Available
Fax No.:	Not Available
E-Mail :	raghunath.ravi@tvssons.com tvsllogistics@tvssons.com krishnaprasad@tvslsl.com
Website :	http://www.tvslsl.com
Corporate Head Quarter :	58, Eldams Road, TK Kumarasamy Road, Teynampet, Chennai-600018, Tamilnadu, India
Tel. No.:	91-44-66857777
E-Mail :	feedback.tvsllogistics@tvssons.com contact.us@tvslsl.com
Branch Office :	AVA Tower No. 152 and 150, Old No. 788 and 789, TNEB Avenue, Anna Salai (Mount Road), Chennai – 600002, Tamil Nadu, India
India Corporate Office :	226, Cathedral Road, Gopalapuram, Chennai - 600086, Tamil Nadu, India

DISCLAIMER : This Report is **PRIVATE & CONFIDENTIAL** and it is prepared at the request of and for its use by the Subscriber only. The Subscriber shall use the contents of the Report merely as an aid to its business. Mira Inform Private Limited ("MIPL") has collated information/data in the Report, which have not been verified unless otherwise specifically mentioned in the Report. The Subscriber shall independently verify the accuracy and correctness of the information/data before in any way acting upon the same. MIPL shall not be liable for any harm, injury, loss or damage caused to the Subscriber due to default by the Subscriber's debtors/beneficiaries in fulfilling their obligations of any nature whatsoever. This Report or any of its portion shall not be used as a documentary evidence or otherwise before any investigative agencies or forum of law. This Report is confidential and proprietary to MIPL. The Subscriber and/or any other person(s) may not reproduce, publish or disclose any of the contents of the Report to others without the express authorization of MIPL. This Report is prepared and issued to the Subscriber without any risk, responsibility or liability on the part of MIPL or its officials.

Tel. No.:	91-44-30882400
India Regional Offices :	<ul style="list-style-type: none"> • 7, Kamla Executive Park, Off Andheri Kurla Road, Andheri East, Mumbai – 400059 Tel No.: 91-22-67779000 • Anand Embassy, No.1132, 2nd Floor, HAL 2nd Stage, 100 Feet Road, Indira Nagar, Bengaluru – 560038 Tel No.: 91-80-49133212 • 2nd Floor, Unit No-203, 86A, Topsia Road, Haute Street, Kolkata, West Bengal – 700046 Tel No.: 91-33-44270663 • B-1/G-2, Second Floor, Mohan Cooperative Industrial Estate, Mathura Road, New Delhi – 110044 Tel No.: 91-11-46563010

DIRECTORS

As on: 31.03.2018

Name :	Mr. Santhanam Ram		
Designation :	Director		
Address :	Old No. 29, New No. 57, Prithvi Avenue Alwarpet, Teynampet, Chennai – 600018, Tamil Nadu, India		
Date of Appointment :	16.11.2004		
DIN No.:	00018309		
Other Directorship:			
CIN/FCRN	Company Name	Begin Date	End Date
L35921TN1960PLC004175	WHEELS INDIA LIMITED	01/09/2015	-
L65191TN1954PLC002429	SUNDARAM FINANCE LIMITED	27/09/1988	-
L65991TN1954PLC000958	INDIA MOTOR PARTS & ACCESSORIES LIMITED	24/01/2006	-
U27209TN1981PLC008630	AXLES INDIA LIMITED	01/04/2012	-
U34101TN1929PTC002973	T.V. SUNDRAM IYENGAR & SONS PRIVATE LIMITED	01/09/2015	-
U35202TN1998PLC041466	GLOBAL TVS BUS BODY BUILDERS LIMITED	05/02/2001	-
U35923TN2017PTC119549	TRICHUR SUNDARAM SANTHANAM & FAMILY PRIVATE LIMITED	16/11/2017	-
U60221TN1946PLC002582	SOUTHERN ROADWAYS LIMITED	24/04/1975	-
U65991TN1943PTC002656	SUNDARAM INDUSTRIES PRIVATE LIMITED	14/06/1972	-
Name :	Mr. Suresh Krishna		

DISCLAIMER : This Report is **PRIVATE & CONFIDENTIAL** and it is prepared at the request of and for its use by the Subscriber only. The Subscriber shall use the contents of the Report merely as an aid to its business. Mira Inform Private Limited ("MIPL") has collated information/data in the Report, which have not been verified unless otherwise specifically mentioned in the Report. The Subscriber shall independently verify the accuracy and correctness of the information/data before in any way acting upon the same. MIPL shall not be liable for any harm, injury, loss or damage caused to the Subscriber due to default by the Subscriber's debtors/beneficiaries in fulfilling their obligations of any nature whatsoever. This Report or any of its portion shall not be used as a documentary evidence or otherwise before any investigative agencies or forum of law. This Report is confidential and proprietary to MIPL. The Subscriber and/or any other person(s) may not reproduce, publish or disclose any of the contents of the Report to others without the express authorization of MIPL. This Report is prepared and issued to the Subscriber without any risk, responsibility or liability on the part of MIPL or its officials.

Designation :	Director		
Address :	79, Poes Garden, Chennai – 600086, Tamil Nadu, India		
Date of Appointment :	16.11.2004		
DIN No.:	00046919		
Other Directorship:			
CIN/FCRN	Company Name	Begin Date	End Date
L35999TN1962PLC004943	SUNDRAM FASTENERS LIMITED	20/04/2018	-
U28900TN2018PTC123872	TVS SUNDRAM FASTENERS PRIVATE LIMITED	26/07/2018	-
U28998TN2018PTC121170	UPASANA PRIVATE LIMITED	06/03/2018	-
U34101TN1929PTC002973	T.V. SUNDRAM IYENGAR & SONS PRIVATE LIMITED	25/12/1970	-
U40108TN1994PLC029132	SUNDRAM NON-CONVENTIONAL ENERGY SYSTEMS LIMITED	04/11/1994	-
U65991TN1992PLC022619	TVS UPASANA LIMITED	20/08/2008	-
Name :	Mahalingam Seturaman		
Designation :	Director		
Address :	6, Subbaraya Iyer Avenue, Abhiramapuram, Chennai – 600018, Tamil Nadu, India		
Date of Appointment :	20.02.2015		
DIN No.:	00121727		
Other Directorship:			
CIN/FCRN	Company Name	Begin Date	End Date
L27102MH1994PLC152925	JSW STEEL LIMITED	29/06/2017	-
L35999TN1962PLC004943	SUNDRAM FASTENERS LIMITED	02/05/2018	-
L65110TN1904PLC001287	CITY UNION BANK LIMITED	30/08/2013	-
L65191TN1954PLC002429	SUNDARAM FINANCE LIMITED	23/07/2014	-
L72200TG1975PLC001970	CMC LIMITED	29/06/2010	-
U22110TN1940PLC001091	KASTURI & SONS LIMITED	20/08/2014	-
U22120MH2011NPL218720	CSI PUBLICATIONS	16/06/2011	-
U22300TN2017PTC115593	THG PUBLISHING PRIVATE LIMITED	26/09/2017	-
U35999TN1961PLC004678	LUCAS TVS LIMITED	22/09/2014	-
Name :	Mr. Gopal Srinivasan		
Designation :	Director		
Address :	14, Boat Club Road, Raja Annamalaipuram, Chennai – 600028, Tamil Nadu, India		
Date of Appointment :	05.08.2005		
DIN No.:	00177699		
Other Directorship:			

CIN/FCRN	Company Name	Begin Date	End Date
L30007TN1995PLC032941	TVS ELECTRONICS LIMITED	23/10/2008	-
L35999TN1962PLC004792	SUNDARAM -CLAYTON LIMITED	18/08/2008	-
L55101KA2002PLC031224	WONDERLA HOLIDAYS LIMITED	09/08/2017	-
L74999DL2007PLC277039	INDIAN ENERGY EXCHANGE LIMITED	25/07/2017	-
U30006TN1996PLC035418	HARITA TECHSERV LIMITED	05/12/2001	-
U34101TN1929PTC002973	T.V. SUNDRAM IYENGAR & SONS PRIVATE LIMITED	31/08/1979	-
U35999TN1961PLC004678	LUCAS TVS LIMITED	28/03/1996	-
U65100TN2004PTC052667	TVS WEALTH PRIVATE LIMITED	05/08/2009	-
U65191TN1994PTC028851	TVS CAPITAL FUNDS PRIVATE LIMITED	26/04/2010	-

Name :	Shobhana Ramachandhran
Designation :	Director
Address :	Door No. 16, Jawahar Road, Chokkikulam, Tallakulam, Madurai – 625002, Tamil Nadu, India
Date of Appointment :	19.03.2015
DIN No.:	00273837

Other Directorship:

CIN/FCRN	Company Name	Begin Date	End Date
L25111TN1982PLC009414	TVS SRICHAKRA LIMITED	28/03/1986	-
L65100TN1993PLC025996	SUNDARAM FINANCE HOLDINGS LIMITED	18/07/2017	-
L65191TN1954PLC002429	SUNDARAM FINANCE LIMITED	23/07/2014	-
L65991TN1954PLC000958	INDIA MOTOR PARTS & ACCESSORIES LIMITED	28/08/2008	-
U25199TN2013PLC089848	PUSAM RUBBER PRODUCTS LIMITED	28/02/2013	-
U29299TN2008PTC065920	SI AIR SPRINGS PRIVATE LIMITED	02/01/2008	-
U34100TN2009PTC071439	TVS AUTOMOBILE SOLUTIONS PRIVATE LIMITED	09/09/2016	-
U34300TN2007PTC065714	TVS ARGOMM PRIVATE LIMITED	12/12/2007	-
U65100TN2010PLC074498	TVS SRICHAKRA INVESTMENTS LIMITED	05/02/2010	-

Name :	Mr. Ramachandhran Dinesh
Designation :	Managing Director
Address :	Door No. 16, Jawahar Road, Chokkikulam, Madurai – 625002, Tamil Nadu, India
Date of Birth/Age :	25.02.1965
Qualification :	B.Com, ACA, Grad CWA
Date of Appointment :	16.11.2004
DIN No.:	00363300

Other Directorship:

CIN/FCRN	Company Name	Begin Date	End Date
U25205TN2018PTC121761	T.S.RAJAM RUBBERS PRIVATE LIMITED	27/03/2018	-
U34100TN2009PTC071439	TVS AUTOMOBILE SOLUTIONS PRIVATE LIMITED	13/12/2010	-
U34101TN1929PTC002973	T.V. SUNDRAM IYENGAR & SONS PRIVATE LIMITED	01/04/2008	-
U35202TN1998PLC041466	GLOBAL TVS BUS BODY BUILDERS LIMITED	23/11/1998	-
U45200MH2005PTC154628	TVS INDUSTRIAL & LOGISTICS PARKS PRIVATE LIMITED	24/09/2007	-
U50102MH2009PTC195226	FIXALL AUTOMOTIVE SERVICES PRIVATE LIMITED	25/08/2009	-
U50400TN2018PTC121056	T.S.RAJAM DISTRIBUTION SERVICES PRIVATE LIMITED	26/02/2018	-
U51220MH1944PTC004124	THE ASSOCIATED AUTO PARTS PRIVATE LIMITED	29/09/2008	-
U51901TN2018PTC121156	T.S.RAJAM TYRES PRIVATE LIMITED	05/03/2018	-
U60200TN2008PLC068631	TVS COMMUTATION SOLUTIONS LIMITED	21/07/2008	-

Name : Ms. Anita Marangoly George
Designation : Director
Address : 4/5, Shanti Niketan, Delhi – 110021, India
Date of Appointment : 11.01.2017
DIN No.: 00441131

Other Directorship:

CIN/FCRN	Company Name	Begin Date	End Date
U67100MH2007PLC174759	EDELWEISS ASSET RECONSTRUCTION COMPANY LIMITED	24/05/2017	-
U67190DL2016FTC290408	CDPQ INDIA PRIVATE LIMITED	13/11/2017	-

Name : Mr. Ranganathan Chinnikrishnan
Designation : Director
Address : Plot No. 58/5, Door No. 5, Dr. Seshadri Avenue, Injambakkam, Kanchipuram -600115, Tamil Nadu, India
Date of Appointment : 29.06.2015
DIN No.: 00550501

Other Directorship:

CIN/FCRN	Company Name	Begin Date	End Date
L24211TN1975PLC006989	E.I.D PARRY (INDIA) LIMITED	08/08/2018	-
L63090TN2001PLC047432	MATRIMONY.COM LIMITED	27/01/2015	-
U24119TN2001PTC047558	CAVIN PLASTICS AND CHEMICALS PRIVATE	30/04/2002	-

	LIMITED		
U24246TN1990PTC046613	CAVINKARE PRIVATE LIMITED	01/10/2015	-
U65993TN1995PTC054024	KRANES INDIA INVESTMENTS PRIVATE LIMITED	07/07/1995	-
U65993TN1995PTC054025	CHIK INDIA INVESTMENTS PRIVATE LIMITED	27/06/1995	-
U70109TN2011PTC083620	CAVIN SOLAI PRIVATE LIMITED	16/12/2011	-
U70200TN2011PTC083629	CAVIN ESTATES PRIVATE LIMITED	16/12/2011	-
U72300TN2000PTC111590	INTEGRA SOFTWARE SERVICES PRIVATE LIMITED	27/09/2011	-

Name :	Mr. Venkatraman Anantha Nageswaran
Designation :	Director
Address :	112, Tanjong RHU Road, #15-01, Singapore - 436929
Date of Appointment :	19.03.2015
DIN No.:	00760377

Other Directorship:

CIN/FCRN	Company Name	Begin Date	End Date
U36100TN2007PTC062877	TORP SYSTEMS PRIVATE LIMITED	18/03/2016	-
U74910TN2000PTC046218	APARAJITHA CORPORATE SERVICES PRIVATE LIMITED	25/07/2011	-
U85110KL2005PTC018434	KERALA FIRST HEALTH SERVICES PRIVATE LIMITED	04/04/2008	-

Name :	Sargunaraj Ravichandran
Designation :	Wholetime Director
Address :	Old No. 55, New No. 2, Abhirampuram, 3rd Street, Abhirampuram, Chennai – 600018, Tamil Nadu, India
Date of Birth/Age :	01.06.1955
Qualification :	B.E., PGDMA (Agri Management)
Date of Appointment :	15.11.2013
DIN No.:	01485845

Other Directorship:

CIN/FCRN	Company Name	Begin Date	End Date
U45200MH2005PTC154628	TVS INDUSTRIAL & LOGISTICS PARKS PRIVATE LIMITED	24/09/2007	-
U60100TN2010PLC074341	TVS AVIATION LOGISTICS LIMITED	22/01/2010	-
U60200TN2008PLC068631	TVS COMMUTATION SOLUTIONS LIMITED	21/07/2008	-
U63010TN2007PLC064282	TVS DYNAMIC GLOBAL FREIGHT SERVICES LIMITED	19/07/2007	-
U72900TN2000PLC104165	DRIVE INDIA ENTERPRISE SOLUTIONS LIMITED	21/11/2016	-
U74990TN2010PLC076131	FLEXOL PACKAGING (INDIA) LIMITED	29/09/2012	-

U74999TN2014PLC098233	TVS TOYOTA TSUSHO SUPPLY CHAIN SOLUTIONS LIMITED	28/11/2014	-
U74999TN2017PTC116321	TVS PACKAGING SOLUTIONS PRIVATE LIMITED	28/04/2017	-
Name :	Bobby Pauly		
Designation :	Director		
Address :	C-2103, FLR- 21, Plot- 180/188, C, Ashok Garden, Tower 1, Tokersey Jivraj Road, Swan Mill Compound , Seweree, Mumbai – 400015, Maharashtra, India		
Date of Appointment :	30.09.2015		
DIN No.:	06629688		
Other Directorship:			
CIN/FCRN	Company Name	Begin Date	End Date
U55100MH2003PLC143639	ROOTS CORPORATION LIMITED	27/08/2014	-
Name :	Lim Meng Ann		
Designation :	Additional Director		
Address :	28, King's Road, Singapore - 268080		
Date of Appointment :	31.05.2018		
DIN No.:	08134665		
Other Directorship:			

KEY EXECUTIVES

Name :	Mr. Raviprakash Venkata Subbaraya Bhagavathula
Designation :	CFO(KMP)
Address :	A113, Belvedere towers, DLF, Phase II, Gurgaon – 122002, Haryana, India
Date of Appointment :	31.05.2018
PAN No.:	AADPB2243F
Name :	Krishna Prasad P D
Designation :	Company Secretary
Address :	38K, Bharathi Dasan Colony, K K Nagar, Chennai – 600078, Tamil Nadu, India
Date of Birth/Age :	05.03.1969
Qualification :	B.com, ACS
Date of Appointment :	03.04.2015
PAN No.:	AGLPD1141Q

MAJOR SHAREHOLDERS/SHAREHOLDING PATTERN

As on 31.03.2017

DISCLAIMER : This Report is **PRIVATE & CONFIDENTIAL** and it is prepared at the request of and for its use by the Subscriber only. The Subscriber shall use the contents of the Report merely as an aid to its business. Mira Inform Private Limited ("MIPL") has collated information/data in the Report, which have not been verified unless otherwise specifically mentioned in the Report. The Subscriber shall independently verify the accuracy and correctness of the information/data before in any way acting upon the same. MIPL shall not be liable for any harm, injury, loss or damage caused to the Subscriber due to default by the Subscriber's debtors/beneficiaries in fulfilling their obligations of any nature whatsoever. This Report or any of its portion shall not be used as a documentary evidence or otherwise before any investigative agencies or forum of law. This Report is confidential and proprietary to MIPL. The Subscriber and/or any other person(s) may not reproduce, publish or disclose any of the contents of the Report to others without the express authorization of MIPL. This Report is prepared and issued to the Subscriber without any risk, responsibility or liability on the part of MIPL or its officials.

SHAREHOLDING DETAILS FILE ATTACHED

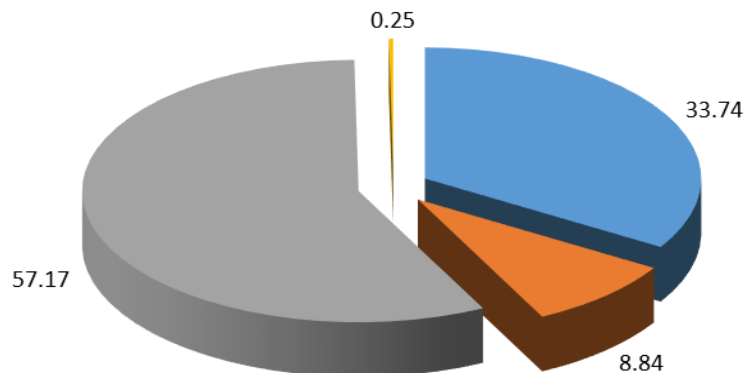
As on 28.09.2017

Equity Share Break up (Percentage of Total Equity)

Category	Percentage
Promoter - Bodies corporate	33.74
Public - Other than Promoters - (Individual/ Hindu Undivided Family – Indian)	8.84
Public - Other than Promoters - Bodies Corporate	57.17
Public - Other than Promoters – Other Trust	0.25
Total	100.00

Share holding pattern

- Promoter - Bodies corporate
- Public - Other than Promoters - (Individual/ Hindu Undivided Family – Indian)
- Public - Other than Promoters - Bodies Corporate
- Public - Other than Promoters – Other Trust



BUSINESS DETAILS

Line of Business :	Subject is engaged in providing the entire basket of logistics services including aftermarket warehouse, in-plant warehouse, global supply chain management services, domestic supply chain management services and material handling services. (Registered Activity)	
Products.Services :	Product Description	NIC Code No.

DISCLAIMER : This Report is **PRIVATE & CONFIDENTIAL** and it is prepared at the request of and for its use by the Subscriber only. The Subscriber shall use the contents of the Report merely as an aid to its business. Mira Inform Private Limited ("MIPL") has collated information/data in the Report, which have not been verified unless otherwise specifically mentioned in the Report. The Subscriber shall independently verify the accuracy and correctness of the information/data before in any way acting upon the same. MIPL shall not be liable for any harm, injury, loss or damage caused to the Subscriber due to default by the Subscriber's debtors/beneficiaries in fulfilling their obligations of any nature whatsoever. This Report or any of its portion shall not be used as a documentary evidence or otherwise before any investigative agencies or forum of law. This Report is confidential and proprietary to MIPL. The Subscriber and/or any other person(s) may not reproduce, publish or disclose any of the contents of the Report to others without the express authorization of MIPL. This Report is prepared and issued to the Subscriber without any risk, responsibility or liability on the part of MIPL or its officials.

	Logistics Services	492
Brand Names :	Not Available	
Agencies Held :	Not Available	
Exports :	Not Available	
Imports :	Not Available	
Terms :	Not Available	

PRODUCTION STATUS NOT AVAILABLE

GENERAL INFORMATION

Suppliers :	Reference :	Not Available
	Name of the Person :	--
	Contact No.:	--
	Since How Long Known :	--
	Experience :	--
	Maximum Limit Dealt :	--
Customers :	Reference :	Not Available
	Name of the Person :	--
	Contact No.:	--
	Since How Long Known :	--
	Experience :	--
	Maximum Limit Dealt :	--
No. of Employees :	Information declined by the management	
Bankers :	<ul style="list-style-type: none"> DBS Bank Limited, 12, Marina Boulevard, Marina Bay Financial Centre Tower 3, Singapore – 018982 	

Facilities :	(Rs. In Million)	
	As on 31.03.2017	As on 31.03.2016
SECURED LOAN		
LONG TERM BORROWING		
Term loans from others	430.848	257.233
Long term maturities of Finance lease obligation	1.608	15.991
SHORT TERM BORROWING		
Working capital loans from banks	283.263	423.271
Loans repayable on demand from banks	710.000	945.000
Other loans and advances	0.000	848.710
Total	1425.719	2490.205
TERM LOANS FROM FINANCIAL INSTITUTIONS		
<p>(a) Term loans from Sundaram Finance Limited amounting to 13,599,059 (31 March 2016: 20,655,959) are secured by hypothecation of vehicles and equipments acquired out of the loan. Such loans are repayable in monthly instalments over five years and carries interest rate ranging from 10.20% p.a to 12.52% p.a (31 March 2016: 10.25% p.a. to 12.52% p.a.).</p> <p>(b) Term loans from L&T Finance Limited amounting to Nil (31 March 2016: 3,921,649) are secured by hypothecation of vehicles and equipments acquired out of the loan. Such loans have been repaid during the year and carries interest rate of Nil (31 March 2016: 10.46% p.a.).</p> <p>(c) The term loan from Tata Capital Financial Services Limited amounting to 210,000,000 (31 March 2016: Nil) is secured by an exclusive charge on specific movable fixed assets. The loan is repayable in 14 quarterly instalments commencing from 31 March 2018. The term loan carries an interest rate of 10.75% p.a. (31 March 2016: Nil).</p> <p>(e) Term Loan from Tata Capital Financial Services Limited amounting to 250,000,000 (31 March 2016: 250,000,000) availed by the Demerged Undertaking is secured by an exclusive mortgage of immovable property located at Mumbai and first and exclusive charge by way of hypothecation on identified movable fixed assets. The loan is repayable in three years in 12 equal quarterly instalments starting from February 2018 and carries an interest rate of 10.25% p.a. Refer note 2.30 - Scheme of amalgamation and arrangement.</p>		
FINANCE LEASE OBLIGATIONS		
<p>Finance lease obligations amounting to 19,012,140 (31 March 2016: 53,414,579) are secured against the respective assets taken on finance lease. The lease term varies from 2 to 5 years with monthly payments generally beginning from the month subsequent to the commencement of lease. The finance lease obligations carries interest rate ranging from 12.25% to 13.00% p.a.</p>		

Financial Institution :	Sundaram Finance Limited, 21 Patullos Road, Chennai – 600002, Tamil Nadu,
--------------------------------	---

	India
Auditors :	
Name :	BSR and Associates Chartered Accountants
Address :	No.10, Mahatma Gandhi Road, Nungambakkam High Road, Chennai - 600034, Tamilnadu, India
PAN No:	ANAPS4492D
Memberships :	Not Available
Collaborators :	Not Available
Fellow Subsidiaries :	<ul style="list-style-type: none"> • Lucas Indian Service Limited CIN No.: U35999TN1930PLC005705 • TVS Automobile Solutions Private Limited CIN No.: U34100TN2009PTC071439 • Sundaram Industries Private Limited CIN No.: U65991TN1943PTC002656 • Sundaram –Clayton Limited CIN No.: L35999TN1962PLC004792 • TVS Motor Company Limited CIN No.: L35921TN1992PLC022845 • Lucas TVS Limited CIN No.: U35999TN1961PLC004678 • Sundaram Auto Components Limited CIN No.: U99999TN1992PLC022842
Subsidiaries :	<ul style="list-style-type: none"> • TVS Dynamic Global Freight Services Limited CIN No.: U63010TN2007PLC064282 • Flexol Packaging (India) Limited CIN No.: U74990TN2010PLC076131 • TVS Toyota Tsusho Supply Chain Solutions Limited CIN No.: U74999TN2014PLC098233 • Drive India Enterprise Solutions Limited CIN No.: U72900TN2000PLC104165 • TVS Aviation Logistics Limited

	<p>CIN No.: U60100TN2010PLC074341</p> <ul style="list-style-type: none"> • TVS Logistics Siam Limited, Thailand • TVS Logistics Investment UK Limited • TVS Logistics Investments USA Inc. • TVS Supply Chain Solutions North America Inc. and its subsidiaries (formerly known as Wainwright Industries Inc.) • Rico Logistics Limited and its subsidiaries • TVS-Asianics Supply Chain Solutions Pte. Limited • TVS Supply Chain Solutions Limited, United Kingdom • MSys Software Solutions Limited, UK • Multipart Limited, United Kingdom • TVS Logistics Iberia S.L, SPAIN • TVS America Inc.
Joint Venture :	<ul style="list-style-type: none"> • TVS Infrastructure Private Limited CIN No.: U45200MH2005PTC154628 • T&T One Asia Limited, Hong Kong
Enterprises which are owned, or have significant influence of or are partners with Key management personnel and their relatives :	<ul style="list-style-type: none"> • T.V. Sundram Iyengar and Sons Private Limited CIN No.: U34101TN1929PTC002973
Others Related Party :	<ul style="list-style-type: none"> • CDPQ Private Equity Asia Pte. Limited • DRSR Advisory Services LLP

CAPITAL STRUCTURE

After 28.09.2017

Authorised Capital: INR 350.000 Million

Issued, Subscribed & Paid-up Capital : INR 317.215 Million

As on 31.03.2017

Authorised Capital:

No. of Shares	Type	Value	Amount
34800000	Equity Shares	INR 10/- each	INR 348.000 Million
1200000	Preference Share Capital	INR 10/- each	INR 12.000 Million
	Total		INR 360.000 Million

Issued & Subscribed Capital:

No. of Shares	Type	Value	Amount
31795133	Equity Shares	INR 10/- each	INR 317.951 Million
20000	Preference Share Capital	INR 10/- each	INR 0.200 Million
	Total		INR 318.151 Million

Paid-up Capital:

No. of Shares	Type	Value	Amount
31635133	Equity Shares	INR 10/- each	INR 316.351 Million
20000	Preference Share Capital	INR 10/- each	INR 0.200 Million
	Add: Forfeited Shares		INR 0.320 Million
	Total		INR 316.871 Million

FINANCIAL DATA
[all figures are in Rupees Million]

ABRIDGED BALANCE SHEET (STANDALONE)

SOURCES OF FUNDS	31.03.2017	31.03.2016	31.03.2015
I. EQUITY AND LIABILITIES			
(1) Shareholders' Funds			
(a) Share Capital	316.871	255.523	235.814
(b) Reserves & Surplus	5870.197	2314.613	2397.467
(c) Money received against share warrants	0.000	0.000	0.000
(2) Share Application money pending allotment	0.000	0.200	0.000
Total Shareholders' Funds (1) + (2)	6187.068	2570.336	2633.281
(3) Non-Current Liabilities			
(a) long-term borrowings	432.456	273.224	113.486
(b) Deferred tax liabilities (Net)	0.000	0.000	0.000
(c) Other long term liabilities	0.000	43.750	0.000
(d) long-term provisions	50.701	40.224	26.218
Total Non-current Liabilities (3)	483.157	357.198	139.704
(4) Current Liabilities			
(a) Short term borrowings	2688.057	2867.056	1096.143
(b) Trade payables	1688.338	1473.096	494.006
(c) Other current liabilities	826.198	545.742	424.453
(d) Short-term provisions	59.282	41.533	96.440
Total Current Liabilities (4)	5261.875	4927.427	2111.042
TOTAL	11932.100	7854.961	4884.027
II. ASSETS			
(1) Non-current assets			
(a) Fixed Assets			
(i) Tangible assets	1152.271	1178.803	422.549
(ii) Intangible Assets	61.631	91.275	88.718
(iii) Capital work-in-progress	121.967	1.004	2.052
(iv) Intangible assets under development	0.000	0.000	0.000
(b) Non-current Investments	2531.895	2452.832	1931.021
(c) Deferred tax assets (net)	0.000	0.000	0.000
(d) Long-term Loan and Advances	635.215	721.917	416.169
(e) Other Non-current assets	0.000	9.997	9.311
Total Non-Current Assets	4502.979	4455.828	2869.820

DISCLAIMER : This Report is **PRIVATE & CONFIDENTIAL** and it is prepared at the request of and for its use by the Subscriber only. The Subscriber shall use the contents of the Report merely as an aid to its business. Mira Inform Private Limited ("MIPL") has collated information/data in the Report, which have not been verified unless otherwise specifically mentioned in the Report. The Subscriber shall independently verify the accuracy and correctness of the information/data before in any way acting upon the same. MIPL shall not be liable for any harm, injury, loss or damage caused to the Subscriber due to default by the Subscriber's debtors/beneficiaries in fulfilling their obligations of any nature whatsoever. This Report or any of its portion shall not be used as a documentary evidence or otherwise before any investigative agencies or forum of law. This Report is confidential and proprietary to MIPL. The Subscriber and/or any other person(s) may not reproduce, publish or disclose any of the contents of the Report to others without the express authorization of MIPL. This Report is prepared and issued to the Subscriber without any risk, responsibility or liability on the part of MIPL or its officials.

(2) Current assets			
(a) Current investments	131.844	10.700	0.000
(b) Inventories	14.586	16.319	21.565
(c) Trade receivables	2259.640	2012.047	667.721
(d) Cash and cash equivalents	3285.630	363.235	609.258
(e) Short-term loans and advances	886.138	663.735	357.253
(f) Other current assets	851.283	333.097	358.410
Total Current Assets	7429.121	3399.133	2014.207
TOTAL	11932.100	7854.961	4884.027

PROFIT & LOSS ACCOUNT (STANDALONE)

	PARTICULARS	31.03.2017	31.03.2016	31.03.2015
	SALES			
	Income	9862.894	7359.800	5038.329
	Other Income	484.728	676.895	554.908
	TOTAL	10347.622	8036.695	5593.237
Less	EXPENSES			
	Employees benefits expense	2654.643	2162.865	1686.777
	CSR Expenditure	2.814	12.536	8.993
	Other expenses	7027.559	5191.499	3348.077
	TOTAL	9685.016	7366.900	5043.847
	PROFIT/ (LOSS) BEFORE INTEREST, TAX, DEPRECIATION AND AMORTISATION	662.606	669.795	549.390
Less	FINANCIAL EXPENSES	318.240	245.923	173.799
	PROFIT / (LOSS) BEFORE TAX, DEPRECIATION AND AMORTISATION	344.366	423.872	375.591
Less/ Add	DEPRECIATION/ AMORTISATION	282.911	262.862	284.143
	PROFIT/ (LOSS) BEFORE TAX	61.455	161.010	91.448
Less	TAX	0.000	5.800	21.067
	PROFIT/ (LOSS) AFTER TAX	61.455	155.210	70.381
	Earnings / (Loss) Per Share (INR)	2.34	6.28	2.98

DISCLAIMER : This Report is **PRIVATE & CONFIDENTIAL** and it is prepared at the request of and for its use by the Subscriber only. The Subscriber shall use the contents of the Report merely as an aid to its business. Mira Inform Private Limited ("MIPL") has collated information/data in the Report, which have not been verified unless otherwise specifically mentioned in the Report. The Subscriber shall independently verify the accuracy and correctness of the information/data before in any way acting upon the same. MIPL shall not be liable for any harm, injury, loss or damage caused to the Subscriber due to default by the Subscriber's debtors/beneficiaries in fulfilling their obligations of any nature whatsoever. This Report or any of its portion shall not be used as a documentary evidence or otherwise before any investigative agencies or forum of law. This Report is confidential and proprietary to MIPL. The Subscriber and/or any other person(s) may not reproduce, publish or disclose any of the contents of the Report to others without the express authorization of MIPL. This Report is prepared and issued to the Subscriber without any risk, responsibility or liability on the part of MIPL or its officials.

CURRENT MATURITIES OF LONG TERM DEBT DETAILS

Particulars	31.03.2017	31.03.2016	31.03.2015
Current Maturities of Long term debt	60.155	54.769	201.026
Net cash flows from (used in) operations	252.717	113.921	245.976
Net cash flows from (used in) operating activities	183.113	(36.489)	262.388

KEY RATIOS

EFFICIENCY RATIOS

PARTICULARS	31.03.2017	31.03.2016	31.03.2015
Average Collection Days (Sundry Debtors / Income * 365 Days)	83.62	99.78	48.37
Account Receivables Turnover (Income / Sundry Debtors)	4.36	3.66	7.55
Average Payment Days (Sundry Creditors / Purchases * 365 Days)	0.00	0.00	0.00
Inventory Turnover (Operating Income / Inventories)	45.43	41.04	25.48
Asset Turnover (Operating Income / Net Fixed Assets)	0.50	0.53	1.07

LEVERAGE RATIOS

PARTICULARS	31.03.2017	31.03.2016	31.03.2015
Debt Ratio ((Borrowing + Current Liabilities) / Total Assets)	0.48	0.67	0.50
Debt Equity Ratio (Total Liability / Networth)	0.51	1.24	0.54
Current Liabilities to Networth (Current Liabilities / Net Worth)	0.85	1.92	0.80
Fixed Assets to Networth (Net Fixed Assets / Networth)	0.22	0.49	0.19
Interest Coverage Ratio (PBIT / Financial Charges)	2.08	2.72	3.16

DISCLAIMER : This Report is **PRIVATE & CONFIDENTIAL** and it is prepared at the request of and for its use by the Subscriber only. The Subscriber shall use the contents of the Report merely as an aid to its business. Mira Inform Private Limited ("MIPL") has collated information/data in the Report, which have not been verified unless otherwise specifically mentioned in the Report. The Subscriber shall independently verify the accuracy and correctness of the information/data before in any way acting upon the same. MIPL shall not be liable for any harm, injury, loss or damage caused to the Subscriber due to default by the Subscriber's debtors/beneficiaries in fulfilling their obligations of any nature whatsoever. This Report or any of its portion shall not be used as a documentary evidence or otherwise before any investigative agencies or forum of law. This Report is confidential and proprietary to MIPL. The Subscriber and/or any other person(s) may not reproduce, publish or disclose any of the contents of the Report to others without the express authorization of MIPL. This Report is prepared and issued to the Subscriber without any risk, responsibility or liability on the part of MIPL or its officials.

PROFITABILITY RATIOS

PARTICULARS		31.03.2017	31.03.2016	31.03.2015
Net Profit Margin <i>[(PAT / Sales) * 100]</i>	%	0.62	2.11	1.40
Return on Total Assets <i>[(PAT / Total Assets) * 100]</i>	%	0.52	1.98	1.44
Return on Investment (ROI) <i>[(PAT / Networth) * 100]</i>	%	0.99	6.04	2.67

SOLVENCY RATIOS

PARTICULARS		31.03.2017	31.03.2016	31.03.2015
Current Ratio <i>(Current Assets / Current Liabilities)</i>		1.41	0.69	0.95
Quick Ratio <i>[(Current Assets – Inventories) / Current Liabilities]</i>		1.41	0.69	0.94
G-Score Ratio Financial <i>(Networth / Total Assets)</i>		0.52	0.33	0.54
G-Score Ratio Debt <i>(Debts / Equity Capital)</i>		10.04	12.50	5.98
G-Score Ratio Liquidity <i>(Total Current Assets / Total Current Liabilities)</i>		1.41	0.69	0.95

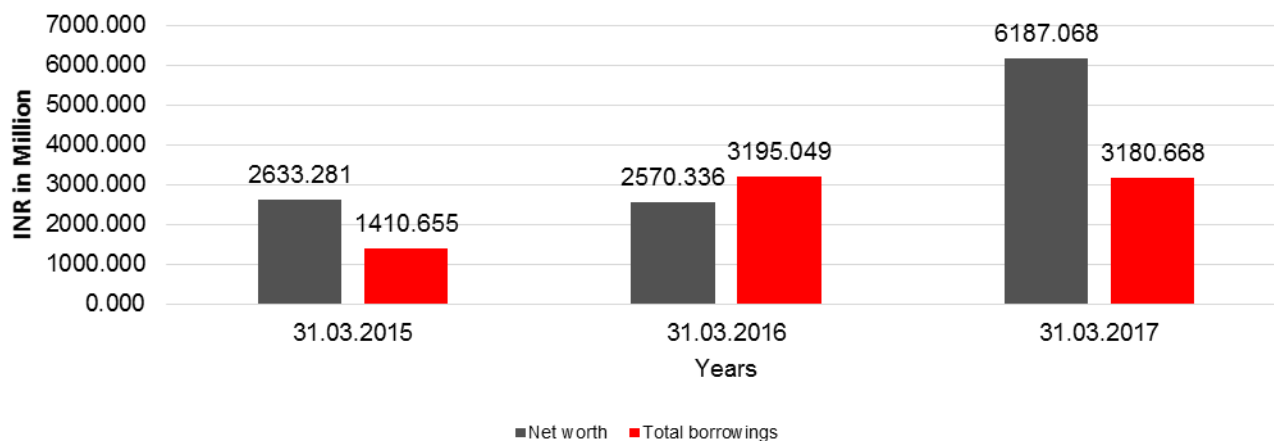
Total Liability = Short-term Debt + Long-term Debt + Current Maturities of Long-term debts

FINANCIAL ANALYSIS
[all figures are in INR Million]

DEBT EQUITY RATIO

Particular	31.03.2015 INR In Million	31.03.2016 INR In Million	31.03.2017 INR In Million
Share Capital	235.814	255.523	316.871
Reserves & Surplus	2397.467	2314.613	5870.197
Net worth	2633.281	2570.336	6187.068
long-term borrowings	113.486	273.224	432.456
Short term borrowings	1096.143	2867.056	2688.057
Current Maturities of Long term debt	201.026	54.769	60.155
Total borrowings	1410.655	3195.049	3180.668
Debt/Equity ratio	0.536	1.243	0.514

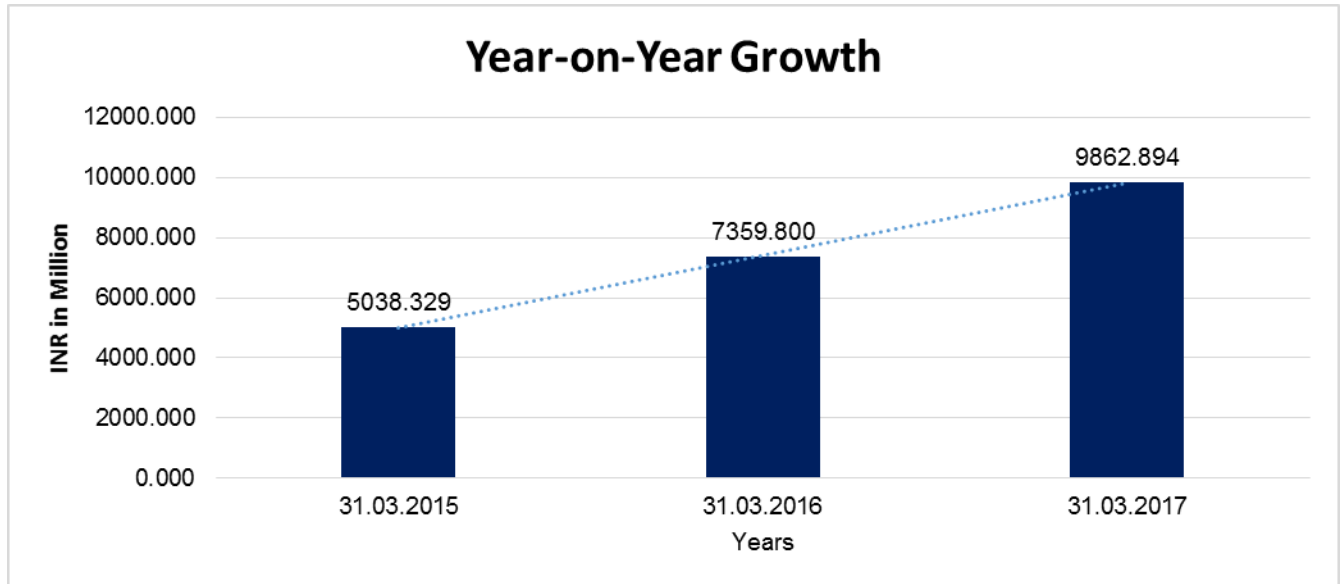
Debt to Equity



YEAR-ON-YEAR GROWTH

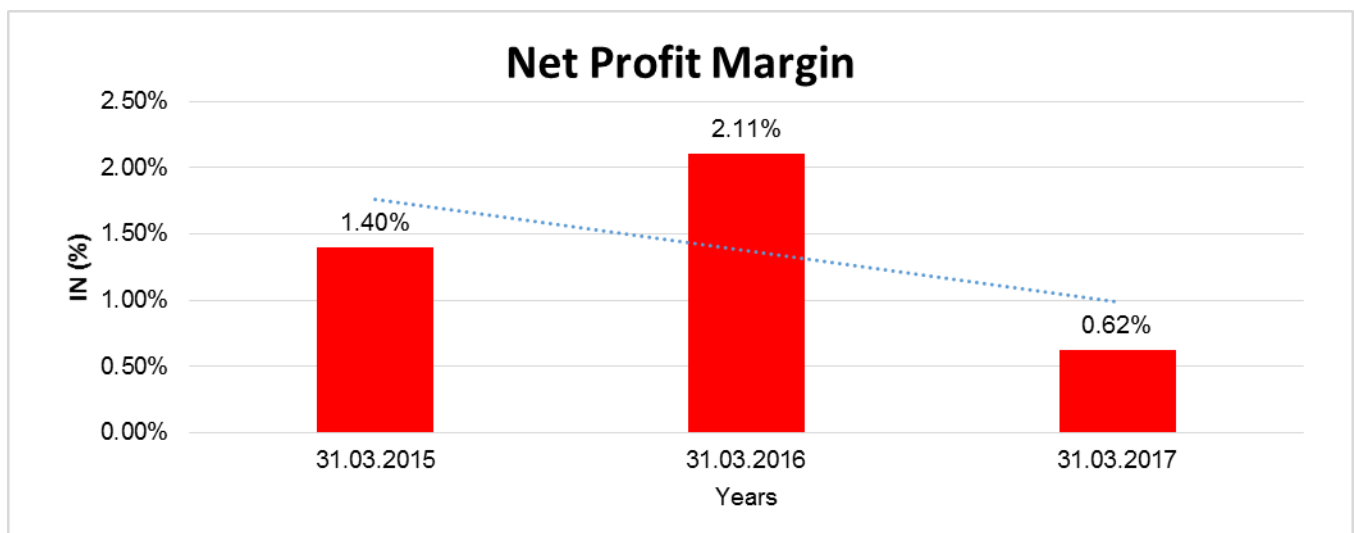
Year on Year Growth	31.03.2015 INR In Million	31.03.2016 INR In Million	31.03.2017 INR In Million
Sales	5038.329	7359.800	9862.894
		46.076	34.010

DISCLAIMER : This Report is **PRIVATE & CONFIDENTIAL** and it is prepared at the request of and for its use by the Subscriber only. The Subscriber shall use the contents of the Report merely as an aid to its business. Mira Inform Private Limited ("MIPL") has collated information/data in the Report, which have not been verified unless otherwise specifically mentioned in the Report. The Subscriber shall independently verify the accuracy and correctness of the information/data before in any way acting upon the same. MIPL shall not be liable for any harm, injury, loss or damage caused to the Subscriber due to default by the Subscriber's debtors/beneficiaries in fulfilling their obligations of any nature whatsoever. This Report or any of its portion shall not be used as a documentary evidence or otherwise before any investigative agencies or forum of law. This Report is confidential and proprietary to MIPL. The Subscriber and/or any other person(s) may not reproduce, publish or disclose any of the contents of the Report to others without the express authorization of MIPL. This Report is prepared and issued to the Subscriber without any risk, responsibility or liability on the part of MIPL or its officials.



NET PROFIT MARGIN

Net Profit Margin	31.03.2015	31.03.2016	31.03.2017
	INR In Million	INR In Million	INR In Million
Sales	5038.329	7359.800	9862.894
Profit/(Loss)	70.381	155.210	61.455
	1.40%	2.11%	0.62%



DISCLAIMER : This Report is **PRIVATE & CONFIDENTIAL** and it is prepared at the request of and for its use by the Subscriber only. The Subscriber shall use the contents of the Report merely as an aid to its business. Mira Inform Private Limited ("MIPL") has collated information/data in the Report, which have not been verified unless otherwise specifically mentioned in the Report. The Subscriber shall independently verify the accuracy and correctness of the information/data before in any way acting upon the same. MIPL shall not be liable for any harm, injury, loss or damage caused to the Subscriber due to default by the Subscriber's debtors/beneficiaries in fulfilling their obligations of any nature whatsoever. This Report or any of its portion shall not be used as a documentary evidence or otherwise before any investigative agencies or forum of law. This Report is confidential and proprietary to MIPL. The Subscriber and/or any other person(s) may not reproduce, publish or disclose any of the contents of the Report to others without the express authorization of MIPL. This Report is prepared and issued to the Subscriber without any risk, responsibility or liability on the part of MIPL or its officials.

ABRIDGED BALANCE SHEET (CONSOLIDATED)

SOURCES OF FUNDS	31.03.2017	31.03.2016
I. EQUITY AND LIABILITIES		
(1) Shareholders' Funds		
(a) Share Capital	316.871	255.523
(b) Reserves & Surplus	8068.350	3764.121
(c) Money received against share warrants	0.000	0.000
(2) Share Application money pending allotment	0.000	0.200
	500.495	345.122
Total Shareholders' Funds (1) + (2)	8885.716	4364.966
(3) Non-Current Liabilities		
(a) long-term borrowings	2339.860	3546.303
(b) Deferred tax liabilities (Net)	150.510	149.087
(c) Other long term liabilities	72.282	96.952
(d) long-term provisions	121.678	134.549
Total Non-current Liabilities (3)	2684.330	3926.891
(4) Current Liabilities		
(a) Short term borrowings	5927.248	5379.137
(b) Trade payables	7302.783	6759.555
(c) Other current liabilities	2944.482	2559.325
(d) Short-term provisions	215.464	256.373
Total Current Liabilities (4)	16389.977	14954.390
TOTAL	27960.023	23246.247
II. ASSETS		
(1) Non-current assets		
(a) Fixed Assets		
(i) Tangible assets	4327.075	3949.682
(ii) Intangible Assets	3583.253	3532.401
(iii) Capital work-in-progress	120.404	6.532
(iv) Intangible assets under development	0.000	0.000
(b) Non-current Investments	114.522	259.859
(c) Deferred tax assets (net)	68.092	15.375
(d) Long-term Loan and Advances	1185.278	1086.401
(e) Other Non-current assets	50.353	22.332
Total Non-Current Assets	9448.977	8872.582
(2) Current assets		
(a) Current investments	131.844	10.700
(b) Inventories	1265.453	1292.616

DISCLAIMER : This Report is **PRIVATE & CONFIDENTIAL** and it is prepared at the request of and for its use by the Subscriber only. The Subscriber shall use the contents of the Report merely as an aid to its business. Mira Inform Private Limited ("MIPL") has collated information/data in the Report, which have not been verified unless otherwise specifically mentioned in the Report. The Subscriber shall independently verify the accuracy and correctness of the information/data before in any way acting upon the same. MIPL shall not be liable for any harm, injury, loss or damage caused to the Subscriber due to default by the Subscriber's debtors/beneficiaries in fulfilling their obligations of any nature whatsoever. This Report or any of its portion shall not be used as a documentary evidence or otherwise before any investigative agencies or forum of law. This Report is confidential and proprietary to MIPL. The Subscriber and/or any other person(s) may not reproduce, publish or disclose any of the contents of the Report to others without the express authorization of MIPL. This Report is prepared and issued to the Subscriber without any risk, responsibility or liability on the part of MIPL or its officials.

(c) Trade receivables		10111.925	9052.027
(d) Cash and cash equivalents		4502.414	1799.251
(e) Short-term loans and advances		1133.357	1101.369
(f) Other current assets		1366.053	1117.702
Total Current Assets		18511.046	14373.665
TOTAL		27960.023	23246.247

PROFIT & LOSS ACCOUNT (CONSOLIDATED)

	PARTICULARS	31.03.2017	31.03.2016
	SALES		
	Income	55672.997	42926.858
	Other Income	90.987	321.573
	TOTAL	55763.984	43248.431
Less	EXPENSES		
	Cost of Materials Consumed	47.929	44.460
	Purchases of Stock-in-Trade	15123.465	10878.625
	Changes in inventories of finished goods, work-in-progress and Stock-in-Trade	24.069	(45.734)
	Employees benefits expense	10819.053	8186.326
	Prior period items	55.164	0.000
	Exceptional items	0.000	(171.152)
	Other expenses	27256.695	21790.705
	TOTAL	53326.375	40683.230
	PROFIT/ (LOSS) BEFORE INTEREST, TAX, DEPRECIATION AND AMORTISATION, MINORITY INTEREST AND SHARE OF PROFIT (LOSS) OF ASSOCIATES	2437.609	2565.201
Less	FINANCIAL EXPENSES	693.577	577.158
	PROFIT / (LOSS) BEFORE TAX, DEPRECIATION AND AMORTISATION, MINORITY INTEREST AND SHARE OF PROFIT (LOSS) OF ASSOCIATES	1744.032	1988.043
Less/ Add	DEPRECIATION/ AMORTISATION	702.674	670.709
	PROFIT/ (LOSS) BEFORE TAX, MINORITY INTEREST AND SHARE OF PROFIT (LOSS) OF ASSOCIATES	1041.358	1317.334

DISCLAIMER : This Report is **PRIVATE & CONFIDENTIAL** and it is prepared at the request of and for its use by the Subscriber only. The Subscriber shall use the contents of the Report merely as an aid to its business. Mira Inform Private Limited ("MIPL") has collated information/data in the Report, which have not been verified unless otherwise specifically mentioned in the Report. The Subscriber shall independently verify the accuracy and correctness of the information/data before in any way acting upon the same. MIPL shall not be liable for any harm, injury, loss or damage caused to the Subscriber due to default by the Subscriber's debtors/beneficiaries in fulfilling their obligations of any nature whatsoever. This Report or any of its portion shall not be used as a documentary evidence or otherwise before any investigative agencies or forum of law. This Report is confidential and proprietary to MIPL. The Subscriber and/or any other person(s) may not reproduce, publish or disclose any of the contents of the Report to others without the express authorization of MIPL. This Report is prepared and issued to the Subscriber without any risk, responsibility or liability on the part of MIPL or its officials.

Less	TAX		317.450	436.839
	PROFIT/ (LOSS) BEFORE MINORITY INTEREST AND SHARE OF PROFIT (LOSS) OF ASSOCIATES		723.908	880.495
Less	MINORITY INTEREST		72.183	66.058
	PROFIT/ (LOSS) BEFORE SHARE OF PROFIT (LOSS) OF ASSOCIATES		651.725	814.437
Less	SHARE OF PROFIT (LOSS) OF ASSOCIATES		9.473	8.222
	PROFIT (LOSS) FOR PERIOD		642.252	806.215
	Earnings / (Loss) Per Share (INR)		24.43	32.6

LOCAL AGENCY FURTHER INFORMATION

Sr. No.	Check list by info agents	Available in Report (Yes/No)
1	Year of establishment	Yes
2	Constitution of the entity -Incorporation details	Yes
3	Locality of the entity	Yes
4	Premises details	No
5	Buyer visit details	--
6	Contact numbers	Yes
7	Name of the person contacted	Yes
8	Designation of contact person	Yes
9	Promoter's background	Yes
10	Date of Birth of Proprietor / Partners / Directors	Yes
11	Pan Card No. of Proprietor / Partners	Yes
12	Voter Id Card No. of Proprietor / Partners	No
13	Type of business	Yes
14	Line of Business	Yes
15	Export/import details (if applicable)	No
16	No. of employees	No
17	Details of sister concerns	Yes
18	Major suppliers	No
19	Major customers	No
20	Banking Details	Yes
21	Banking facility details	Yes
22	Conduct of the banking account	--
23	Financials, if provided	Yes
24	Capital in the business	Yes
25	Last accounts filed at ROC, if applicable	Yes
26	Turnover of firm for last three years	Yes
27	Reasons for variation <> 20%	--
28	Estimation for coming financial year	No
29	Profitability for last three years	Yes
30	Major shareholders, if available	Yes
31	External Agency Rating, if available	Yes
32	Litigations that the firm/promoter involved in	--
33	Market information	--
34	Payments terms	No
35	Negative Reporting by Auditors in the Annual Report	No

NOTE: The registered office of the company has been shifted from TVS Building, 7-B, West Veli Street, Madurai – 625001, Tamil Nadu, India to the present address.

DISCLAIMER : This Report is **PRIVATE & CONFIDENTIAL** and it is prepared at the request of and for its use by the Subscriber only. The Subscriber shall use the contents of the Report merely as an aid to its business. Mira Inform Private Limited ("MIPL") has collated information/data in the Report, which have not been verified unless otherwise specifically mentioned in the Report. The Subscriber shall independently verify the accuracy and correctness of the information/data before in any way acting upon the same. MIPL shall not be liable for any harm, injury, loss or damage caused to the Subscriber due to default by the Subscriber's debtors/beneficiaries in fulfilling their obligations of any nature whatsoever. This Report or any of its portion shall not be used as a documentary evidence or otherwise before any investigative agencies or forum of law. This Report is confidential and proprietary to MIPL. The Subscriber and/or any other person(s) may not reproduce, publish or disclose any of the contents of the Report to others without the express authorization of MIPL. This Report is prepared and issued to the Subscriber without any risk, responsibility or liability on the part of MIPL or its officials.

COMPANY OVERVIEW:

TVS Logistics Services Limited ("the Company") was incorporated on 16 November 2004 and is in the business of providing logistics services.

The Company has been providing the entire basket of logistics services including aftermarket warehouse, in-plant warehouse, global supply chain management services, domestic supply chain management services and material handling services.

UNSECURED LOAN

(Rs. In Million)

Particulars	As on 31.03.2017	As on 31.03.2016
SHORT TERM BORROWING		
Working capital loans from banks	214.975	44.254
Loans repayable on demand from banks	1479.819	605.821
Total	1694.794	650.075

INDEX OF CAHREGS:

S N o	SRN	Charge Id	Charge Holder Name	Date of Crea tion	Date of Modifi cation	Date of Satis f action	Amount	Address
1	G96 488 085	100131 990	DBS Bank Ltd	20/10/ 2017	12/07/ 2018	-	16934773275.0	12, Marina Boulevard, Marina Bay Financial Centre Tower 3, Singapore- 018982
2	G54 276 787	100124 485	Sundaram Finance Limited	22/08/ 2017	-	-	853227.0	21 Patullos Road, Chennai- 600002, Tamil Nadu, India
3	G47 827 589	100108 018	Sundaram Finance Limited	31/05/ 2017	-	-	812057.0	21 Patullos Road, Chennai- 600002, Tamil Nadu, India
4	G49 497	100113 210	Sundaram Finance	08/05/ 2017	-	-	555687.0	21 Patullos Road, Chennai-

DISCLAIMER : This Report is **PRIVATE & CONFIDENTIAL** and it is prepared at the request of and for its use by the Subscriber only. The Subscriber shall use the contents of the Report merely as an aid to its business. Mira Inform Private Limited ("MIPL") has collated information/data in the Report, which have not been verified unless otherwise specifically mentioned in the Report. The Subscriber shall independently verify the accuracy and correctness of the information/data before in any way acting upon the same. MIPL shall not be liable for any harm, injury, loss or damage caused to the Subscriber due to default by the Subscriber's debtors/beneficiaries in fulfilling their obligations of any nature whatsoever. This Report or any of its portion shall not be used as a documentary evidence or otherwise before any investigative agencies or forum of law. This Report is confidential and proprietary to MIPL. The Subscriber and/or any other person(s) may not reproduce, publish or disclose any of the contents of the Report to others without the express authorization of MIPL. This Report is prepared and issued to the Subscriber without any risk, responsibility or liability on the part of MIPL or its officials.

	811		Limited					600002, Tamil Nadu, India
5	G47 827 530	100108 017	Sundaram Finance Limited	05/05/ 2017	-	-	1170940.0	21 Patullos Road, Chennai-600002, Tamil Nadu, India
6	G41 539 289	100091 328	Sundaram Finance Limited	28/03/ 2017	-	-	935474.0	21 Patullos Road, Chennai-600002, Tamil Nadu, India
7	G43 979 178	100097 860	Sundaram Finance Limited	24/03/ 2017	-	-	487344.0	21 Patullos Road, Chennai-600002, Tamil Nadu, India
8	G42 812 339	100094 708	Sundaram Finance Limited	22/03/ 2017	-	-	131151.0	21 Patullos Road, Chennai-600002, Tamil Nadu, India
9	G42 815 563	100094 722	Sundaram Finance Limited	21/02/ 2017	-	-	988281.0	21 Patullos Road, Chennai-600002, Tamil Nadu, India
1 0	G42 811 281	100094 703	Sundaram Finance Limited	07/02/ 2017	-	-	820084.0	21 Patullos Road, Chennai-600002, Tamil Nadu, India

FIXED ASSETS

- Plant and Equipment
- Land
- Furniture and Fixtures
- Vehicles
- Office Equipment
- Motor vehicles
- Computer Equipments
- Computer Software
- Buildings
- Office building
- Factory equipments

DISCLAIMER : This Report is **PRIVATE & CONFIDENTIAL** and it is prepared at the request of and for its use by the Subscriber only. The Subscriber shall use the contents of the Report merely as an aid to its business. Mira Inform Private Limited ("MIPL") has collated information/data in the Report, which have not been verified unless otherwise specifically mentioned in the Report. The Subscriber shall independently verify the accuracy and correctness of the information/data before in any way acting upon the same. MIPL shall not be liable for any harm, injury, loss or damage caused to the Subscriber due to default by the Subscriber's debtors/beneficiaries in fulfilling their obligations of any nature whatsoever. This Report or any of its portion shall not be used as a documentary evidence or otherwise before any investigative agencies or forum of law. This Report is confidential and proprietary to MIPL. The Subscriber and/or any other person(s) may not reproduce, publish or disclose any of the contents of the Report to others without the express authorization of MIPL. This Report is prepared and issued to the Subscriber without any risk, responsibility or liability on the part of MIPL or its officials.

CMT REPORT (Corruption, Money Laundering & Terrorism]

The Public Notice information has been collected from various sources including but not limited to: **The Courts, India Prisons Service, Interpol, etc.**

1] INFORMATION ON DESIGNATED PARTY

No exist designating subject or any of its beneficial owners, controlling shareholders or senior officers as terrorist or terrorist organization or whom notice had been received that all financial transactions involving their assets have been blocked or convicted, found guilty or against whom a judgement or order had been entered in a proceedings for violating money-laundering, anti-corruption or bribery or international economic or anti-terrorism sanction laws or whose assets were seized, blocked, frozen or ordered forfeited for violation of money laundering or international anti-terrorism laws.

2] Court Declaration :

No records exist to suggest that subject is or was the subject of any formal or informal allegations, prosecutions or other official proceeding for making any prohibited payments or other improper payments to government officials for engaging in prohibited transactions or with designated parties.

3] Asset Declaration :

No records exist to suggest that the property or assets of the subject are derived from criminal conduct or a prohibited transaction.

4] Record on Financial Crime :

Charges or conviction registered against subject: **None**

5] Records on Violation of Anti-Corruption Laws :

Charges or investigation registered against subject: **None**

6] Records on Int'l Anti-Money Laundering Laws/Standards :

Charges or investigation registered against subject: **None**

7] Criminal Records

No available information exist that suggest that subject or any of its principals have been formally charged or convicted by a competent governmental authority for any financial crime or under any formal investigation by a competent government authority for any violation of anti-corruption laws or international anti-money laundering laws or standard.

8] Affiliation with Government :

No record exists to suggest that any director or indirect owners, controlling shareholders, director, officer or employee of the company is a government official or a family member or close business associate of a Government official.

9] Compensation Package :

Our market survey revealed that the amount of compensation sought by the subject is fair and reasonable and comparable to compensation paid to others for similar services.

10] Press Report :

No press reports / filings exists on the subject.

CORPORATE GOVERNANCE

MIRA INFORM as part of its Due Diligence do provide comments on Corporate Governance to identify management and governance. These factors often have been predictive and in some cases have created vulnerabilities to credit deterioration.

Our Governance Assessment focuses principally on the interactions between a company's management, its Board of Directors, Shareholders and other financial stakeholders.

CONTRAVENTION

Subject is not known to have contravened any existing local laws, regulations or policies that prohibit, restrict or otherwise affect the terms and conditions that could be included in the agreement with the subject.

FOREIGN EXCHANGE RATES

Currency	Unit	INR
US Dollar	1	INR 74.10
UK Pound	1	INR 96.99
Euro	1	INR 85.11

INFORMATION DETAILS

Information Gathered by :	NAG
Analysis Done by :	VIVR
Report Prepared by :	RSH

SCORE FACTORS

DEMERIT POINTS		
--BANK CHARGES	YES/NO	YES
--LITIGATION	YES/NO	NO
--OTHER ADVERSE INFORMATION	YES/NO	NO
MERIT POINTS		
--SOLE DISTRIBUTORSHIP	YES/NO	NO
--EXPORT ACTIVITIES	YES/NO	NO
--AFFILIATION	YES/NO	YES
--LISTED	YES/NO	NO
--OTHER MERIT FACTORS	YES/NO	YES

RATING EXPLANATIONS

Credit Rating	Explanation	Rating Comments
A++	Minimum Risk	Business dealings permissible with minimum risk of default
A+	Low Risk	Business dealings permissible with low risk of default
A	Acceptable Risk	Business dealings permissible with moderate risk of default
B	Medium Risk	Business dealings permissible on a regular monitoring basis
C	Medium High Risk	Business dealings permissible preferably on secured basis
D	High Risk	Business dealing not recommended or on secured terms only
NB	New Business	No recommendation can be done due to business in infancy stage
NT	No Trace	No recommendation can be done as the business is not traceable

NB is stated where there is insufficient information to facilitate rating. However, it is not to be considered as unfavourable.

This score serves as a reference to assess SC's credit risk and to set the amount of credit to be extended. It is calculated from a composite of weighted scores obtained from each of the major sections of this report. The assessed factors are as follows:

- Financial condition covering various ratios
- Company background and operations size
- Promoters / Management background
- Payment record
- Litigation against the subject
- Industry scenario / competitor analysis
- Supplier / Customer / Banker review (wherever available)