

MIRA INFORM REPORT

Report No. :	534254
Report Date :	10.10.2018

IDENTIFICATION DETAILS

Name :	WESTON AEROSPACE LIMITED
Formerly Known As :	ANGELCHANCE LIMITED
Registered Office :	5 New Street Squarelondonec4a 3tw
Country :	United Kingdom
Financials (as on) :	29.09.2017
Date of Incorporation :	22.04.2003
Com. Reg. No.:	04740406
Legal Form :	Private limited with Share Capital
Line of Business :	<ul style="list-style-type: none"> • Manufacture of other special-purpose machinery n.e.c • Designer and manufacturer of aerospace parts,as well as an intermediate Investment holding company
No. of Employees :	459

RATING & COMMENTS

(Mira Inform has adopted New Rating mechanism w.e.f. 23rd January 2017)

MIRA's Rating :

A

Credit Rating	Explanation	Rating Comments
A	Acceptable Risk	Business dealings permissible with moderate risk of default

Status :	Good
Payment Behaviour :	No Complaints
Litigation :	Clear

NOTES :

Any query related to this report can be made on e-mail : infodept@mirainform.com while quoting report number, name and date.

ECGC Country Risk Classification List

Country Name	Previous Rating (31.12.2017)	Current Rating (01.04.2018)
United Kingdom	A1	A1

Risk Category	ECGC Classification
Insignificant	A1
Low Risk	A2
Moderately Low Risk	B1
Moderate Risk	B2
Moderately High Risk	C1
High Risk	C2
Very High Risk	D

UNITED KINGDOM - ECONOMIC OVERVIEW

The UK, a leading trading power and financial center, is the third largest economy in Europe after Germany and France. Agriculture is intensive, highly mechanized, and efficient by European standards, producing about 60% of food needs with less than 2% of the labor force. The UK has large coal, natural gas, and oil resources, but its oil and natural gas reserves are declining; the UK has been a net importer of energy since 2005. Services, particularly banking, insurance, and business services, are key drivers of British GDP growth. Manufacturing, meanwhile, has declined in importance but still accounts for about 10% of economic output.

In 2008, the global financial crisis hit the economy particularly hard, due to the importance of its financial sector. Falling home prices, high consumer debt, and the global economic slowdown compounded the UK's economic problems, pushing the economy into recession in the latter half of 2008 and prompting the then BROWN (Labour) government to implement a number of measures to stimulate the economy and stabilize the financial markets. Facing burgeoning public deficits and debt levels, in 2010 the then CAMERON-led coalition government (between Conservatives and Liberal Democrats) initiated an austerity program, which has continued under the Conservative government. However, the deficit still remains one of the highest in the G7, standing at 3.6% of GDP as of 2017, and the UK has pledged to lower its corporation tax from 20% to 17% by 2020. The UK had a debt burden of 90.4% GDP at the end of 2017.

The UK economy has begun to slow since the referendum vote to leave the EU in June 2016. A sustained depreciation of the British pound has increased consumer and producer prices, weighing on consumer spending without spurring a meaningful increase in exports. The UK has an extensive trade relationship with other EU members through its single market membership, and economic observers have warned the exit will jeopardize its position as the central location for European financial services. Prime Minister MAY is seeking a new "deep and special" trade relationship with the EU following the UK's exit. However, economists doubt that the UK will be able to preserve the benefits of EU membership without the obligations. The UK is expected to officially leave the EU by the end of March 2019.

Source : CIA

COMPANY NAME AND ADDRESS

Company Name: **WESTON AEROSPACE LIMITED**
Company No: **04740406**
Registered Address: **5 NEW STREET SQUARE LONDON EC4A 3TW**

COMPANY SUMMARY

Registered Address 5 NEW STREET SQUARE
LONDON
EC4A 3TW

Trading Address 5 New Street Square
London
EC4A 3TW

Website Address <http://www.esterline.com>

Telephone Number -

Fax Number

TPS -

FPS Yes

Incorporation Date 22/04/2003

Previous Name ANGELCHANCE LIMITED

Type Private limited with Share Capital

FTSE Index -

Date of Change 14/06/2004

Filing Date of Accounts 07/07/2018

Currency EUR

Share Capital £501

SIC07 28990

Charity Number -

SIC07 Description MANUFACTURE OF OTHER SPECIAL-PURPOSE MACHINERY N.E.C.
Principal Activity Designer and manufacturer of aerospace parts,as well as an intermediate investment holding company.

ADDITIONAL INFORMATION

CCJ's 0 (£0)
No CCJ Information To Display
Ultimate Holding Company ESTERLINE TECHNOLOGIES CORPORATION
Accountant -
Mortgages 3
Trade Debtors -
Group 22 companies
Linkages 45 companies
Countries In 11 countries

KEY FINANCIALS

Year to Date	Turnover	Pre Tax Profit	Shareholder's Funds	Employees
29/09/2017	£62,351,000	-£7,262,000	£178,486,000	459
30/09/2016	£51,512,000	-£21,808,000	£205,041,000	446
02/10/2015	£36,110,000	£35,044,000	£227,530,000	380

MORTGAGE SUMMARY

Total Mortgage	3
Outstanding	1
Satisfied	2

TRADE DEBTORS / BAD DEBT SUMMARY

Total Number of Documented Trade	2
Total Value of Documented Trade	£188,933

COMMENTARY

This company has only made late payments on a low percentage of invoices.
This company's ratio of total liabilities to total assets indicates the presence of strong equity funding.
The company has more cash than short term bank borrowings.
This company trades in an industry with a moderate level of corporate failures.

CCJ

Total Number of Exact CCJs -	0	Total Value of Exact CCJs -	
Total Number of Possible CCJs -	0	Total Value of Possible CCJs -	
Total Number of Satisfied CCJs -	0	Total Value of Satisfied CCJs -	
Total Number of Writs -	-		
Total Current Directors	4	Total Current Secretaries	1
Total Previous Directors / Company Secretaries	14	Total Person's With Significant Control	1

CURRENT DIRECTORS

Title	Mr	Function	Director
Name	Curtis Carl Reusser	Nationality	American
Date of Birth	07/1960	Present Appointments	14
Latest Address	5 New Street Square, London	Appointment Date	05/03/2014
Post Code	EC4A 3TW		
Title	Mr	Function	Director
Name	Roger Alan Ross	Nationality	American
Date of Birth	10/1968	Present Appointments	3
Latest Address	500 108th Avenue Ne, Suite 1500, Bellevue, Wa	Appointment Date	24/08/2015
Post Code	98004		
Title	Mr	Function	Director
Name	Pierre Rossignol	Nationality	French
Date of Birth	04/1968	Present Appointments	1
Latest Address	Eas Auxi Trosa 5 Allee Charles Pathe, Bourges	Appointment Date	02/01/2017
Post Code	18000		
Title	Mr	Function	Director

DISCLAIMER : This Report is **PRIVATE & CONFIDENTIAL** and it is prepared at the request of and for its use by the Subscriber only. The Subscriber shall use the contents of the Report merely as an aid to its business. Mira Inform Private Limited ("MIPL") has collated information/data in the Report, which have not been verified unless otherwise specifically mentioned in the Report. The Subscriber shall independently verify the accuracy and correctness of the information/data before in any way acting upon the same. MIPL shall not be liable for any harm, injury, loss or damage caused to the Subscriber due to default by the Subscriber's debtors/beneficiaries in fulfilling their obligations of any nature whatsoever. This Report or any of its portion shall not be used as a documentary evidence or otherwise before any investigative agencies or forum of law. This Report is confidential and proprietary to MIPL. The Subscriber and/or any other person(s) may not reproduce, publish or disclose any of the contents of the Report to others without the express authorization of MIPL. This Report is prepared and issued to the Subscriber without any risk, responsibility or liability on the part of MIPL or its officials.

WESTON AEROSPACE LIMITED - 534254

PAGE NO. : 7

Name	Stephen Nolan	Nationality	American
Date of Birth	04/1969	Present Appointments	19
Latest Address	5 New Street Square, London	Appointment Date	01/03/2018
Post Code	EC4A 3TW		

CURRENT COMPANY SECRETARY





Title		Function	Company Secretary
Name	TAYLOR WESSING SECRETARIES LIMITED	Nationality	British
Date of Birth	-	Present Appointments	905
Latest Address	5 New Street Square, London	Appointment Date	13/06/2012
Post Code	EC4A 3TW		

TOP SHAREHOLDERS

Name	Currency	Share Count	Share Type	Nominal Value	% of Total Share Count
ESTERLINE TECHNOLOGIES EUROPE LTD	EUR	501	ORDINARY	1	100

FINANCIALS












Profit & Loss

	Date Of Accounts	29/09/17	(%)	30/09/16	(%)	02/10/15	(%)	31/10/14	(%)	25/10/13
	Weeks	52	(%)	52	(%)	48	(%)	53	(%)	52
	Currency	GBP	(%)	GBP	(%)	GBP	(%)	GBP	(%)	GBP
	Consolidated A/cs	N	(%)	N	(%)	N	(%)	N	(%)	N
	Turnover	£62,351,000	21%	£51,512,000	42.7%	£36,110,000	-14.8%	£42,407,000	1.9%	£41,606,000
	Export	£39,410,000	24.1%	£31,747,000	48.5%	£21,376,000	-21.1%	£27,108,000	-9.4%	£29,905,000
	Cost of Sales	£44,715,000	24.1%	£36,042,000	28.1%	£28,133,000	-3.3%	£29,099,000	8.4%	£26,833,000
	Gross Profit	£17,636,000	14%	£15,470,000	93.9%	£7,977,000	-40.1%	£13,308,000	-9.9%	£14,773,000





DISCLAIMER : This Report is **PRIVATE & CONFIDENTIAL** and it is prepared at the request of and for its use by the Subscriber only. The Subscriber shall use the contents of the Report merely as an aid to its business. Mira Inform Private Limited ("MIPL") has collated information/data in the Report, which have not been verified unless otherwise specifically mentioned in the Report. The Subscriber shall independently verify the accuracy and correctness of the information/data before in any way acting upon the same. MIPL shall not be liable for any harm, injury, loss or damage caused to the Subscriber due to default by the Subscriber's debtors/beneficiaries in fulfilling their obligations of any nature whatsoever. This Report or any of its portion shall not be used as a documentary evidence or otherwise before any investigative agencies or forum of law. This Report is confidential and proprietary to MIPL. The Subscriber and/or any other person(s) may not reproduce, publish or disclose any of the contents of the Report to others without the express authorization of MIPL. This Report is prepared and issued to the Subscriber without any risk, responsibility or liability on the part of MIPL or its officials.

WESTON AEROSPACE LIMITED - 534254

PAGE NO. : 8

							%			
	Wages & Salaries	£14,469,000	0.3%	£14,423,000	10%	£13,114,000	-4.5%	£13,738,000	9%	£12,598,000
	Directors Emoluments	-	-	-	-	£20,000	-	£237,000	3.5%	£229,000
	Operating Profit	-£399,000	-106.5%	£6,112,000	999.9%	-£102,000	-102.9%	£3,513,000	-31%	£5,092,000
	Depreciation	£972,000	3.6%	£938,000	26.6%	£741,000	-6.1%	£789,000	15.7%	£682,000
	Audit Fees	£88,000	7.3%	£82,000	-	£95,000	5.6%	£90,000	-	£90,000
	Interest Payments	£538,000	6.3%	£506,000	9.5%	£462,000	-	£708,000	72.3%	£411,000
	Pre Tax Profit	-£7,262,000	66.7%	-£21,808,000	-162.2%	£35,044,000	908.2%	£3,476,000	116.6%	-£20,981,000
	Taxation	-£955,000	-	-£68,000	57%	-£158,000	-	£6,576,000	479.7%	-£1,732,000
	Profit After Tax	-£8,217,000	62.4%	-£21,876,000	-	£34,886,000	247.1%	£10,052,000	144.3%	-£22,713,000
	Dividends Payable	£20,000,000	-	-	-	£60,435,000	-	-	-	£18,000,000
	Retained Profit	-£28,217,000	-29%	-£21,876,000	14.4%	-£25,549,000	-354.2%	£10,052,000	124.7%	-£40,713,000














Balance Sheet

	Date Of Accounts	29/09/17	(%)	30/09/16	(%)	02/10/15	(%)	31/10/14	(%)	25/10/13
	Tangible Assets	£180,277,000	-	£202,286,000	-	£229,754,000	9.6%	£209,714,000	-	£209,869,000
	Intangible Assets	£15,119,000	-	£17,162,000	-	£19,162,000	-8.6%	£20,964,000	0.7%	£20,815,000
	Total Fixed Assets	£195,396,000	-11%	£219,448,000	-11.8%	£248,916,000	7.9%	£230,678,000	0%	£230,684,000
	Stock	£13,635,000	6.3%	£12,824,000	46.3%	£8,764,000	-6.9%	£9,413,000	-	£10,028,000

DISCLAIMER : This Report is **PRIVATE & CONFIDENTIAL** and it is prepared at the request of and for its use by the Subscriber only. The Subscriber shall use the contents of the Report merely as an aid to its business. Mira Inform Private Limited ("MIPL") has collated information/data in the Report, which have not been verified unless otherwise specifically mentioned in the Report. The Subscriber shall independently verify the accuracy and correctness of the information/data before in any way acting upon the same. MIPL shall not be liable for any harm, injury, loss or damage caused to the Subscriber due to default by the Subscriber's debtors/beneficiaries in fulfilling their obligations of any nature whatsoever. This Report or any of its portion shall not be used as a documentary evidence or otherwise before any investigative agencies or forum of law. This Report is confidential and proprietary to MIPL. The Subscriber and/or any other person(s) may not reproduce, publish or disclose any of the contents of the Report to others without the express authorization of MIPL. This Report is prepared and issued to the Subscriber without any risk, responsibility or liability on the part of MIPL or its officials.

WESTON AEROSPACE LIMITED - 534254

PAGE NO. : 9

	Trade Debtors	£7,306,000	- 8.5 %	£7,987,000	11.1 %	£7,188,000	1.5%	£7,084,000	- 16.7 %	£8,506,000
	Cash	£10,489,000	28.4 %	£8,171,000	87.5 %	£4,358,000	- 59.3 %	£10,710,000	24.4 %	£8,606,000
	Other Debtors	£8,716,000	- 40.3 %	£14,604,000	9.4 %	£13,344,000	- 28.7 %	£18,721,000	60.3 %	£11,680,000
	Miscellaneous Current Assets	0	-	0	-	0	-	0	-	0
	Total Current Assets	£40,146,000	- 7.9 %	£43,586,000	29.5 %	£33,654,000	- 26.7 %	£45,928,000	18.3 %	£38,820,000
	Trade Creditors	£4,415,000	0.7 %	£4,386,000	13.7 %	£3,857,000	43.5 %	£2,687,000	- 12.8 %	£3,080,000
	Bank Loans & Overdrafts	0	-	0	-	0	-	0	-	0
	Other Short Term Finance	£50,321,000	- 2.4 %	£51,537,000	4.3 %	£49,407,000	154.3 %	£19,428,000	- 12.4 %	£22,179,000
	Miscellaneous Current Liabilities	£2,297,000	13.5 %	£2,024,000	17.7 %	£1,719,000	41.7 %	£1,213,000	- 2.9 %	£1,249,000
	Total Current Liabilities	£57,033,000	- 1.6 %	£57,947,000	5.4 %	£54,983,000	135.7 %	£23,328,000	- 12%	£26,508,000
	Bank Loans & Overdrafts and LTL	£23,000	- 50%	£46,000	- 19.3 %	£57,000	- 29.6 %	£81,000	- 2.4 %	£83,000
	Other Long Term Finance	0	-	0	-	0	-	0	-	0
	Total Long Term Liabilities	£23,000	- 50%	£46,000	- 19.3 %	£57,000	- 29.6 %	£81,000	- 2.4 %	£83,000






Capital & Reserves

Date Of Account	29/09/17	(%)	30/09/16	(%)	02/10/15	(%)	31/10/14	(%)	25/10/13
-----------------	----------	-----	----------	-----	----------	-----	----------	-----	----------






DISCLAIMER : This Report is **PRIVATE & CONFIDENTIAL** and it is prepared at the request of and for its use by the Subscriber only. The Subscriber shall use the contents of the Report merely as an aid to its business. Mira Inform Private Limited ("MIPL") has collated information/data in the Report, which have not been verified unless otherwise specifically mentioned in the Report. The Subscriber shall independently verify the accuracy and correctness of the information/data before in any way acting upon the same. MIPL shall not be liable for any harm, injury, loss or damage caused to the Subscriber due to default by the Subscriber's debtors/beneficiaries in fulfilling their obligations of any nature whatsoever. This Report or any of its portion shall not be used as a documentary evidence or otherwise before any investigative agencies or forum of law. This Report is confidential and proprietary to MIPL. The Subscriber and/or any other person(s) may not reproduce, publish or disclose any of the contents of the Report to others without the express authorization of MIPL. This Report is prepared and issued to the Subscriber without any risk, responsibility or liability on the part of MIPL or its officials.

WESTON AEROSPACE LIMITED - 534254





PAGE NO. : 10

	s									
	Called Up Share Capital	-	-	-	-	-	-	-	-	-
	P & L Account Reserve	£47,360,000	292.2%	£24,639,000	757%	£2,875,000	61.7%	£7,503,000	57.8%	£17,787,000
	Revaluation Reserve	-	-	-	-	-	-	-	-	-
	Sundry Reserves	£131,126,000	-42.9%	£229,680,000	-0.3%	£230,405,000	-11.6%	£260,700,000	-	£260,700,000
	Shareholder Funds	£178,486,000	-13%	£205,041,000	-9.9%	£227,530,000	-10.1%	£253,197,000	4.2%	£242,913,000

Other Financial Items

	Date Of Accounts	29/09/17	(%)	30/09/16	(%)	02/10/15	(%)	31/10/14	(%)
	Net Worth	£163,367,000	-13%	£187,879,000	-9.8%	£208,368,000	-10.3%	£232,233,000	4.6%
	Working Capital	-£16,887,000	-17.6%	-£14,361,000	32.7%	-£21,329,000	194.4%	£22,600,000	83.6%
	Total Assets	£235,542,000	10.5%	£263,034,000	-6.9%	£282,570,000	2.2%	£276,606,000	2.6%
	Total Liabilities	£57,056,000	-1.6%	£57,993,000	5.4%	£55,040,000	135.1%	£23,409,000	-12%
	Net Assets	£178,486,000	-13%	£205,041,000	-9.9%	£227,530,000	-10.1%	£253,197,000	4.2%



Cash Flow

	Date Of Accounts	29/09/17	(%)	30/09/16	(%)	02/10/15	(%)	31/10/14	(%)	25/10/13
	Net Cashflow from Operations	-	-	-	-	-	-	-	-	-
	Net Cashflow before Financing	-	-	-	-	-	-	-	-	-
	Net Cashflow from Financing	-	-	-	-	-	-	-	-	-
	Increase in Cash	-	-	-	-	-	-	-	-	-












Miscellaneous

	Date Of Accounts	29/09/17	(%)	30/09/16	(%)	02/10/15	(%)	31/10/14	(%)	25/10/13
	Contingent Liability	NO	-	NO	-	NO	-	YES	-	NO

DISCLAIMER : This Report is **PRIVATE & CONFIDENTIAL** and it is prepared at the request of and for its use by the Subscriber only. The Subscriber shall use the contents of the Report merely as an aid to its business. Mira Inform Private Limited ("MIPL") has collated information/data in the Report, which have not been verified unless otherwise specifically mentioned in the Report. The Subscriber shall independently verify the accuracy and correctness of the information/data before in any way acting upon the same. MIPL shall not be liable for any harm, injury, loss or damage caused to the Subscriber due to default by the Subscriber's debtors/beneficiaries in fulfilling their obligations of any nature whatsoever. This Report or any of its portion shall not be used as a documentary evidence or otherwise before any investigative agencies or forum of law. This Report is confidential and proprietary to MIPL. The Subscriber and/or any other person(s) may not reproduce, publish or disclose any of the contents of the Report to others without the express authorization of MIPL. This Report is prepared and issued to the Subscriber without any risk, responsibility or liability on the part of MIPL or its officials.

	Capital Employed	£178,509,000	-13%	£205,087,000	-9.9%	£227,587,000	-10.1%	£253,278,000	4.2%	£242,996,000
	Number of Employees	459	2.9%	446	17.4%	380	8.9%	349	1.5%	344
	Accountants									
	Auditors	ERNST & YOUNG LLP								
	Auditor Comments	The audit report contains no adverse comments								
	Bankers	HSBC BANK PLC								
	Bank Branch Code	26-53-45								

Ratios

	Date Of Accounts	29/09/17	30/09/16	02/10/15	31/10/14	25/10/13
	Pre-tax profit margin %	-11.65	-42.34	97.05	8.20	-50.43
	Current ratio	0.70	0.75	0.61	1.97	1.46
	Sales/Net Working Capital	-3.69	-3.59	-1.69	1.88	3.38
	Gearing %	0	0	0	0	0
	Equity in %	81	83.40	86.40	99	97.70
	Creditor Days	25.77	30.99	35.88	23.50	26.94
	Debtor Days	42.65	56.43	66.88	61.97	74.41
	Liquidity/Acid Test	0.46	0.53	0.45	1.56	1.08
	Return On Capital Employed %	-4.06	-10.63	15.39	1.37	-8.63
	Return On Total Assets Employed %	-3.08	-8.29	12.40	1.25	-7.78
	Current Debt Ratio	0.31	0.28	0.24	0.09	0.10
	Total Debt Ratio	0.31	0.28	0.24	0.09	0.10
	Stock Turnover Ratio %	21.86	24.89	24.27	22.19	24.10
	Return on Net Assets Employed %	-4.06	-10.63	15.40	1.37	-8.63

Report Notes

There are no notes to display.

DISCLAIMER : This Report is **PRIVATE & CONFIDENTIAL** and it is prepared at the request of and for its use by the Subscriber only. The Subscriber shall use the contents of the Report merely as an aid to its business. Mira Inform Private Limited ("MIPL") has collated information/data in the Report, which have not been verified unless otherwise specifically mentioned in the Report. The Subscriber shall independently verify the accuracy and correctness of the information/data before in any way acting upon the same. MIPL shall not be liable for any harm, injury, loss or damage caused to the Subscriber due to default by the Subscriber's debtors/beneficiaries in fulfilling their obligations of any nature whatsoever. This Report or any of its portion shall not be used as a documentary evidence or otherwise before any investigative agencies or forum of law. This Report is confidential and proprietary to MIPL. The Subscriber and/or any other person(s) may not reproduce, publish or disclose any of the contents of the Report to others without the express authorization of MIPL. This Report is prepared and issued to the Subscriber without any risk, responsibility or liability on the part of MIPL or its officials.

Status History

No Status History found

***EVENT HISTORY**

Date	Description
10/10/2018	Payment Data Update Received
12/07/2018	New Accounts Filed
12/07/2018	New Accounts Filed
26/04/2018	Confirmation Statement
20/03/2018	Payment Data Update Received
19/03/2018	Mr R.D. George has left the board
16/03/2018	New Board Member Mr S. Nolan appointed
16/03/2018	New Board Member Mr P. Rossignol appointed
28/02/2018	Payment Data Update Received
14/07/2017	New Accounts Filed
14/07/2017	New Accounts Filed
01/07/2017	Payment Data Update Received
10/05/2017	Confirmation Statement
04/01/2017	Mr C.F. Johnston has left the board
02/07/2016	New Accounts Filed

PREVIOUS COMPANY NAMES

Date	Previous Name
14/06/2004	ANGELCHANCE LIMITED

Writ Details

No writs found

STATISTICS

Group	22 companies
Linkages	45 companies
Countries	In 11 countries

SUMMARY

Holding Company	ESTERLINE TECHNOLOGIES EUROPE LIMITED
Ownership Status	Wholly Owned
Ultimate Holding Company	ESTERLINE TECHNOLOGIES CORPORATION

GROUP STRUCTUREFULL

Company Name	Registered Number	Latest Key Financials	Consol. Accounts	Turnover
ESTERLINE TECHNOLOGIES C...		-	-	\$1,774,449,000
ESTERLINE TECHNOLOGIES...	533347910	29.09.2017	N	€2,803,281
ESTERLINE TECHNOLOGI...	09002080	29.09.2017	N	
ESTERLINE TECHNOLOGIES...	05148070	29.09.2017	N	
KIRKHILL TA CO	N/A	-	-	
TA MFG LIMITED	01979171	29.09.2017	N	£358,515
ESTERLINE TECHNOLO...	03837209	29.09.2017	N	
ESTERLINE TECHNOL...	06787209	29.09.2017	N	
WESTON AEROSPAC...	04740406	29.09.2017	N	£62,351,000
PRESSURE SYST...	02858303	29.09.2017	N	
DARCHEM HOLDI...	03966333	30.09.2017	Y	£71,182,000
DARCHEM ENG...	SC144767	30.09.2017	N	£71,182,000
ESTERLINE INT...	08331349	29.09.2017	N	

DISCLAIMER : This Report is **PRIVATE & CONFIDENTIAL** and it is prepared at the request of and for its use by the Subscriber only. The Subscriber shall use the contents of the Report merely as an aid to its business. Mira Inform Private Limited ("MIPL") has collated information/data in the Report, which have not been verified unless otherwise specifically mentioned in the Report. The Subscriber shall independently verify the accuracy and correctness of the information/data before in any way acting upon the same. MIPL shall not be liable for any harm, injury, loss or damage caused to the Subscriber due to default by the Subscriber's debtors/beneficiaries in fulfilling their obligations of any nature whatsoever. This Report or any of its portion shall not be used as a documentary evidence or otherwise before any investigative agencies or forum of law. This Report is confidential and proprietary to MIPL. The Subscriber and/or any other person(s) may not reproduce, publish or disclose any of the contents of the Report to others without the express authorization of MIPL. This Report is prepared and issued to the Subscriber without any risk, responsibility or liability on the part of MIPL or its officials.

WESTON AEROSPACE LIMITED - 534254

PAGE NO. : 14

GAMESMAN LI...	03027138	29.09.2017	N	£39,609,455
ESTERLINE ACQUI...	05720105	29.09.2017	N	
EST DEFENCE C...	00675623	30.09.2016	N	£3,555,000
WALLOP INDU...	00410988	29.09.2017	N	
ESTERLINE TECHN...	07649574	29.09.2017	N	
LEACH INTERNATIONAL CO...		-	-	\$100,000,000
LEACH INTERNATIONAL...	01026277	30.09.2017	N	£229,729
SOURIAU	421320268	29.09.2017	N	€230,666,968
SOURIAU UK LIMITED	04725235	30.09.2017	N	£466,234

OTHER LINKED COMPANIES

Name	Number	Latest Financials	Key	Turnover
ESTERLINE TECHNOLOGIES FRANCE HOLDING SNC	533318390	29.09.2017		
ESTERLINE BELGIUM BVBA	565983518	29.09.2017		€106,211,758
AUXITROL SA	391288347	30.09.2017		€93,235,007
RACAL ACOUSTICS LIMITED	05019038	29.09.2017		£13,751,000
LRE MEDICAL GMBH	HRB 5316	30.09.2017		€37,059,464
TECHNOCONTACT	712052364	29.09.2017		€9,528,395
ESTERLINE TECHNOLOGIES DENMARK APS	26777623	31.10.2015		
LEACH INTERNATIONAL EUROPE	552107955	30.09.2016		€116,877,528
ESTERLINE AVIONICS & CONTROLS FRANCE	401431820	29.09.2017		€8,069,620
SOURIAU GERMANY GMBH	HRB 17107	30.09.2016		
SOURIAU ITALY SOCIETA A RESPONSABILITA LIMITATA SIGLABILE SOURIAU ITALY S.R.L.	TO988512	29.09.2017		€788,119
WESTON AERO 2003	03817397	31.12.2004		

DISCLAIMER : This Report is **PRIVATE & CONFIDENTIAL** and it is prepared at the request of and for its use by the Subscriber only. The Subscriber shall use the contents of the Report merely as an aid to its business. Mira Inform Private Limited ("MIPL") has collated information/data in the Report, which have not been verified unless otherwise specifically mentioned in the Report. The Subscriber shall independently verify the accuracy and correctness of the information/data before in any way acting upon the same. MIPL shall not be liable for any harm, injury, loss or damage caused to the Subscriber due to default by the Subscriber's debtors/beneficiaries in fulfilling their obligations of any nature whatsoever. This Report or any of its portion shall not be used as a documentary evidence or otherwise before any investigative agencies or forum of law. This Report is confidential and proprietary to MIPL. The Subscriber and/or any other person(s) may not reproduce, publish or disclose any of the contents of the Report to others without the express authorization of MIPL. This Report is prepared and issued to the Subscriber without any risk, responsibility or liability on the part of MIPL or its officials.

ESTERLINE TECHNOLOGIES ACQUISITION LIMITED	04759585	30.09.2017	
ESTERLINE TECHNOLOGIES CORP., USA	29939594	-	
LEACH INTERNATIONAL GERMANY GMBH	HRB 14684	31.10.2016	
ARMTECH COUNTERMEASURES		-	
MEMTRON TECHNOLOGIES		-	\$149,000
SURFTECH FINISHES CO.		-	
MASON ELECTRIC CO.		-	\$50,000,000
ESTERLINE DEFENSE TECHNOLOGIES		-	\$30,000,000

MORTGAGE DETAILS

Mortgage Type:	A SHARES CHARGE		
Date Charge Created:	08/02/13		
Date Charge Registered:	25/02/13		
Date Charge Satisfied:	15/07/15		
Status:	SATISFIED		
Person(s) Entitled:	WELLS FARGO BANK, NATIONAL ASSOCIATION (THE TRUSTEE);		
Amount Secured:			
Details:	THE COLLATERAL, BEING- THE RELEVANT SHARES AND THE RELATED ASSETS SEE IMAGE FORFULL DETAILS		
Mortgage Type:	SHARES CHARGE		
Date Charge Created:	20/07/11		
Date Charge Registered:	03/08/11		
Date Charge Satisfied:	15/07/15		
Status:	SATISFIED		
Person(s) Entitled:	WELLS FARGO BANK, NATIONAL ASSOCIATION (THE TRUSTEE);		
Amount Secured:			
Details:	BY WAY OF FIRST FIXED CHARGE, ALL INTEREST IN THE COLLATERAL SEE IMAGE FOR FULLDETAILS		
Mortgage Type:	RENT DEPOSIT DEED		
Date Charge Created:	01/08/05		
Date Charge Registered:	08/08/05		
Date Charge Satisfied:	-		
Status:	OUTSTANDING		
Person(s) Entitled:	ZURICH ASSURANCE LTD		
Amount Secured:	ALL MONIES DUE OR TO BECOME DUE FROM THE COMPANY TO THE CHARGEЕ UNDER THE TERMSOF THE AFOREMENTIONEDINSTRUMENT CREATING OR EVIDENCING THE CHARGE		
Details:	£41,740.00 PLUS A SUM EQUIVALENT TO VATTHEREON OR AN AMOUNT EQUAL TO SIX MONTHS RENT PLUS A SUM EQUIVALENT TO VAT THEREON		

DISCLAIMER : This Report is **PRIVATE & CONFIDENTIAL** and it is prepared at the request of and for its use by the Subscriber only. The Subscriber shall use the contents of the Report merely as an aid to its business. Mira Inform Private Limited ("MIPL") has collated information/data in the Report, which have not been verified unless otherwise specifically mentioned in the Report. The Subscriber shall independently verify the accuracy and correctness of the information/data before in any way acting upon the same. MIPL shall not be liable for any harm, injury, loss or damage caused to the Subscriber due to default by the Subscriber's debtors/beneficiaries in fulfilling their obligations of any nature whatsoever. This Report or any of its portion shall not be used as a documentary evidence or otherwise before any investigative agencies or forum of law. This Report is confidential and proprietary to MIPL. The Subscriber and/or any other person(s) may not reproduce, publish or disclose any of the contents of the Report to others without the express authorization of MIPL. This Report is prepared and issued to the Subscriber without any risk, responsibility or liability on the part of MIPL or its officials.

CREDITOR DETAILS

	Total Number	Total Value
Trade Creditors	0	-
No Creditor Data		

TRADE DEBTORS / BAD DEBT DETAIL

	Total Number of Documented Trade	Total Value of Documented Trade
Trade Debtors	2	£188,933
Company Name	Amount	Statement Date
Torchmark Ltd	£170,375	25/10/2011
Torchmark Ltd	£18,558	25/10/2011

PREVIOUS DIRECTOR/COMPANY SECRETARIES

Name	Current Active Appointments	Previous Appointments	Dissolved Companies
Charles Fyfe Johnston	0	1	0
Ian Arbuthnott	0	2	1
MITRE SECRETARIES LIMITED	159	558	537
Robert William Cremin	1	14	15
Larry Albert Kring	0	9	4
Richard John Wood	0	8	7
Richard Bradley Lawrence	0	17	8
Robert David George	0	17	15
INSTANT COMPANIES LIMITED	9	32313	90449
SWIFT INCORPORATIONS LIMITED	11	74212	191845
Geoffrey Barry Eeles	4	4	9
Albert Scott Yost	13	4	3
Alain Michel Durand	0	3	0
Kenneth John Smart	1	3	0
Total Persons With Significant Control	1	Total Statements	1
Active	1	Active	0
Ceased	0	Ceased	1

DISCLAIMER : This Report is **PRIVATE & CONFIDENTIAL** and it is prepared at the request of and for its use by the Subscriber only. The Subscriber shall use the contents of the Report merely as an aid to its business. Mira Inform Private Limited ("MIPL") has collated information/data in the Report, which have not been verified unless otherwise specifically mentioned in the Report. The Subscriber shall independently verify the accuracy and correctness of the information/data before in any way acting upon the same. MIPL shall not be liable for any harm, injury, loss or damage caused to the Subscriber due to default by the Subscriber's debtors/beneficiaries in fulfilling their obligations of any nature whatsoever. This Report or any of its portion shall not be used as a documentary evidence or otherwise before any investigative agencies or forum of law. This Report is confidential and proprietary to MIPL. The Subscriber and/or any other person(s) may not reproduce, publish or disclose any of the contents of the Report to others without the express authorization of MIPL. This Report is prepared and issued to the Subscriber without any risk, responsibility or liability on the part of MIPL or its officials.

ACTIVE PERSONS WITH SIGNIFICANT CONTROL

Name	Esterline Technologies Europe Limited	Kind	Corporate Entity With Significant Control	
Address	5 New Street Square, London	Notified On	06/04/2017	
Post Code	EC4A 3TW	Legal Form	Limited By Shares	
Authority	United Kingdom	Place Registered	Companies House	
Country Registered	United Kingdom	Registration Number	06787209	
Nature Of Control	Ownership Of Shares 75 To 100 Percent, Voting Rights 75 To 100 Percent, Right To Appoint And Remove Directors			

CEASED PERSONS WITH SIGNIFICANT CONTROL

No Ceased Persons With Significant Control To Display

ACTIVE STATEMENTS

No Active Statements To Display

FOREIGN EXCHANGE RATES

Currency	Unit	Indian Rupee
US Dollar	1	INR74.10
UK Pound	1	INR 96.99
Euro	1	INR 85.11
GBP	1	INR 97.61

Note : Above are approximate rates obtained from sources believed to be correct

INFORMATION DETAILS

Analysis Done by :	NIY
Report Prepared by :	KET

DISCLAIMER : This Report is **PRIVATE & CONFIDENTIAL** and it is prepared at the request of and for its use by the Subscriber only. The Subscriber shall use the contents of the Report merely as an aid to its business. Mira Inform Private Limited ("MIPL") has collated information/data in the Report, which have not been verified unless otherwise specifically mentioned in the Report. The Subscriber shall independently verify the accuracy and correctness of the information/data before in any way acting upon the same. MIPL shall not be liable for any harm, injury, loss or damage caused to the Subscriber due to default by the Subscriber's debtors/beneficiaries in fulfilling their obligations of any nature whatsoever. This Report or any of its portion shall not be used as a documentary evidence or otherwise before any investigative agencies or forum of law. This Report is confidential and proprietary to MIPL. The Subscriber and/or any other person(s) may not reproduce, publish or disclose any of the contents of the Report to others without the express authorization of MIPL. This Report is prepared and issued to the Subscriber without any risk, responsibility or liability on the part of MIPL or its officials.

RATING EXPLANATIONS

Credit Rating	Explanation	Rating Comments
A++	Minimum Risk	Business dealings permissible with minimum risk of default
A+	Low Risk	Business dealings permissible with low risk of default
A	Acceptable Risk	Business dealings permissible with moderate risk of default
B	Medium Risk	Business dealings permissible on a regular monitoring basis
C	Medium High Risk	Business dealings permissible preferably on secured basis
D	High Risk	Business dealing not recommended or on secured terms only
NB	New Business	No recommendation can be done due to business in infancy stage
NT	No Trace	No recommendation can be done as the business is not traceable

NB is stated where there is insufficient information to facilitate rating. However, it is not to be considered as unfavourable.

This score serves as a reference to assess SC's credit risk and to set the amount of credit to be extended. It is calculated from a composite of weighted scores obtained from each of the major sections of this report. The assessed factors are as follows:

- Financial condition covering various ratios
- Company background and operations size
- Promoters / Management background
- Payment record
- Litigation against the subject
- Industry scenario / competitor analysis
- Supplier / Customer / Banker review (wherever available)