

## MIRA INFORM REPORT

Report No. :	534206
Report Date :	11.10.2018

### IDENTIFICATION DETAILS

Name :	A AND A INTERNATIONAL TRADING PRIVATE LIMITED
Registered Office :	6-5/140, Block 5, Kaviarasu Kannadasan Nagar, Kodungaiyur, Chennai – 600118, Tamilnadu
Tel. No.:	91-44-43529797
Country :	India
Financials (as on) :	31.03.2017
Date of Incorporation :	15.09.2009
CIN No.: [Company Identification No.]	U52590TN2009PTC072930
Capital Investment / Paid-up Capital :	INR 20.000 Million
IEC No.: [Import-Export Code No.]	0406011231
PAN No.: [Permanent Account No.]	AAICA0039J
GSTN : [Goods & Service Tax Registration No.]	33AAICA0039J1ZZ [Tamil Nadu] 37AAICA0039J1ZR [Andhra Pradesh] 29AAICA0039J1ZO [Karnataka]
Legal Form :	Private Limited Liability Company
Line of Business :	Trader and Importer of Coal. (Confirmed by Management)
No. of Employees :	26 [Approximately]

### RATING & COMMENTS

(Mira Inform has adopted New Rating mechanism w.e.f. 23<sup>rd</sup> January 2017)

**DISCLAIMER** : This Report is **PRIVATE & CONFIDENTIAL** and it is prepared at the request of and for its use by the Subscriber only. The Subscriber shall use the contents of the Report merely as an aid to its business. Mira Inform Private Limited ("MIPL") has collated information/data in the Report, which have not been verified unless otherwise specifically mentioned in the Report. The Subscriber shall independently verify the accuracy and correctness of the information/data before in any way acting upon the same. MIPL shall not be liable for any harm, injury, loss or damage caused to the Subscriber due to default by the Subscriber's debtors/beneficiaries in fulfilling their obligations of any nature whatsoever. This Report or any of its portion shall not be used as a documentary evidence or otherwise before any investigative agencies or forum of law. This Report is confidential and proprietary to MIPL. The Subscriber and/or any other person(s) may not reproduce, publish or disclose any of the contents of the Report to others without the express authorization of MIPL. This Report is prepared and issued to the Subscriber without any risk, responsibility or liability on the part of MIPL or its officials.

<b>MIRA's Rating :</b>	<b>A</b>
------------------------	----------

Credit Rating	Explanation	Rating Comments
A	Acceptable Risk	Business dealings permissible with moderate risk of default

<b>Status :</b>	Satisfactory
<b>Payment Behaviour :</b>	Usually correct
<b>Litigation :</b>	Clear
<b>Comments :</b>	<p>Subject is an established company incorporated in the year 2009 having a satisfactory track record.</p> <p>For the financial year ended 2017, the company has witnessed a growth in its revenue and reported fair profit margin at 1.71% (approx.).</p> <p>The company possesses sound financial profile marked by healthy net worth base along with low debt level of the company.</p> <p>Trade relations are reported as fair. Business is active. Payment terms are seems to be usually correct and as per commitments.</p> <p>The company can be considered for business dealings at usual trade terms and conditions.</p>

**NOTES :**

Any query related to this report can be made on e-mail : [infodept@mirainform.com](mailto:infodept@mirainform.com) while quoting report number, name and date.

**ECGC Country Risk Classification List**

Country Name	Previous Rating (31.12.2017)	Current Rating (01.04.2018)
India	A1	A1
<b>Risk Category</b>	<b>ECGC Classification</b>	
Insignificant	A1	
Low Risk	A2	
Moderately Low Risk	B1	
Moderate Risk	B2	
Moderately High Risk	C1	
High Risk	C2	
Very High Risk	D	

**DISCLAIMER :** This Report is **PRIVATE & CONFIDENTIAL** and it is prepared at the request of and for its use by the Subscriber only. The Subscriber shall use the contents of the Report merely as an aid to its business. Mira Inform Private Limited ("MIPL") has collated information/data in the Report, which have not been verified unless otherwise specifically mentioned in the Report. The Subscriber shall independently verify the accuracy and correctness of the information/data before in any way acting upon the same. MIPL shall not be liable for any harm, injury, loss or damage caused to the Subscriber due to default by the Subscriber's debtors/beneficiaries in fulfilling their obligations of any nature whatsoever. This Report or any of its portion shall not be used as a documentary evidence or otherwise before any investigative agencies or forum of law. This Report is confidential and proprietary to MIPL. The Subscriber and/or any other person(s) may not reproduce, publish or disclose any of the contents of the Report to others without the express authorization of MIPL. This Report is prepared and issued to the Subscriber without any risk, responsibility or liability on the part of MIPL or its officials.

**EXTERNAL AGENCY RATING**

**NOT AVAILABLE**

**RBI DEFAULTERS' LIST STATUS**

Subject's name is not enlisted as a defaulter in the publicly available RBI Defaulters' list.

**EPF (Employee Provident Fund) DEFAULTERS' LIST STATUS**

Subject's name is not enlisted as a defaulter in the publicly available EPF (Employee Provident Fund) Defaulters' list as of 31-03-2018.

**BIFR (Board for Industrial & Financial Reconstruction) LISTING STATUS**

Subject's name is not listed as a Sick Unit in the publicly available BIFR (Board for Industrial & Financial Reconstruction) list as of 11.10.2018.

**IBBI (Insolvency and Bankruptcy Board of India) LISTING STATUS**

Subject's name is not listed in the publicly available IBBI (Insolvency and Bankruptcy Board of India) list as of report date.

**INFORMATION PARTED BY (GENERAL DETAILS)**

<b>Name :</b>	Mr. Jayakumar Masilamani
<b>Designation :</b>	Director
<b>Contact No.:</b>	91-44-43529797
<b>Date :</b>	27.04.2017

**DISCLAIMER :** This Report is **PRIVATE & CONFIDENTIAL** and it is prepared at the request of and for its use by the Subscriber only. The Subscriber shall use the contents of the Report merely as an aid to its business. Mira Inform Private Limited ("MIPL") has collated information/data in the Report, which have not been verified unless otherwise specifically mentioned in the Report. The Subscriber shall independently verify the accuracy and correctness of the information/data before in any way acting upon the same. MIPL shall not be liable for any harm, injury, loss or damage caused to the Subscriber due to default by the Subscriber's debtors/beneficiaries in fulfilling their obligations of any nature whatsoever. This Report or any of its portion shall not be used as a documentary evidence or otherwise before any investigative agencies or forum of law. This Report is confidential and proprietary to MIPL. The Subscriber and/or any other person(s) may not reproduce, publish or disclose any of the contents of the Report to others without the express authorization of MIPL. This Report is prepared and issued to the Subscriber without any risk, responsibility or liability on the part of MIPL or its officials.

**LOCATIONS**

<b>Registered Office :</b>	6-5/140, Block 5, Kaviarasu Kannadasan Nagar, Kodungaiyur, Chennai – 600118, Tamilnadu, India
<b>Tel. No.:</b>	91-44-43529797/ 25589602/ 255
<b>Mobile No.:</b>	91-9840925063 (Mr. Jayakumar)
<b>Fax No.:</b>	91-44-25589602
<b>E-Mail :</b>	<a href="mailto:saikumar@aaaitpl.com">saikumar@aaaitpl.com</a> <a href="mailto:aaintltrd@airtelmail.com">aaintltrd@airtelmail.com</a>
<b>Locality:</b>	Owned
<b>Location:</b>	Commercial
<b>Administrative Office:</b>	No.85, Perambur High Road, Perambur, Chennai-600 011, Tamilnadu, India

**DIRECTORS**

**AS ON 30.09.2018**

<b>Name :</b>	Mr. Jayakumar Masilamani		
<b>Designation :</b>	Director		
<b>Address :</b>	49/A, 2nd Street, Kamaraj Nagar, Vyasarpadi Vyasarpadi - 600039, Tamilnadu, India		
<b>Date of Birth/Age :</b>	26.12.1973		
<b>Qualification:</b>	Graduate		
<b>Date of Appointment :</b>	15.09.2009		
<b>PAN No.:</b>	AGEPJ7916N		
<b>DIN No.:</b>	02716478		
<b>Other Directorship :</b>			
<b>CIN/FCRN</b>	<b>Company Name</b>	<b>Begin Date</b>	<b>End Date</b>
U74990TN2011PTC079434	A & A APPLIANCES PRIVATE LIMITED	02/03/2011	-
<b>Name :</b>	Mr. Saikumar Masilamani		
<b>Designation :</b>	Director		
<b>Address :</b>	6-5/140 Block 5 Kaviarasu, Kannadasan Nagar Kodungaiyur, Chennai - 600118, Tamilnadu, India		
<b>Date of Birth/Age :</b>	24.02.1963		
<b>Qualification:</b>	Graduate		
<b>Date of Appointment :</b>	15.09.2009		
<b>PAN No.:</b>	AEGPS0705N		
<b>DIN No.:</b>	02741423		
<b>Other Directorship :</b>			
<b>CIN/FCRN</b>	<b>Company Name</b>	<b>Begin</b>	<b>End</b>

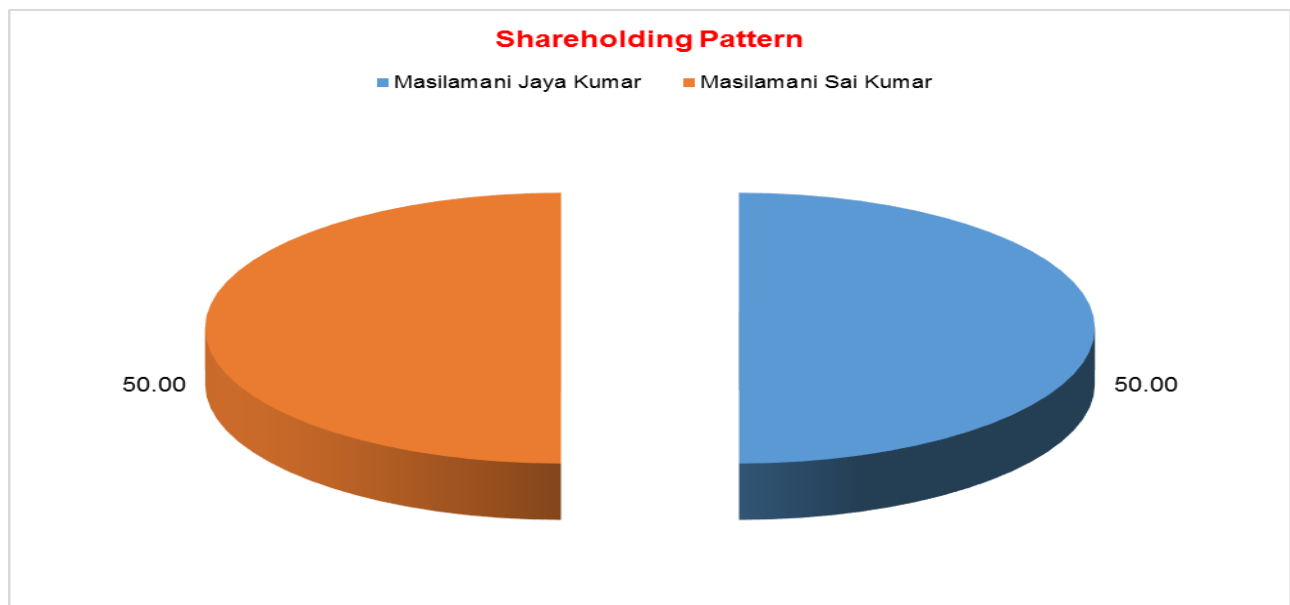
**DISCLAIMER :** This Report is **PRIVATE & CONFIDENTIAL** and it is prepared at the request of and for its use by the Subscriber only. The Subscriber shall use the contents of the Report merely as an aid to its business. Mira Inform Private Limited ("MIPL") has collated information/data in the Report, which have not been verified unless otherwise specifically mentioned in the Report. The Subscriber shall independently verify the accuracy and correctness of the information/data before in any way acting upon the same. MIPL shall not be liable for any harm, injury, loss or damage caused to the Subscriber due to default by the Subscriber's debtors/beneficiaries in fulfilling their obligations of any nature whatsoever. This Report or any of its portion shall not be used as a documentary evidence or otherwise before any investigative agencies or forum of law. This Report is confidential and proprietary to MIPL. The Subscriber and/or any other person(s) may not reproduce, publish or disclose any of the contents of the Report to others without the express authorization of MIPL. This Report is prepared and issued to the Subscriber without any risk, responsibility or liability on the part of MIPL or its officials.

		Date	Date
U74990TN2011PTC079434	A & A APPLIANCES PRIVATE LIMITED	02/03/2011	-

**MAJOR SHAREHOLDERS / SHAREHOLDING PATTERN**

**AS ON 31.03.2016**

Names of Shareholders	No. of Shares	Percentage of Holding
Masilamani Jaya Kumar	1000000	50.00
Masilamani Sai Kumar	1000000	50.00
<b>Total</b>	<b>2000000</b>	<b>100.00</b>



**AS ON 30.09.2016**

Equity Share Breakup	Percentage of Holding
<b>Category</b>	
<b>Promoters</b>	
Individual/Hindu Undivided Family - Indian	100.00
<b>Total</b>	<b>100.00</b>

**DISCLAIMER** : This Report is **PRIVATE & CONFIDENTIAL** and it is prepared at the request of and for its use by the Subscriber only. The Subscriber shall use the contents of the Report merely as an aid to its business. Mira Inform Private Limited ("MIPL") has collated information/data in the Report, which have not been verified unless otherwise specifically mentioned in the Report. The Subscriber shall independently verify the accuracy and correctness of the information/data before in any way acting upon the same. MIPL shall not be liable for any harm, injury, loss or damage caused to the Subscriber due to default by the Subscriber's debtors/beneficiaries in fulfilling their obligations of any nature whatsoever. This Report or any of its portion shall not be used as a documentary evidence or otherwise before any investigative agencies or forum of law. This Report is confidential and proprietary to MIPL. The Subscriber and/or any other person(s) may not reproduce, publish or disclose any of the contents of the Report to others without the express authorization of MIPL. This Report is prepared and issued to the Subscriber without any risk, responsibility or liability on the part of MIPL or its officials.

**BUSINESS DETAILS**

<b>Line of Business :</b>	Trader and Importer of Coal. (Confirmed by Management)	
<b>Products :</b>	<b>ITC Code No.</b>	<b>Product Descriptions</b>
	27011910	Coking coal
<b>Brand Names :</b>	Not Available	
<b>Agencies Held :</b>	Not Available	
<b>Exports :</b>	Not Available	
<b>Imports :</b>		
<b>Products:</b>	Raw Material	
<b>Countries:</b>	<ul style="list-style-type: none"> <li>• USA</li> <li>• Indonesia</li> <li>• South Africa</li> <li>• Australia</li> </ul>	
<b>Terms :</b>		
<b>Selling :</b>	Cheque, Credit [30/ 60/ 90 Days] and Other (RTGS)	
<b>Purchasing :</b>	L/C, Cheque, Credit [30/ 60/ 90 Days] and Other (RTGS)	

**PRODUCTION STATUS : NOT AVAILABLE**

**GENERAL INFORMATION**

<b>Suppliers :</b>	<b>Reference:</b>	Not Divulged
	<b>Name of the Person (Designation):</b>	--
	<b>Contact Number:</b>	--
	<b>Since how long known:</b>	--
	<b>Maximum limit dealt:</b>	--
	<b>Experience:</b>	--
	<b>Remark</b>	--
<b>Customers :</b>	Wholesalers and Manufacturer	
	<b>Reference:</b>	Not Divulged

**DISCLAIMER :** This Report is **PRIVATE & CONFIDENTIAL** and it is prepared at the request of and for its use by the Subscriber only. The Subscriber shall use the contents of the Report merely as an aid to its business. Mira Inform Private Limited ("MIPL") has collated information/data in the Report, which have not been verified unless otherwise specifically mentioned in the Report. The Subscriber shall independently verify the accuracy and correctness of the information/data before in any way acting upon the same. MIPL shall not be liable for any harm, injury, loss or damage caused to the Subscriber due to default by the Subscriber's debtors/beneficiaries in fulfilling their obligations of any nature whatsoever. This Report or any of its portion shall not be used as a documentary evidence or otherwise before any investigative agencies or forum of law. This Report is confidential and proprietary to MIPL. The Subscriber and/or any other person(s) may not reproduce, publish or disclose any of the contents of the Report to others without the express authorization of MIPL. This Report is prepared and issued to the Subscriber without any risk, responsibility or liability on the part of MIPL or its officials.

	<b>Name of the Person (Designation):</b>	--	
	<b>Contact Number:</b>	--	
	<b>Since how long known:</b>	--	
	<b>Maximum limit dealt:</b>	--	
	<b>Experience:</b>	--	
	<b>Remark</b>	--	
<b>No. of Employees :</b>	26 [Approximately]		
<b>Bankers :</b>	<b>Bank Name:</b>	IDBI Bank	
	<b>Branch:</b>	115, Unna Salai, Opposite to Ashok Leyland, Gotha Medu Housing Board, West Saidapet, Chennai – 600015, Tamilnadu, India	
	<b>Person Name (with Designation):</b>	--	
	<b>Contact Number:</b>	91-44-22355201	
	<b>Name of Account Holder:</b>	--	
	<b>Account Number:</b>	--	
	<b>Account Since (Date/ Year of A/c Opening):</b>	--	
	<b>Average Balance Maintained (Optional):</b>	--	
	<b>Credit Facilities Enjoyed (CC/OD/Term Loan):</b>	--	
	<b>Account Operation:</b>	--	
	<b>Remarks:</b>	Continuously ringing	
	<ul style="list-style-type: none"> <li>Bank of India Kodungaiyur Branch, Chennai - 600118, Tamilnadu, India</li> <li>IDBI Bank Limited 115, Anna Salai, Saidapet, Chennai - 600015, Tamilnadu, India</li> <li>ICICI Bank Limited</li> </ul>		
<b>Facilities :</b>	<b>SECURED LOANS</b>	<b>31.03.2017 (INR In Million)</b>	<b>31.03.2016 (INR In Million)</b>
	<b>LONG-TERM BORROWINGS</b>		
	Rupee term loans from banks		2.481
	Loans and advances from directors		14.706
	Loans and advances from others		1.072
	<b>Total</b>	<b>NA</b>	<b>18.259</b>

<b>Auditors :</b>	
<b>Name :</b>	Ramaswamy and Murali Associates Chartered Accountants
<b>Address :</b>	No: 3, Errabalu Chetty Street, Parrys, Chennai – 600001, Tamilnadu, India
<b>Income-tax PAN of auditor or auditor's firm :</b>	AAEFR8375B
<b>Memberships :</b>	Not Available
<b>Collaborators :</b>	Not Available
<b>Associates/Subsidiaries :</b>	Not Available

**CAPITAL STRUCTURE**

**AS ON 31.03.2017**

**Authorised Capital :**

No. of Shares	Type	Value	Amount
3000000	Equity Shares	INR 10/- each	INR 30.000 Million

**Issued, Subscribed & Paid-up Capital :**

No. of Shares	Type	Value	Amount
2000000	Equity Shares	INR 10/- each	INR 20.000 Million

**FINANCIAL DATA**  
*[all figures are in INR Million]*

**ABRIDGED BALANCE SHEET**

<b>SOURCES OF FUNDS</b>	<b>31.03.2017</b>	<b>31.03.2016</b>	<b>31.03.2015</b>
<b>I. EQUITY AND LIABILITIES</b>			
(1) Shareholders' Funds			
(a) Share Capital	20.000	20.000	20.000
(b) Reserves and Surplus	112.872	88.756	73.911
(c) Money received against share warrants	0.000	0.000	0.000
(2) Share Application money pending allotment	0.000	0.000	0.000
<b>Total Shareholders' Funds (1) + (2)</b>	<b>132.872</b>	<b>108.756</b>	<b>93.911</b>
(3) Non-Current Liabilities			
(a) long-term borrowings	15.686	18.259	17.379
(b) Deferred tax liabilities (Net)	0.000	0.000	0.000
(c) Other long-term liabilities	0.000	0.000	0.000
(d) long-term provisions	0.000	0.000	0.000
<b>Total Non-current Liabilities (3)</b>	<b>15.686</b>	<b>18.259</b>	<b>17.379</b>
(4) Current Liabilities			
(a) Short-term borrowings	0.000	0.000	0.000
(b) Trade payables	1069.227	1502.084	1374.587
(c) Other current liabilities	6.236	5.093	3.345
(d) Short-term provisions	40.200	36.090	28.606
<b>Total Current Liabilities (4)</b>	<b>1115.663</b>	<b>1543.267</b>	<b>1406.538</b>
<b>TOTAL</b>	<b>1264.221</b>	<b>1670.282</b>	<b>1517.828</b>
<b>II. ASSETS</b>			
(1) Non-current assets			
(a) Fixed Assets			
(i) Tangible assets	5.524	6.568	6.054
(ii) Intangible Assets	0.000	0.000	0.000
(iii) Tangible assets capital work-in-progress	0.000	0.000	0.000
(iv) Intangible assets under development	0.000	0.000	0.000
(b) Non-current Investments	0.000	0.000	0.000
(c) Deferred tax assets (net)	0.454	0.355	0.364
(d) Long-term loans and advances	16.800	13.628	0.598
(e) Other Non-current assets	0.000	0.000	0.000
<b>Total Non-Current Assets</b>	<b>22.778</b>	<b>20.551</b>	<b>7.016</b>

**DISCLAIMER** : This Report is **PRIVATE & CONFIDENTIAL** and it is prepared at the request of and for its use by the Subscriber only. The Subscriber shall use the contents of the Report merely as an aid to its business. Mira Inform Private Limited ("MIPL") has collated information/data in the Report, which have not been verified unless otherwise specifically mentioned in the Report. The Subscriber shall independently verify the accuracy and correctness of the information/data before in any way acting upon the same. MIPL shall not be liable for any harm, injury, loss or damage caused to the Subscriber due to default by the Subscriber's debtors/beneficiaries in fulfilling their obligations of any nature whatsoever. This Report or any of its portion shall not be used as a documentary evidence or otherwise before any investigative agencies or forum of law. This Report is confidential and proprietary to MIPL. The Subscriber and/or any other person(s) may not reproduce, publish or disclose any of the contents of the Report to others without the express authorization of MIPL. This Report is prepared and issued to the Subscriber without any risk, responsibility or liability on the part of MIPL or its officials.

(2) Current assets			
(a) Current investments	108.286	66.343	70.673
(b) Inventories	292.508	133.096	267.052
(c) Trade receivables	801.167	1458.033	1074.361
(d) Cash and bank balances	-65.868	(59.255)	56.250
(e) Short-term loans and advances	1.023	1.023	1.000
(f) Other current assets	104.327	50.491	41.476
<b>Total Current Assets</b>	<b>1241.443</b>	<b>1649.731</b>	<b>1510.812</b>
<b>TOTAL</b>	<b>1264.221</b>	<b>1670.282</b>	<b>1517.828</b>

**PROFIT & LOSS ACCOUNT**

	PARTICULARS	31.03.2017	31.03.2016	31.03.2015
	<b>SALES</b>			
	Total Revenue from operations	1410.888	1397.895	1944.128
	Other Income	100.811	52.342	58.907
	<b>TOTAL (A)</b>	<b>1511.699</b>	<b>1450.237</b>	<b>2003.035</b>
<b>Less</b>	<b>EXPENSES</b>			
	Purchases of Stock-in-Trade	1500.732	1143.258	1919.304
	Changes in inventories of finished goods, work-in-progress and Stock-in-Trade	(159.412)	133.955	17.445
	Employee benefit expense	5.270	4.273	4.044
	Other expenses	124.878	144.900	25.612
	<b>TOTAL (B)</b>	<b>1471.468</b>	<b>1426.386</b>	<b>1966.405</b>
	<b>PROFIT/ (LOSS) BEFORE INTEREST, TAX, DEPRECIATION AND AMORTISATION (C)</b>	40.231	23.851	36.630
<b>Less</b>	<b>FINANCIAL EXPENSES (D)</b>	2.572	0.183	1.139
	<b>PROFIT / (LOSS) BEFORE TAX, DEPRECIATION AND AMORTISATION (C-D) (E)</b>	37.659	23.668	35.491
<b>Less/ Add</b>	<b>DEPRECIATION/ AMORTISATION (F)</b>	1.521	1.330	1.693
	<b>PROFIT/ (LOSS) BEFORE TAX (E-F) (G)</b>	<b>36.138</b>	<b>22.338</b>	<b>33.798</b>
<b>Less</b>	<b>TAX (H)</b>	12.022	7.500	10.748
	<b>PROFIT/ (LOSS) AFTER TAX (G-H) (I)</b>	<b>24.116</b>	<b>14.838</b>	<b>23.050</b>
	<b>Earnings / (Loss) Per Share (INR)</b>	<b>12.06</b>	<b>7.42</b>	<b>11.53</b>

**DISCLAIMER** : This Report is **PRIVATE & CONFIDENTIAL** and it is prepared at the request of and for its use by the Subscriber only. The Subscriber shall use the contents of the Report merely as an aid to its business. Mira Inform Private Limited ("MIPL") has collated information/data in the Report, which have not been verified unless otherwise specifically mentioned in the Report. The Subscriber shall independently verify the accuracy and correctness of the information/data before in any way acting upon the same. MIPL shall not be liable for any harm, injury, loss or damage caused to the Subscriber due to default by the Subscriber's debtors/beneficiaries in fulfilling their obligations of any nature whatsoever. This Report or any of its portion shall not be used as a documentary evidence or otherwise before any investigative agencies or forum of law. This Report is confidential and proprietary to MIPL. The Subscriber and/or any other person(s) may not reproduce, publish or disclose any of the contents of the Report to others without the express authorization of MIPL. This Report is prepared and issued to the Subscriber without any risk, responsibility or liability on the part of MIPL or its officials.

**CURRENT MATURITIES OF LONG TERM DEBT DETAILS**

Particulars	31.03.2017	31.03.2016	31.03.2015
Current Maturities of Long term debt	NA	0.000	0.000
Net cash flows from (used in) operations	NA	22.338	33.798
Net cash flows from (used in) operating activities	NA	22.338	33.798

**KEY RATIOS**

**EFFICIENCY RATIOS**

PARTICULARS	31.03.2017	31.03.2016	31.03.2015
Average Collection Days (Sundry Debtors / Income * 365 Days)	207.26	380.70	201.71
Account Receivables Turnover (Income / Sundry Debtors)	1.76	0.96	1.81
Average Payment Days (Sundry Creditors / Purchases * 365 Days)	260.05	479.56	261.41
Inventory Turnover (Operating Income / Inventories)	0.14	0.18	0.14
Asset Turnover (Operating Income / Net Fixed Assets)	7.28	3.63	6.05

**LEVERAGE RATIOS**

PARTICULARS	31.03.2017	31.03.2016	31.03.2015
Debt Ratio ((Borrowing + Current Liabilities) / Total Assets)	0.89	0.93	0.94
Debt Equity Ratio (Total Liability / Networth)	0.12	0.17	0.19
Current Liabilities to Networth (Current Liabilities / Net Worth)	8.40	14.19	14.98
Fixed Assets to Networth (Net Fixed Assets / Networth)	0.04	0.06	0.06

**DISCLAIMER** : This Report is **PRIVATE & CONFIDENTIAL** and it is prepared at the request of and for its use by the Subscriber only. The Subscriber shall use the contents of the Report merely as an aid to its business. Mira Inform Private Limited ("MIPL") has collated information/data in the Report, which have not been verified unless otherwise specifically mentioned in the Report. The Subscriber shall independently verify the accuracy and correctness of the information/data before in any way acting upon the same. MIPL shall not be liable for any harm, injury, loss or damage caused to the Subscriber due to default by the Subscriber's debtors/beneficiaries in fulfilling their obligations of any nature whatsoever. This Report or any of its portion shall not be used as a documentary evidence or otherwise before any investigative agencies or forum of law. This Report is confidential and proprietary to MIPL. The Subscriber and/or any other person(s) may not reproduce, publish or disclose any of the contents of the Report to others without the express authorization of MIPL. This Report is prepared and issued to the Subscriber without any risk, responsibility or liability on the part of MIPL or its officials.

Interest Coverage Ratio (PBIT / Financial Charges)	15.64	130.33	32.16
---	-------	--------	-------

#### PROFITABILITY RATIOS

PARTICULARS		31.03.2017	31.03.2016	31.03.2015
Net Profit Margin (PAT / Sales) * 100	%	1.71	1.06	1.19
Return on Total Assets (PAT / Total Assets) * 100	%	1.91	0.89	1.52
Return on Investment (ROI) (PAT / Networth) * 100	%	18.15	13.64	24.54

#### SOLVENCY RATIOS

PARTICULARS		31.03.2017	31.03.2016	31.03.2015
Current Ratio (Current Assets / Current Liabilities)		1.11	1.07	1.07
Quick Ratio (Current Assets – Inventories) / Current Liabilities)		0.85	0.98	0.88
G-Score Ratio Financial (Networth / Total Assets)		0.11	0.07	0.06
G-Score Ratio Debt (Debts / Equity Capital)		0.78	0.91	0.87
G-Score Ratio Liquidity (Total Current Assets / Total Current Liabilities)		1.11	1.07	1.07

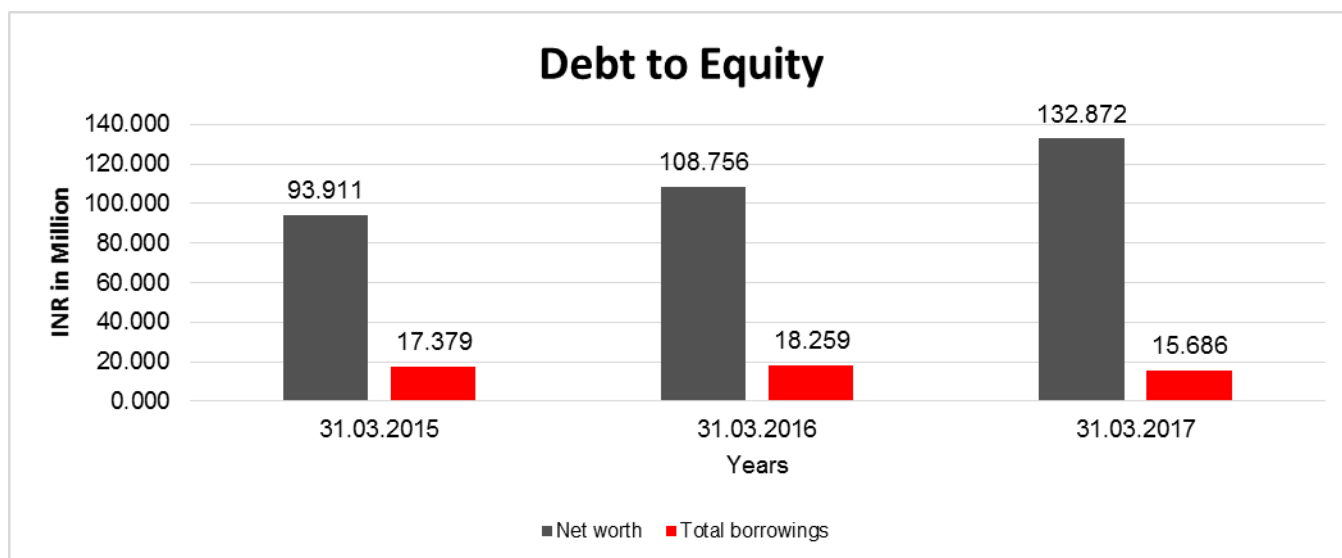
Total Liability = Short-term Debt + Long-term Debt + Current Maturities of Long-term debts

**DISCLAIMER** : This Report is **PRIVATE & CONFIDENTIAL** and it is prepared at the request of and for its use by the Subscriber only. The Subscriber shall use the contents of the Report merely as an aid to its business. Mira Inform Private Limited ("MIPL") has collated information/data in the Report, which have not been verified unless otherwise specifically mentioned in the Report. The Subscriber shall independently verify the accuracy and correctness of the information/data before in any way acting upon the same. MIPL shall not be liable for any harm, injury, loss or damage caused to the Subscriber due to default by the Subscriber's debtors/beneficiaries in fulfilling their obligations of any nature whatsoever. This Report or any of its portion shall not be used as a documentary evidence or otherwise before any investigative agencies or forum of law. This Report is confidential and proprietary to MIPL. The Subscriber and/or any other person(s) may not reproduce, publish or disclose any of the contents of the Report to others without the express authorization of MIPL. This Report is prepared and issued to the Subscriber without any risk, responsibility or liability on the part of MIPL or its officials.

**FINANCIAL ANALYSIS**  
*[all figures are in INR Million]*

**DEBT EQUITY RATIO**

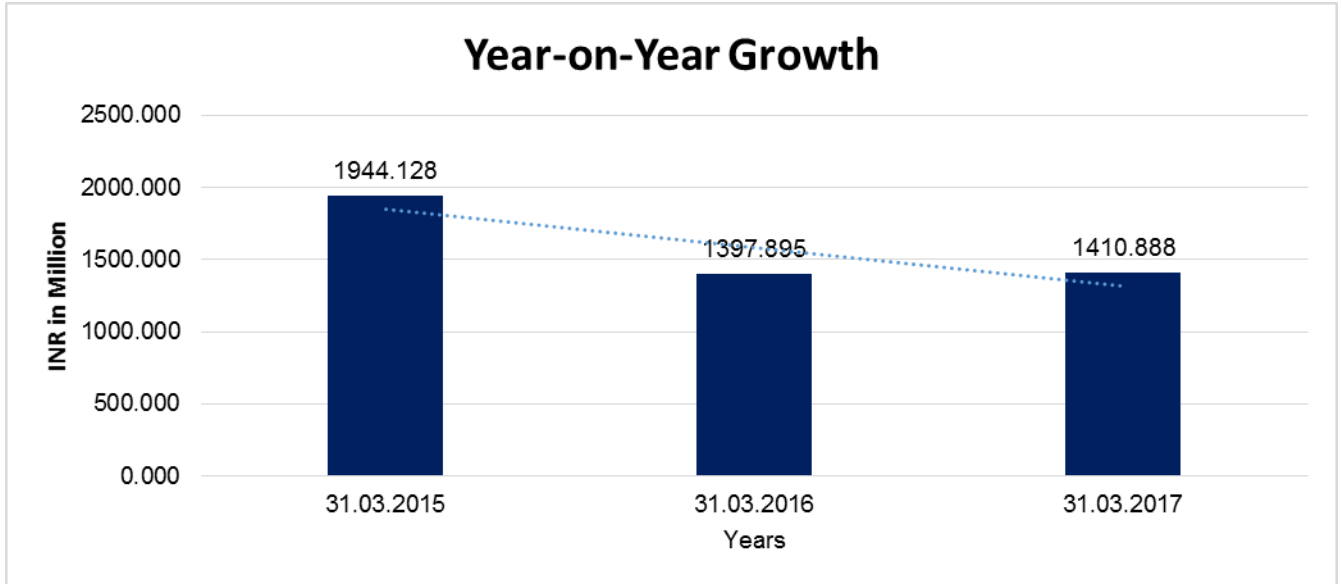
Particular	31.03.2015	31.03.2016	31.03.2017
	INR In Million	INR In Million	INR In Million
Share Capital	20.000	20.000	20.000
Reserves & Surplus	73.911	88.756	112.872
Money received against share warrants	0.000	0.000	0.000
Share Application money pending allotment	0.000	0.000	0.000
<b>Net worth</b>	<b>93.911</b>	<b>108.756</b>	<b>132.872</b>
long-term borrowings	17.379	18.259	15.686
Short term borrowings	0.000	0.000	0.000
Current Maturities of Long term debt	0.000	0.000	0.000
<b>Total borrowings</b>	<b>17.379</b>	<b>18.259</b>	<b>15.686</b>
<b>Debt/Equity ratio</b>	<b>0.185</b>	<b>0.168</b>	<b>0.118</b>



**YEAR-ON-YEAR GROWTH**

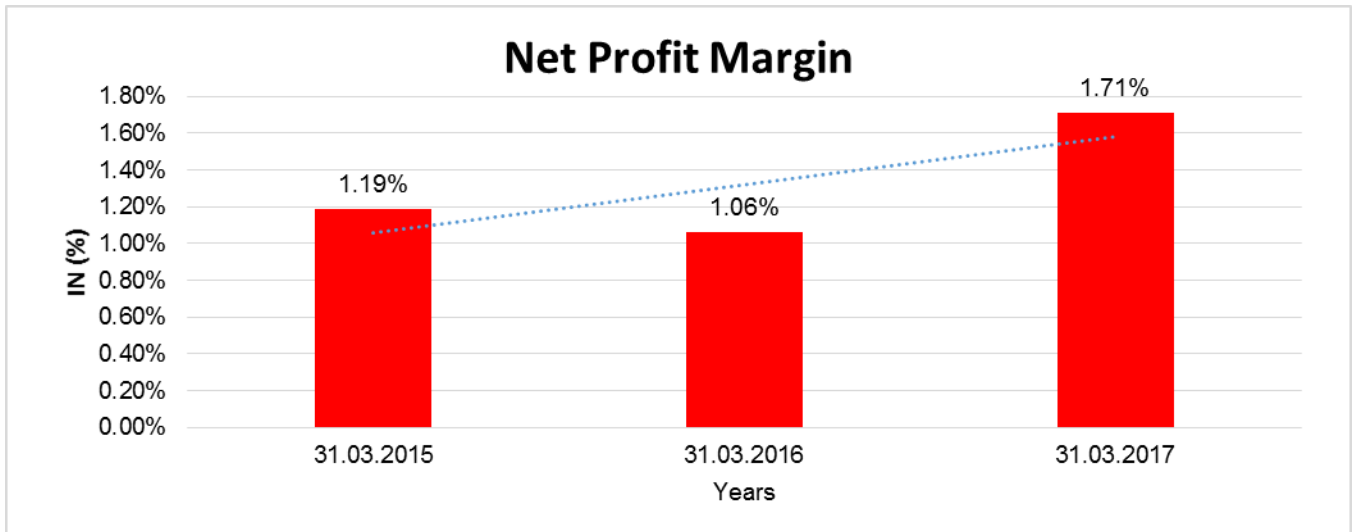
Year on Year Growth	31.03.2015	31.03.2016	31.03.2017
	INR In Million	INR In Million	INR In Million
Sales	1944.128	1397.895	1410.888
		<b>-28.097</b>	<b>0.929</b>

**DISCLAIMER** : This Report is **PRIVATE & CONFIDENTIAL** and it is prepared at the request of and for its use by the Subscriber only. The Subscriber shall use the contents of the Report merely as an aid to its business. Mira Inform Private Limited ("MIPL") has collated information/data in the Report, which have not been verified unless otherwise specifically mentioned in the Report. The Subscriber shall independently verify the accuracy and correctness of the information/data before in any way acting upon the same. MIPL shall not be liable for any harm, injury, loss or damage caused to the Subscriber due to default by the Subscriber's debtors/beneficiaries in fulfilling their obligations of any nature whatsoever. This Report or any of its portion shall not be used as a documentary evidence or otherwise before any investigative agencies or forum of law. This Report is confidential and proprietary to MIPL. The Subscriber and/or any other person(s) may not reproduce, publish or disclose any of the contents of the Report to others without the express authorization of MIPL. This Report is prepared and issued to the Subscriber without any risk, responsibility or liability on the part of MIPL or its officials.



**NET PROFIT MARGIN**

Net Profit Margin	31.03.2015	31.03.2016	31.03.2017
	INR In Million	INR In Million	INR In Million
Sales	1944.128	1397.895	1410.888
Profit	23.050	14.838	24.116
	<b>1.19%</b>	<b>1.06%</b>	<b>1.71%</b>



**DISCLAIMER** : This Report is **PRIVATE & CONFIDENTIAL** and it is prepared at the request of and for its use by the Subscriber only. The Subscriber shall use the contents of the Report merely as an aid to its business. Mira Inform Private Limited ("MIPL") has collated information/data in the Report, which have not been verified unless otherwise specifically mentioned in the Report. The Subscriber shall independently verify the accuracy and correctness of the information/data before in any way acting upon the same. MIPL shall not be liable for any harm, injury, loss or damage caused to the Subscriber due to default by the Subscriber's debtors/beneficiaries in fulfilling their obligations of any nature whatsoever. This Report or any of its portion shall not be used as a documentary evidence or otherwise before any investigative agencies or forum of law. This Report is confidential and proprietary to MIPL. The Subscriber and/or any other person(s) may not reproduce, publish or disclose any of the contents of the Report to others without the express authorization of MIPL. This Report is prepared and issued to the Subscriber without any risk, responsibility or liability on the part of MIPL or its officials.

**LOCAL AGENCY FURTHER INFORMATION**

Sr. No.	Check list by info agents	Available in Report (Yes/No)
1	Year of establishment	Yes
2	Constitution of the entity -Incorporation details	Yes
3	Locality of the entity	Yes
4	Premises details	No
5	Buyer visit details	--
6	Contact numbers	Yes
7	Name of the person contacted	Yes
8	Designation of contact person	Yes
9	Promoter's background	Yes
10	Date of Birth of Proprietor / Partners / Directors	Yes
11	Pan Card No. of Proprietor / Partners	Yes
12	Voter Id Card No. of Proprietor / Partners	No
13	Type of business	Yes
14	Line of Business	Yes
15	Export/import details (if applicable)	Yes
16	No. of employees	Yes
17	Details of sister concerns	No
18	Major suppliers	No
19	Major customers	No
20	Banking Details	Yes
21	Banking facility details	Yes
22	Conduct of the banking account	--
23	Financials, if provided	Yes
24	Capital in the business	Yes
25	Last accounts filed at ROC, if applicable	Yes
26	Turnover of firm for last three years	Yes
27	Reasons for variation <> 20%	--
28	Estimation for coming financial year	No
29	Profitability for last three years	Yes
30	Major shareholders, if available	Yes
31	External Agency Rating, if available	No
32	Litigations that the firm/promoter involved in	--
33	Market information	--
34	Payments terms	Yes
35	Negative Reporting by Auditors in the Annual Report	No

**INDEX OF CHARGES**

S N O	SRN	CHA RGE ID	CHA RGE HOL DER NAM E	DATE OF CREA TION	DATE OF MODIFIC ATION	DATE OF SATISFA CTION	AMOU NT	ADDRESS
1	C543 69038	1057 0908	ICICI BAN K LIMI TED	02/03/ 2015	-	-	139950 00.0	LANDMARKRACE COURSE CIRCLEALKAPURIBAR ODAGJ390015IN
2	B0270 2652	1025 8389	BAN K OF INDI A	08/12/ 2010	-	-	798000 .0	KODUNGAIYUR BRANCHCHENNAITN60 0118IN
3	B9228 4868	1019 0340		16/11/ 2009	16/12/20 13	-	100000 000.0	37, MSE P.M. TOWERS,GREAMS ROADCHENNAITN6000 06IN

**FIXED ASSETS:**

- Computer
- Computer Software
- Furniture and Fixtures
- Laptop
- Mahindra Vehicle
- Vehicles
- Water Dispenser

**CMT REPORT (Corruption, Money Laundering & Terrorism]**

The Public Notice information has been collected from various sources including but not limited to: **The Courts, India Prisons Service, Interpol, etc.**

**1] INFORMATION ON DESIGNATED PARTY**

No exist designating subject or any of its beneficial owners, controlling shareholders or senior officers as terrorist or terrorist organization or whom notice had been received that all financial transactions involving their assets have been blocked or convicted, found guilty or against whom a judgement or order had been entered in a proceedings for violating money-laundering, anti-corruption or bribery or international economic or anti-terrorism sanction laws or whose assets were seized, blocked, frozen or ordered forfeited for violation of money laundering or international anti-terrorism laws.

**2] Court Declaration :**

No records exist to suggest that subject is or was the subject of any formal or informal allegations, prosecutions or other official proceeding for making any prohibited payments or other improper payments to government officials for engaging in prohibited transactions or with designated parties.

**3] Asset Declaration :**

No records exist to suggest that the property or assets of the subject are derived from criminal conduct or a prohibited transaction.

**4] Record on Financial Crime :**

Charges or conviction registered against subject: **None**

**5] Records on Violation of Anti-Corruption Laws :**

Charges or investigation registered against subject: **None**

**6] Records on Int'l Anti-Money Laundering Laws/Standards :**

Charges or investigation registered against subject: **None**

**7] Criminal Records**

No available information exist that suggest that subject or any of its principals have been formally charged or convicted by a competent governmental authority for any financial crime or under any formal investigation by a competent government authority for any violation of anti-corruption laws or international anti-money laundering laws or standard.

**8] Affiliation with Government :**

No record exists to suggest that any director or indirect owners, controlling shareholders, director, officer or employee of the company is a government official or a family member or close business associate of a Government official.

**9] Compensation Package :**

Our market survey revealed that the amount of compensation sought by the subject is fair and reasonable and comparable to compensation paid to others for similar services.

**10] Press Report :**

No press reports / filings exists on the subject.

**CORPORATE GOVERNANCE**

MIRA INFORM as part of its Due Diligence do provide comments on Corporate Governance to identify management and governance. These factors often have been predictive and in some cases have created vulnerabilities to credit deterioration.

Our Governance Assessment focuses principally on the interactions between a company's management, its Board of Directors, Shareholders and other financial stakeholders.

**CONTRAVENTION**

Subject is not known to have contravened any existing local laws, regulations or policies that prohibit, restrict or otherwise affect the terms and conditions that could be included in the agreement with the subject.

**FOREIGN EXCHANGE RATES**

Currency	Unit	Indian Rupees
US Dollar	1	INR 74.13
UK Pound	1	INR 97.63
Euro	1	INR 85.26

**INFORMATION DETAILS**

<b>Information Gathered by :</b>	TEJ
<b>Analysis Done by :</b>	DIV
<b>Report Prepared by :</b>	ARC

**DISCLAIMER** : This Report is **PRIVATE & CONFIDENTIAL** and it is prepared at the request of and for its use by the Subscriber only. The Subscriber shall use the contents of the Report merely as an aid to its business. Mira Inform Private Limited ("MIPL") has collated information/data in the Report, which have not been verified unless otherwise specifically mentioned in the Report. The Subscriber shall independently verify the accuracy and correctness of the information/data before in any way acting upon the same. MIPL shall not be liable for any harm, injury, loss or damage caused to the Subscriber due to default by the Subscriber's debtors/beneficiaries in fulfilling their obligations of any nature whatsoever. This Report or any of its portion shall not be used as a documentary evidence or otherwise before any investigative agencies or forum of law. This Report is confidential and proprietary to MIPL. The Subscriber and/or any other person(s) may not reproduce, publish or disclose any of the contents of the Report to others without the express authorization of MIPL. This Report is prepared and issued to the Subscriber without any risk, responsibility or liability on the part of MIPL or its officials.

**SCORE FACTORS**

DEMERIT POINTS		
--BANK CHARGES	YES/NO	YES
--LITIGATION	YES/NO	NO
--OTHER ADVERSE INFORMATION	YES/NO	NO
MERIT POINTS		
--SOLE DISTRIBUTORSHIP	YES/NO	NO
--EXPORT ACTIVITIES	YES/NO	NO
--AFFILIATION	YES/NO	NO
--LISTED	YES/NO	NO
--OTHER MERIT FACTORS	YES/NO	YES

**RATING EXPLANATIONS**

Credit Rating	Explanation	Rating Comments
A+	Low Risk	Business dealings permissible with low risk of default
A	Acceptable Risk	Business dealings permissible with moderate risk of default
B	Medium Risk	Business dealings permissible on a regular monitoring basis
C	Medium High Risk	Business dealings permissible preferably on secured basis
D	High Risk	Business dealing not recommended or on secured terms only
NB	New Business	No recommendation can be done due to business in infancy stage

NB is stated where there is insufficient information to facilitate rating. However, it is not be considered as unfavorable.

This score serves as a reference to assess SC's credit risk and to set the amount of credit to be extended. It is calculated from a composite of weighted scores obtained from each of the major sections of this report. The assessed factors are as follows:

- Financial condition covering various ratios
- Company background and operations size
- Promoters / Management background
- Payment record
- Litigation against the subject
- Industry scenario / competitor analysis
- Supplier / Customer / Banker review (wherever available)

**DISCLAIMER** : This Report is **PRIVATE & CONFIDENTIAL** and it is prepared at the request of and for its use by the Subscriber only. The Subscriber shall use the contents of the Report merely as an aid to its business. Mira Inform Private Limited ("MIPL") has collated information/data in the Report, which have not been verified unless otherwise specifically mentioned in the Report. The Subscriber shall independently verify the accuracy and correctness of the information/data before in any way acting upon the same. MIPL shall not be liable for any harm, injury, loss or damage caused to the Subscriber due to default by the Subscriber's debtors/beneficiaries in fulfilling their obligations of any nature whatsoever. This Report or any of its portion shall not be used as a documentary evidence or otherwise before any investigative agencies or forum of law. This Report is confidential and proprietary to MIPL. The Subscriber and/or any other person(s) may not reproduce, publish or disclose any of the contents of the Report to others without the express authorization of MIPL. This Report is prepared and issued to the Subscriber without any risk, responsibility or liability on the part of MIPL or its officials.