

MIRA INFORM REPORT

Report No. :	533938
Report Date :	11.10.2018

IDENTIFICATION DETAILS

Name :	ARGUS FLUIDHANDLING LIMITED
Formerly Known As :	BLAKEDEW 739 LIMITED
Registered Office :	43 Wilcock Road Haydock ST. HELENS WA11 9TG
Country :	United Kingdom
Financials (as on) :	31.12.2016
Date of Incorporation :	19.08.2008
Com. Reg. No.:	06676549
Legal Form :	Private Limited With Share Capital
Line of Business :	Other Manufacturing N.E.C. Manufacture and sale of hydraulic hose and tube assemblies, including first and second tier supply.
No. of Employees :	179

RATING & COMMENTS

(Mira Inform has adopted New Rating mechanism w.e.f. 23rd January 2017)

MIRA's Rating :	B
-----------------	---

Credit Rating	Explanation	Rating Comments
B	Medium Risk	Business dealings permissible on a regular monitoring basis

Status :	Moderate
Payment Behaviour :	Slow but Correct
Litigation :	Clear

NOTES :

DISCLAIMER : This Report is **PRIVATE & CONFIDENTIAL** and it is prepared at the request of and for its use by the Subscriber only. The Subscriber shall use the contents of the Report merely as an aid to its business. Mira Inform Private Limited ("MIPL") has collated information/data in the Report, which have not been verified unless otherwise specifically mentioned in the Report. The Subscriber shall independently verify the accuracy and correctness of the information/data before in any way acting upon the same. MIPL shall not be liable for any harm, injury, loss or damage caused to the Subscriber due to default by the Subscriber's debtors/beneficiaries in fulfilling their obligations of any nature whatsoever. This Report or any of its portion shall not be used as a documentary evidence or otherwise before any investigative agencies or forum of law. This Report is confidential and proprietary to MIPL. The Subscriber and/or any other person(s) may not reproduce, publish or disclose any of the contents of the Report to others without the express authorization of MIPL. This Report is prepared and issued to the Subscriber without any risk, responsibility or liability on the part of MIPL or its officials.

Any query related to this report can be made on e-mail : infodept@mirainform.com while quoting report number, name and date.

ECGC Country Risk Classification List

Country Name	Previous Rating (30.06.2018)	Current Rating (30.09.2018)
United Kingdom	A1	A1

Risk Category	ECGC Classification
Insignificant	A1
Low Risk	A2
Moderately Low Risk	B1
Moderate Risk	B2
Moderately High Risk	C1
High Risk	C2
Very High Risk	D

DISCLAIMER : This Report is **PRIVATE & CONFIDENTIAL** and it is prepared at the request of and for its use by the Subscriber only. The Subscriber shall use the contents of the Report merely as an aid to its business. Mira Inform Private Limited ("MIPL") has collated information/data in the Report, which have not been verified unless otherwise specifically mentioned in the Report. The Subscriber shall independently verify the accuracy and correctness of the information/data before in any way acting upon the same. MIPL shall not be liable for any harm, injury, loss or damage caused to the Subscriber due to default by the Subscriber's debtors/beneficiaries in fulfilling their obligations of any nature whatsoever. This Report or any of its portion shall not be used as a documentary evidence or otherwise before any investigative agencies or forum of law. This Report is confidential and proprietary to MIPL. The Subscriber and/or any other person(s) may not reproduce, publish or disclose any of the contents of the Report to others without the express authorization of MIPL. This Report is prepared and issued to the Subscriber without any risk, responsibility or liability on the part of MIPL or its officials.

UNITED KINGDOM - ECONOMIC OVERVIEW

The UK, a leading trading power and financial center, is the third largest economy in Europe after Germany and France. Agriculture is intensive, highly mechanized, and efficient by European standards, producing about 60% of food needs with less than 2% of the labor force. The UK has large coal, natural gas, and oil resources, but its oil and natural gas reserves are declining; the UK has been a net importer of energy since 2005. Services, particularly banking, insurance, and business services, are key drivers of British GDP growth. Manufacturing, meanwhile, has declined in importance but still accounts for about 10% of economic output.

In 2008, the global financial crisis hit the economy particularly hard, due to the importance of its financial sector. Falling home prices, high consumer debt, and the global economic slowdown compounded the UK's economic problems, pushing the economy into recession in the latter half of 2008 and prompting the then BROWN (Labour) government to implement a number of measures to stimulate the economy and stabilize the financial markets. Facing burgeoning public deficits and debt levels, in 2010 the then CAMERON-led coalition government (between Conservatives and Liberal Democrats) initiated an austerity program, which has continued under the Conservative government. However, the deficit still remains one of the highest in the G7, standing at 3.6% of GDP as of 2017, and the UK has pledged to lower its corporation tax from 20% to 17% by 2020. The UK had a debt burden of 90.4% GDP at the end of 2017.

The UK economy has begun to slow since the referendum vote to leave the EU in June 2016. A sustained depreciation of the British pound has increased consumer and producer prices, weighing on consumer spending without spurring a meaningful increase in exports. The UK has an extensive trade relationship with other EU members through its single market membership, and economic observers have warned the exit will jeopardize its position as the central location for European financial services. Prime Minister MAY is seeking a new "deep and special" trade relationship with the EU following the UK's exit. However, economists doubt that the UK will be able to preserve the benefits of EU membership without the obligations. The UK is expected to officially leave the EU by the end of March 2019.

Source : CIA

COMPANY NAME

ARGUS FLUIDHANDLING LIMITED

COMPANY NO

06676549

COMPANY SUMMARY

Registered Address	43 WILCOCK ROAD HAYDOCK ST. HELENS WA11 9TG
Trading Address	43 Wilcock Road Haydock St. Helens Merseyside WA11 9TG
Website Address	http://www.hiflex-europe.com
Telephone Number	-
Fax Number	-
TPS	-
FPS	Yes
Incorporation Date	19/08/2008
Previous Name	BLAKEDEW 739 LIMITED
Type	Private limited with Share Capital
FTSE Index	-
Date of Change	20/08/2008
Filing Date of Accounts	28/12/2017
Currency	GBP
Share Capital	£2
SIC07	32990
Charity Number	-
SIC07 Description	OTHER MANUFACTURING N.E.C.
Principal Activity	Manufacture and sale of hydraulic hose and tube assemblies, including first and second tier supply.

ADDITIONAL INFORMATION

CCJ's	0 (£0)
No CCJ Information To Display	
Ultimate Holding Company	ALFA GOMMA S.P.A.
Accountant	-
Mortgages	13
Group	5 companies
Linkages	14 companies
Countries	In 4 countries

KEY FINANCIALS

Year to Date	Turnover	Pre Tax Profit	Shareholder's Funds	Employees
31/12/2016	£13,125,000	-£906,000	£896,000	179
31/12/2015	£13,700,000	£91,000	£1,802,000	190
31/12/2014	£17,136,000	£324,000	£1,711,000	221

MORTGAGE SUMMARY

Total Mortgage	13
Outstanding	0
Satisfied	13

TRADE DEBTORS / BAD DEBT SUMMARY

Total Number of Documented Trade	0
Total Value of Documented Trade	£0

COMMENTARY

No comments to display

CCJ

Total Number of Exact CCJs -	0	Total Value of Exact CCJs -	
Total Number of	0	Total Value of Possible	

DISCLAIMER : This Report is **PRIVATE & CONFIDENTIAL** and it is prepared at the request of and for its use by the Subscriber only. The Subscriber shall use the contents of the Report merely as an aid to its business. Mira Inform Private Limited ("MIPL") has collated information/data in the Report, which have not been verified unless otherwise specifically mentioned in the Report. The Subscriber shall independently verify the accuracy and correctness of the information/data before in any way acting upon the same. MIPL shall not be liable for any harm, injury, loss or damage caused to the Subscriber due to default by the Subscriber's debtors/beneficiaries in fulfilling their obligations of any nature whatsoever. This Report or any of its portion shall not be used as a documentary evidence or otherwise before any investigative agencies or forum of law. This Report is confidential and proprietary to MIPL. The Subscriber and/or any other person(s) may not reproduce, publish or disclose any of the contents of the Report to others without the express authorization of MIPL. This Report is prepared and issued to the Subscriber without any risk, responsibility or liability on the part of MIPL or its officials.

Possible CCJs -		CCJs -	
Total Number of Satisfied CCJs -	0	Total Value of Satisfied CCJs -	
Total Number of Writs -	-		

Total Current Directors	2	Total Current Secretaries	0
Total Previous Directors / Company Secretaries	7	Total Person's With Significant Control	1

CURRENT DIRECTORS

Title	Mr	Function	Director
Name	Ian Whitley	Nationality	British
Date of Birth	05/1969	Present Appointments	2
Latest Address	43 Wilcock Road, Haydock, St. Helens, Merseyside	Appointment Date	08/01/2016
Post Code	WA11 9TG		
Title	Mr	Function	Director
Name	Enrico Gennasio	Nationality	Italian
Date of Birth	08/1958	Present Appointments	1
Latest Address	Via Torri Bianche 1 20871, Vimercate	Appointment Date	08/01/2016
Post Code			

CURRENT COMPANY SECRETARY

Top Shareholders
















Name	Currency	Share Count	Share Type	Nominal Value	% of Total Share Count
HIFLEX EUROPE LTD	GBP	2	ORDINARY	1	100

FINANCIAL



Profit & Loss

	Date Of Accounts	31/12/16	(%)	31/12/15	(%)	31/12/14	(%)	31/12/13	(%)	31/12/12
	Weeks	52	(%)	52	(%)	52	(%)	52	(%)	52
	Currency	GBP	(%)	GBP	(%)	GBP	(%)	GBP	(%)	GBP
	Consolidat	N	(%)	N	(%)	N	(%)	N	(%)	N

DISCLAIMER : This Report is **PRIVATE & CONFIDENTIAL** and it is prepared at the request of and for its use by the Subscriber only. The Subscriber shall use the contents of the Report merely as an aid to its business. Mira Inform Private Limited ("MIPL") has collated information/data in the Report, which have not been verified unless otherwise specifically mentioned in the Report. The Subscriber shall independently verify the accuracy and correctness of the information/data before in any way acting upon the same. MIPL shall not be liable for any harm, injury, loss or damage caused to the Subscriber due to default by the Subscriber's debtors/beneficiaries in fulfilling their obligations of any nature whatsoever. This Report or any of its portion shall not be used as a documentary evidence or otherwise before any investigative agencies or forum of law. This Report is confidential and proprietary to MIPL. The Subscriber and/or any other person(s) may not reproduce, publish or disclose any of the contents of the Report to others without the express authorization of MIPL. This Report is prepared and issued to the Subscriber without any risk, responsibility or liability on the part of MIPL or its officials.

	ed A/cs									
	Turnover	£13,125,000	-4.2%	£13,700,000	-20.1%	£17,136,000	-7.3%	£18,480,000	4.3%	£17,717,000
	Export	£2,886,000	0.8%	£2,863,000	-28.9%	£4,027,000	-3.1%	£4,157,000	16.3%	£3,574,000
	Cost of Sales	-	-	-	-	-	-	-	-	-
	Gross Profit	-	-	-	-	-	-	-	-	-
	Wages & Salaries	£4,594,000	3.7%	£4,430,000	-17.1%	£5,343,000	-0.2%	£5,353,000	-4.4%	£5,601,000
	Directors Emoluments	£166,000	-	-	-	-	-100%	£101,000	-59.3%	£248,000
	Operating Profit	-£827,000	-589.3%	£169,000	-58%	£402,000	-39.9%	£669,000	7.9%	£620,000
	Depreciation	£258,000	5.3%	£245,000	32.4%	£185,000	9.5%	£169,000	-35%	£260,000
	Audit Fees	£23,000	27.8%	£18,000	-	£18,000	5.9%	£17,000	-	£17,000
	Interest Payments	£100,000	4.2%	£96,000	3.2%	£93,000	-24.4%	£123,000	-3.1%	£127,000
	Pre Tax Profit	-£906,000	-999.9%	£91,000	-71.9%	£324,000	-42.9%	£567,000	8.8%	£521,000
	Taxation	-	-	-	-	-	-	-	-	-
	Profit After Tax	-£906,000	-999.9%	£91,000	-71.9%	£324,000	-42.9%	£567,000	8.8%	£521,000
	Dividends Payable	-	-	-	-	-	-	-	-	-
	Retained Profit	-£906,000	-999.9%	£91,000	-71.9%	£324,000	-42.9%	£567,000	8.8%	£521,000
















Balance Sheet

	Date Of Accounts	31/12/16	(%)	31/12/15	(%)	31/12/14	(%)	31/12/13	(%)	31/12/12
	Tangible Assets	£2,463,000	31.9%	£1,868,000	2.2%	£1,828,000	16.5%	£1,569,000	52.3%	£1,030,000
	Intangible Assets	£52,000	-18.8%	£64,000	36.2%	£47,000	-	0	-	0


DISCLAIMER : This Report is **PRIVATE & CONFIDENTIAL** and it is prepared at the request of and for its use by the Subscriber only. The Subscriber shall use the contents of the Report merely as an aid to its business. Mira Inform Private Limited ("MIPL") has collated information/data in the Report, which have not been verified unless otherwise specifically mentioned in the Report. The Subscriber shall independently verify the accuracy and correctness of the information/data before in any way acting upon the same. MIPL shall not be liable for any harm, injury, loss or damage caused to the Subscriber due to default by the Subscriber's debtors/beneficiaries in fulfilling their obligations of any nature whatsoever. This Report or any of its portion shall not be used as a documentary evidence or otherwise before any investigative agencies or forum of law. This Report is confidential and proprietary to MIPL. The Subscriber and/or any other person(s) may not reproduce, publish or disclose any of the contents of the Report to others without the express authorization of MIPL. This Report is prepared and issued to the Subscriber without any risk, responsibility or liability on the part of MIPL or its officials.

ARGUS FLUIDHANDLING LIMITED - 533938

PAGE NO. : 8

	Total Fixed Assets	£2,515,000	30.2%	£1,932,000	3%	£1,875,000	19.5%	£1,569,000	52.3%	£1,030,000
	Stock	£1,824,000	28.3%	£1,422,000	-3.7%	£1,476,000	-12.2%	£1,682,000	-3%	£1,734,000
	Trade Debtors	£2,705,000	-16.7%	£3,248,000	-2%	£3,313,000	-19.2%	£4,102,000	33.4%	£3,076,000
	Cash	£111,000	825%	£12,000	-63.6%	£33,000	-85%	£220,000	34.1%	£164,000
	Other Debtors	£3,429,000	2.8%	£3,336,000	30.8%	£2,550,000	7.7%	£2,367,000	4%	£2,276,000
	Miscellaneous Current Assets	0	-	0	-	0	-	0	-	0
	Total Current Assets	£8,069,000	0.6%	£8,018,000	8.8%	£7,372,000	-11.9%	£8,371,000	15.5%	£7,250,000
	Trade Creditors	£1,352,000	-26.2%	£1,833,000	-1.5%	£1,860,000	-22.6%	£2,404,000	2.4%	£2,347,000
	Bank Loans & Overdrafts	£3,097,000	-	0	-	0	-	0	-	0
	Other Short Term Finance	£3,266,000	-5%	£3,437,000	5.1%	£3,270,000	-7.3%	£3,526,000	30.4%	£2,704,000
	Miscellaneous Current Liabilities	£452,000	-63%	£1,222,000	83.5%	£666,000	-11.8%	£755,000	13.2%	£667,000
	Total Current Liabilities	£8,167,000	25.8%	£6,492,000	12%	£5,796,000	-13.3%	£6,685,000	16.9%	£5,718,000
	Bank Loans & Overdrafts and LTL	£4,618,000	178.9%	£1,656,000	-4.8%	£1,740,000	559.1%	£264,000	91.3%	£138,000
	Other Long Term Finance	£20,000	-85.1%	£134,000	-30.6%	£193,000	49.6%	£129,000	67.5%	£77,000
	Total Long Term Liabilities	£1,521,000	-8.2%	£1,656,000	-4.8%	£1,740,000	559.1%	£264,000	91.3%	£138,000





Capital & Reserves

	Date Of Accounts	31/12/16	(%)	31/12/15	(%)	31/12/14	(%)	31/12/13	(%)	31/12/12
	Called Up Share Capital	-	-	-	-	-	-	-	-	-






DISCLAIMER : This Report is **PRIVATE & CONFIDENTIAL** and it is prepared at the request of and for its use by the Subscriber only. The Subscriber shall use the contents of the Report merely as an aid to its business. Mira Inform Private Limited ("MIPL") has collated information/data in the Report, which have not been verified unless otherwise specifically mentioned in the Report. The Subscriber shall independently verify the accuracy and correctness of the information/data before in any way acting upon the same. MIPL shall not be liable for any harm, injury, loss or damage caused to the Subscriber due to default by the Subscriber's debtors/beneficiaries in fulfilling their obligations of any nature whatsoever. This Report or any of its portion shall not be used as a documentary evidence or otherwise before any investigative agencies or forum of law. This Report is confidential and proprietary to MIPL. The Subscriber and/or any other person(s) may not reproduce, publish or disclose any of the contents of the Report to others without the express authorization of MIPL. This Report is prepared and issued to the Subscriber without any risk, responsibility or liability on the part of MIPL or its officials.

ARGUS FLUIDHANDLING LIMITED - 533938





PAGE NO. : 9

	P & L Account Reserve	£896,000	- 50.3 %	£1,802,000	5.3 %	£1,711,000	- 42.8 %	£2,991,000	23.4 %	£2,424,000
	Revaluation Reserve	-	-	-	-	-	-	-	-	-
	Sundry Reserves	-	-	-	-	-	-	-	-	-
	Shareholder Funds	£896,000	- 50.3 %	£1,802,000	5.3 %	£1,711,000	- 42.8 %	£2,991,000	23.4 %	£2,424,000


Other Financial Items

	Date Of Accounts	31/12/16	(%)	31/12/15	(%)	31/12/14	(%)	31/12/13	(%)	31/12/12
	Net Worth	£844,000	- 51.4%	£1,738,000	4.4 %	£1,664,000	- 44.4 %	£2,991,000	23.4 %	£2,424,000
	Working Capital	-£98,000	- 106.4 %	£1,526,000	- 3.2 %	£1,576,000	- 6.5%	£1,686,000	10.1 %	£1,532,000
	Total Assets	£10,584,000	6.4%	£9,950,000	7.6 %	£9,247,000	-7%	£9,940,000	20%	£8,280,000
	Total Liabilities	£9,688,000	18.9%	£8,148,000	8.1 %	£7,536,000	8.4%	£6,949,000	18.7 %	£5,856,000
	Net Assets	£896,000	- 50.3%	£1,802,000	5.3 %	£1,711,000	- 42.8 %	£2,991,000	23.4 %	£2,424,000


Cash Flow

	Date Of Accounts	31/12/16	(%)	31/12/15	(%)	31/12/14	(%)	31/12/13	(%)	31/12/12
	Net Cashflow from Operations	-	-	-	-	-	-	-	-	-
	Net Cashflow before Financing	-	-	-	-	-	-	-	-	-
	Net Cashflow from Financing	-	-	-	-	-	-	-	-	-
	Increase in Cash	-	-	-	-	-	-	-	-	-















Miscellaneous

	Date Of Accounts	31/12/16	(%)	31/12/15	(%)	31/12/14	(%)	31/12/13	(%)	31/12/12
	Contingent Liability	NO	-	NO	-	NO	-	NO	-	NO
	Capital Employed	£2,417,000	- 30.1	£3,458,000	0.2 %	£3,451,000	6%	£3,255,000	27 %	£2,562,000

DISCLAIMER : This Report is **PRIVATE & CONFIDENTIAL** and it is prepared at the request of and for its use by the Subscriber only. The Subscriber shall use the contents of the Report merely as an aid to its business. Mira Inform Private Limited ("MIPL") has collated information/data in the Report, which have not been verified unless otherwise specifically mentioned in the Report. The Subscriber shall independently verify the accuracy and correctness of the information/data before in any way acting upon the same. MIPL shall not be liable for any harm, injury, loss or damage caused to the Subscriber due to default by the Subscriber's debtors/beneficiaries in fulfilling their obligations of any nature whatsoever. This Report or any of its portion shall not be used as a documentary evidence or otherwise before any investigative agencies or forum of law. This Report is confidential and proprietary to MIPL. The Subscriber and/or any other person(s) may not reproduce, publish or disclose any of the contents of the Report to others without the express authorization of MIPL. This Report is prepared and issued to the Subscriber without any risk, responsibility or liability on the part of MIPL or its officials.

			%							
	Number of Employees	179	-5.8%	190	-	221	1.4%	218	-6%	232
	Accountants									
	Auditors	BDO LLP								
	Auditor Comments	The audit report contains no adverse comments								
	Bankers									
	Bank Branch Code									

RATIOS

	Date Of Accounts	31/12/16	31/12/15	31/12/14	31/12/13	31/12/12
	Pre-tax profit margin %	-6.90	0.66	1.89	3.07	2.94
	Current ratio	0.99	1.24	1.27	1.25	1.27
	Sales/Net Working Capital	-133.93	8.98	10.87	10.96	11.56
	Gearing %	515.40	91.90	101.70	8.80	5.70
	Equity in %	8.50	18.20	18.60	30.10	29.30
	Creditor Days	37.49	48.70	39.50	47.35	48.21
	Debtor Days	75.01	86.29	70.37	80.79	63.19
	Liquidity/Acid Test	0.76	1.01	1.01	1	0.96
	Return On Capital Employed %	-37.48	2.63	9.38	17.41	20.33
	Return On Total Assets Employed %	-8.56	0.91	3.50	5.70	6.29
	Current Debt Ratio	9.11	3.60	3.38	2.23	2.35
	Total Debt Ratio	10.81	4.52	4.40	2.32	2.41
	Stock Turnover Ratio %	13.89	10.37	8.61	9.10	9.78
	Return on Net Assets Employed %	-101.11	5.04	18.93	18.95	21.49

Report Notes

There are no notes to display.

STATUS HISTORY

Date	Description	
26/01/2016	Winding up Petition Dismissed	
22/01/2016	Petitions Winding-Up (Unadvertised)	

EVENT HISTORY

Date	Description
24/08/2018	Confirmation Statement
14/08/2018	Payment Data Update Received
19/04/2018	Payment Data Update Received
19/04/2018	Mr R.N. Bird has left the board
13/03/2018	Payment Data Update Received
10/01/2018	New Accounts Filed
10/01/2018	New Accounts Filed
09/01/2018	Payment Data Update Received
01/10/2017	Payment Data Update Received
07/09/2017	Confirmation Statement
15/10/2016	New Accounts Filed
15/10/2016	New Accounts Filed
09/09/2016	Annual Returns
04/02/2016	Mr D.H. Oldham has left the board
22/01/2016	Change in Reg.Office

PREVIOUS COMPANY NAMES

Date	Previous Name
20/08/2008	BLAKEDEW 739 LIMITED

Writ Details

No writs found

STATISTICS

Group	5 companies
Linkages	14 companies
Countries	In 4 countries

DISCLAIMER : This Report is **PRIVATE & CONFIDENTIAL** and it is prepared at the request of and for its use by the Subscriber only. The Subscriber shall use the contents of the Report merely as an aid to its business. Mira Inform Private Limited ("MIPL") has collated information/data in the Report, which have not been verified unless otherwise specifically mentioned in the Report. The Subscriber shall independently verify the accuracy and correctness of the information/data before in any way acting upon the same. MIPL shall not be liable for any harm, injury, loss or damage caused to the Subscriber due to default by the Subscriber's debtors/beneficiaries in fulfilling their obligations of any nature whatsoever. This Report or any of its portion shall not be used as a documentary evidence or otherwise before any investigative agencies or forum of law. This Report is confidential and proprietary to MIPL. The Subscriber and/or any other person(s) may not reproduce, publish or disclose any of the contents of the Report to others without the express authorization of MIPL. This Report is prepared and issued to the Subscriber without any risk, responsibility or liability on the part of MIPL or its officials.

SUMMARY

Holding Company	HIFLEX EUROPE LIMITED
Ownership Status	Wholly Owned
Ultimate Holding Company	ALFA GOMMA S.P.A.

GROUP STRUCTUREFULL

Company Name	Registered Number	Latest Key Financials	Consol. Accounts	Turnover
ALFA GOMMA S.P.A.	00758920151	31.12.2016	-	€9,974,205
ALFA GOMMA (UK) LIMITED	02594474	31.12.2017	N	£5,891,000
DUNLOP HIFLEX UK LIMITED	05543610	31.12.2017	N	
HIFLEX EUROPE LIMITED	05244749	31.12.2016	Y	
ARGUS FLUIDHANDLIN...	06676549	31.12.2016	N	£13,125,000

OTHER LINKED COMPANIES

Name	Number	Latest Key Financials	Turnover
DUNLOP HIFLEX HOLDING S.R.L.	MB1785028	31.12.2015	
DUNLOP HIFLEX GMBH	HRB 362136	31.12.2007	
ALFA GOMMA INDUSTRIAL S.P.A.	TE92225	31.12.2017	€57,852,749
ALFAGOMMA HYDRAULIC S.P.A.	TE137780	31.12.2017	€158,121,165
T.M.F. S.P.A.	LC306937	31.12.2017	€11,746,152
ALFAGOMMA FRANCE	562010223	31.12.2017	€24,666,608
ALFAGOMMA GERMANY GMBH	HRB 12425	31.12.2016	
CINOR IMMOBILIER	333086692	31.12.2017	€102,848
GE. FE. POLYMERS S.R.L.	TE157452	31.12.2017	€3,004,153
EKO SISTEMI OLEODINAMICI S.R.L.	TO1082076	31.12.2016	€3,836,537
HYDRAULIK WERKSTATT NORD GMBH	HRB 343 KA	31.12.2011	
SITEF SERVICE S.R.L.	TE132872	31.12.2017	€2,395,034
BETA S.R.L., IN LIQUIDAZIONE	TE58840	31.12.2013	
HIFLEX NETHERLANDS B.V.	01079805	31.12.2016	

MORTGAGE DETAILS

Mortgage Type:			
Date Charge Created:	28/11/14		
Date Charge Registered:	02/12/14		
Date Charge Satisfied:	19/03/18		
Status:	SATISFIED		
Person(s) Entitled:	HSBC EQUIPMENT FINANCE (UK) LTD;HSBC ASSET FINANCE (UK) LTD;		
Amount Secured:			
Details:	CONTAINS FIXED CHARGE.CONTAINS NEGATIVEPLEDGE.		
Mortgage Type:			
Date Charge Created:	02/10/14		
Date Charge Registered:	02/10/14		
Date Charge Satisfied:	19/03/18		
Status:	SATISFIED		
Person(s) Entitled:	HSBC BANK PLC;		
Amount Secured:			
Details:	A GENERAL PLEDGECONTAINS FIXED CHARGE.CONTAINS NEGATIVE PLEDGE.		
Mortgage Type:			
Date Charge Created:	29/09/14		
Date Charge Registered:	29/09/14		
Date Charge Satisfied:	19/03/18		
Status:	SATISFIED		
Person(s) Entitled:	HSBC ASSET FINANCE (UK) LTD;HSBC EQUIPMENT FINANCE (UK) LTD;		
Amount Secured:			
Details:	CHATELS MORTGAGECONTAINS FIXED CHARGE.CONTAINS NEGATIVE PLEDGE.		
Mortgage Type:			
Date Charge Created:	20/06/14		
Date Charge Registered:	20/06/14		
Date Charge Satisfied:	19/03/18		
Status:	SATISFIED		
Person(s) Entitled:	HSBC EQUIPMENT FINANCE (UK) LTD;HSBC ASSET FINANCE (UK) LTD;		
Amount Secured:			
Details:	CONTAINS FIXED CHARGE.CONTAINS NEGATIVEPLEDGE.		
Mortgage Type:			
Date Charge Created:	08/05/14		
Date Charge Registered:	08/05/14		
Date Charge Satisfied:	19/03/18		
Status:	SATISFIED		
Person(s) Entitled:	HSBC EQUIPMENT FINANCE (UK) LTD;HSBC ASSET FINANCE (UK) LTD;		
Amount Secured:			
Details:	CONTAINS FIXED CHARGE.CONTAINS NEGATIVEPLEDGE.		
Mortgage Type:			
Date Charge Created:	20/12/13		

DISCLAIMER : This Report is **PRIVATE & CONFIDENTIAL** and it is prepared at the request of and for its use by the Subscriber only. The Subscriber shall use the contents of the Report merely as an aid to its business. Mira Inform Private Limited ("MIPL") has collated information/data in the Report, which have not been verified unless otherwise specifically mentioned in the Report. The Subscriber shall independently verify the accuracy and correctness of the information/data before in any way acting upon the same. MIPL shall not be liable for any harm, injury, loss or damage caused to the Subscriber due to default by the Subscriber's debtors/beneficiaries in fulfilling their obligations of any nature whatsoever. This Report or any of its portion shall not be used as a documentary evidence or otherwise before any investigative agencies or forum of law. This Report is confidential and proprietary to MIPL. The Subscriber and/or any other person(s) may not reproduce, publish or disclose any of the contents of the Report to others without the express authorization of MIPL. This Report is prepared and issued to the Subscriber without any risk, responsibility or liability on the part of MIPL or its officials.

Date Charge Registered:	20/12/13		
Date Charge Satisfied:	19/03/18		
Status:	SATISFIED		
Person(s) Entitled:	HSBC ASSET FINANCE (UK) LIMITED;HSBC EQUIPMENT FINANCE (UK) LIMITED;		
Amount Secured:			
Details:	ASSIGNMENTCONTAINS FIXED CHARGE.NOTIFICATION OF ADDITION TO OR AMENDMENT OF CHARGE.		
Mortgage Type:			
Date Charge Created:	13/11/13		
Date Charge Registered:	14/11/13		
Date Charge Satisfied:	19/03/18		
Status:	SATISFIED		
Person(s) Entitled:	HSBC BANK PLC;		
Amount Secured:			
Details:	NONENOTIFICATION OF ADDITION TO OR AMENDMENT OF CHARGE.		
Mortgage Type:			
Date Charge Created:	22/10/13		
Date Charge Registered:	23/10/13		
Date Charge Satisfied:	19/03/18		
Status:	SATISFIED		
Person(s) Entitled:	HSBC INVOICE FINANCE (UK) LTD;		
Amount Secured:			
Details:	CONTAINS FIXED CHARGE.CONTAINS FLOATINGCHARGE.FLOATING CHARGE COVERS ALL THE PROPERTY OR UNDERTAKING OF THE COMPANY.NOTIFICATION OF ADDITION TO OR AMENDMENT OF CHARGE.		
Mortgage Type:			
Date Charge Created:	05/09/13		
Date Charge Registered:	07/09/13		
Date Charge Satisfied:	19/03/18		
Status:	SATISFIED		
Person(s) Entitled:	HSBC BANK PLC;		
Amount Secured:			
Details:	CONTAINS FIXED CHARGE.CONTAINS FLOATINGCHARGE.FLOATING CHARGE COVERS ALL THE PROPERTY OR UNDERTAKING OF THE COMPANY.NOTIFICATION OF ADDITION TO OR AMENDMENT OF CHARGE.		
Mortgage Type:	GUARANTEE & DEBENTURE		
Date Charge Created:	19/12/12		
Date Charge Registered:	08/05/14		
Date Charge Satisfied:	-		
Status:	SATISFIED		
Person(s) Entitled:	ABN AMRO COMMERCIAL FINANCE PLC;		
Amount Secured:			
Details:	FIXED AND FLOATING CHARGE OVER THE UNDERTAKING AND ALL PROPERTY AND ASSETS PRESENT AND FUTURE, INCLUDING GOODWILL, BOOKDEBTS, UNCALLED CAPITAL, BUILDINGS, FIXTURES, FIXED PLANT & MACHINERY SEE IMAGEFOR FULL DETAILS		

Mortgage Type:	CHATELS MORTGAGE		
Date Charge Created:	30/05/11		
Date Charge Registered:	08/05/14		
Date Charge Satisfied:	-		
Status:	SATISFIED		
Person(s) Entitled:	VENTURE FINANCE PLC;		
Amount Secured:			
Details:	ROBOROUGH REH62 SEMI AUTOMATIC TUBE ENDFORMING MACHINE, S/N 0020698-19181 WITHMACSCOTT HYDRAULIC POWER BACK, BURMASTER DEBURRING MACHINE, S/N 114042, YEAR 1999 AND ADDISON TUBE FORMING LIMITED DATABEND DB20ST AUTOMATIC 3 AXIS TUBE BENDING MACHINE, S/N MC9425, YEAR 1995, 20MM MAXIMUM OUTSIDE DIAMETER, 2.6MM MAXIMUM WALL THICKNESS (FOR DETAILS OF FURTHER CHATELS CHARGED PLEASE REFER TO THE FORM MG01). SEE IMAGE FOR FULL DETAILS		
Mortgage Type:	GUARANTEE AND DEBENTURE		
Date Charge Created:	29/08/08		
Date Charge Registered:	08/05/14		
Date Charge Satisfied:	-		
Status:	SATISFIED		
Person(s) Entitled:	VENTURE FINANCE PLC;		
Amount Secured:			
Details:	FIXED AND FLOATING CHARGE OVER THE UNDERTAKING AND ALL PROPERTY AND ASSETS PRESENT AND FUTURE, INCLUDING GOODWILL, BOOKDEBTS, UNCALLED CAPITAL, BUILDINGS, FIXTURES, FIXED PLANT & MACHINERY SEE IMAGEFOR FULL DETAILS		
Mortgage Type:	DEBENTURE		
Date Charge Created:	29/08/08		
Date Charge Registered:	04/09/08		
Date Charge Satisfied:	04/06/11		
Status:	SATISFIED		
Person(s) Entitled:	FARINGTON PROPERTY COMPANY LIMITED		
Amount Secured:			
Details:	FIXED AND FLOATING CHARGE OVER THE UNDERTAKING AND ALL PROPERTY AND ASSETS PRESENT AND FUTURE, INCLUDING GOODWILL, BOOKDEBTS, UNCALLED CAPITAL, BUILDINGS, FIXTURES, FIXED PLANT & MACHINERY		

PREVIOUS DIRECTOR/COMPANY SECRETARIES

Name	Current Active Appointments	Previous Appointments	Dissolved Companies
Robert Nigel Bird	2	4	32
David Howard Oldham	1	5	20
Daniel Kenneth Crowe	0	2	3

DISCLAIMER : This Report is **PRIVATE & CONFIDENTIAL** and it is prepared at the request of and for its use by the Subscriber only. The Subscriber shall use the contents of the Report merely as an aid to its business. Mira Inform Private Limited ("MIPL") has collated information/data in the Report, which have not been verified unless otherwise specifically mentioned in the Report. The Subscriber shall independently verify the accuracy and correctness of the information/data before in any way acting upon the same. MIPL shall not be liable for any harm, injury, loss or damage caused to the Subscriber due to default by the Subscriber's debtors/beneficiaries in fulfilling their obligations of any nature whatsoever. This Report or any of its portion shall not be used as a documentary evidence or otherwise before any investigative agencies or forum of law. This Report is confidential and proprietary to MIPL. The Subscriber and/or any other person(s) may not reproduce, publish or disclose any of the contents of the Report to others without the express authorization of MIPL. This Report is prepared and issued to the Subscriber without any risk, responsibility or liability on the part of MIPL or its officials.

BLAKELAW SECRETARIES LIMITED	2	32	28
BLAKELAW DIRECTOR SERVICES LIMITED	0	30	24
Veronica Willard	0	2	3
Karen Joyce Lewis	0	2	3
Total Persons With Significant Control	1	Total Statements	0
Active	1	Active	0
Ceased	0	Ceased	0

ACTIVE PERSONS WITH SIGNIFICANT CONTROL

Name	Hiflex Europe Limited	Kind	Corporate Entity With Significant Control
Address	43 Wilcock Road, Haydock, St Helens, Merseyside	Notified On	06/04/2016
Post Code	-	Legal Form	Limited Company
Authority	England & Wales	Place Registered	Companies House, England
Country Registered	United Kingdom	Registration Number	05244749
Nature Of Control	Ownership Of Shares 75 To 100 Percent, Voting Rights 75 To 100 Percent, Right To Appoint And Remove Directors, Significant Influence Or Control		

Ceased Persons With Significant Control

No Ceased Persons With Significant Control To Display

Active Statements

No Active Statements To Display

CEASED STATEMENTS

No Ceased Statements To Display	
Average Invoice Value	£388.65
Invoices available	268
Paid	255
Outstanding	13
Trade Payment Data is information that we collect from selected third party partners who send us information about their whole sales ledger.	

	Within Terms	0-30 Days	31-60 Days	61-90 Days	91+ Days
Paid	70	159	14	6	6

DISCLAIMER : This Report is **PRIVATE & CONFIDENTIAL** and it is prepared at the request of and for its use by the Subscriber only. The Subscriber shall use the contents of the Report merely as an aid to its business. Mira Inform Private Limited ("MIPL") has collated information/data in the Report, which have not been verified unless otherwise specifically mentioned in the Report. The Subscriber shall independently verify the accuracy and correctness of the information/data before in any way acting upon the same. MIPL shall not be liable for any harm, injury, loss or damage caused to the Subscriber due to default by the Subscriber's debtors/beneficiaries in fulfilling their obligations of any nature whatsoever. This Report or any of its portion shall not be used as a documentary evidence or otherwise before any investigative agencies or forum of law. This Report is confidential and proprietary to MIPL. The Subscriber and/or any other person(s) may not reproduce, publish or disclose any of the contents of the Report to others without the express authorization of MIPL. This Report is prepared and issued to the Subscriber without any risk, responsibility or liability on the part of MIPL or its officials.

Outstanding	6	7	0	0	0
-------------	---	---	---	---	---

FOREIGN EXCHANGE RATES

Currency	Unit	Indian Rupees
US Dollar	1	INR 74.13
UK Pound	1	INR 97.62
Euro	1	INR 85.26
GBP	1	INR 97.85

Note : Above are approximate rates obtained from sources believed to be correct

INFORMATION DETAILS

Analysis Done by :	VIVR
Report Prepared by :	POJ

DISCLAIMER : This Report is **PRIVATE & CONFIDENTIAL** and it is prepared at the request of and for its use by the Subscriber only. The Subscriber shall use the contents of the Report merely as an aid to its business. Mira Inform Private Limited ("MIPL") has collated information/data in the Report, which have not been verified unless otherwise specifically mentioned in the Report. The Subscriber shall independently verify the accuracy and correctness of the information/data before in any way acting upon the same. MIPL shall not be liable for any harm, injury, loss or damage caused to the Subscriber due to default by the Subscriber's debtors/beneficiaries in fulfilling their obligations of any nature whatsoever. This Report or any of its portion shall not be used as a documentary evidence or otherwise before any investigative agencies or forum of law. This Report is confidential and proprietary to MIPL. The Subscriber and/or any other person(s) may not reproduce, publish or disclose any of the contents of the Report to others without the express authorization of MIPL. This Report is prepared and issued to the Subscriber without any risk, responsibility or liability on the part of MIPL or its officials.

RATING EXPLANATIONS

Credit Rating	Explanation	Rating Comments
A++	Minimum Risk	Business dealings permissible with minimum risk of default
A+	Low Risk	Business dealings permissible with low risk of default
A	Acceptable Risk	Business dealings permissible with moderate risk of default
B	Medium Risk	Business dealings permissible on a regular monitoring basis
C	Medium High Risk	Business dealings permissible preferably on secured basis
D	High Risk	Business dealing not recommended or on secured terms only
NB	New Business	No recommendation can be done due to business in infancy stage
NT	No Trace	No recommendation can be done as the business is not traceable

NB is stated where there is insufficient information to facilitate rating. However, it is not to be considered as unfavourable.

This score serves as a reference to assess SC's credit risk and to set the amount of credit to be extended. It is calculated from a composite of weighted scores obtained from each of the major sections of this report. The assessed factors are as follows:

- Financial condition covering various ratios
- Company background and operations size
- Promoters / Management background
- Payment record
- Litigation against the subject
- Industry scenario / competitor analysis
- Supplier / Customer / Banker review (wherever available)