

MIRA INFORM REPORT

Report No. :	533932
Report Date :	11.10.2018

IDENTIFICATION DETAILS

Name :	UNILEVER INDUSTRIES PRIVATE LIMITED
Registered Office :	Unilever House, B. D. Sawant Marg, Chakala, Andheri (East), Mumbai – 400099, Maharashtra
Tel. No.:	91-22-39830000
Country :	India
Financials (as on) :	31.03.2017
Date of Incorporation :	03.10.1994
CIN No.: [Company Identification No.]	U24110MH1994PTC081672
Capital Investment / Paid-up Capital :	INR 400.000 Million
PAN No.: [Permanent Account No.]	AAACU0791P
GSTN : [Goods & Service Tax Registration No.]	(Maharashtra) 27AAACU0791P1ZT (Karnataka) 29AAACU0791P1ZP
Legal Form :	Private Limited Liability Company
Line of Business :	Subject is engaged in Research Related Activities and Carries Business Process Outsourcing Activities by Leveraging Information Technology Services to its Group Companies. (Registered Activity)
No. of Employees :	Information declined by the management

RATING & COMMENTS

(Mira Inform has adopted New Rating mechanism w.e.f. 23rd January 2017)

MIRA's Rating : A+

Credit Rating	Explanation	Rating Comments
---------------	-------------	-----------------

DISCLAIMER : This Report is **PRIVATE & CONFIDENTIAL** and it is prepared at the request of and for its use by the Subscriber only. The Subscriber shall use the contents of the Report merely as an aid to its business. Mira Inform Private Limited ("MIPL") has collated information/data in the Report, which have not been verified unless otherwise specifically mentioned in the Report. The Subscriber shall independently verify the accuracy and correctness of the information/data before in any way acting upon the same. MIPL shall not be liable for any harm, injury, loss or damage caused to the Subscriber due to default by the Subscriber's debtors/beneficiaries in fulfilling their obligations of any nature whatsoever. This Report or any of its portion shall not be used as a documentary evidence or otherwise before any investigative agencies or forum of law. This Report is confidential and proprietary to MIPL. The Subscriber and/or any other person(s) may not reproduce, publish or disclose any of the contents of the Report to others without the express authorization of MIPL. This Report is prepared and issued to the Subscriber without any risk, responsibility or liability on the part of MIPL or its officials.

A+	Low Risk	Business dealings permissible with low risk of default
----	----------	--

Status :	Excellent
Payment Behaviour :	Regular
Litigation :	Clear
Comments :	<p>Unilever Industries Private Limited is a wholly-owned subsidiary of "Unilever PLC, "United Kingdom" and was incorporated in the year 1994.</p> <p>For the financial year, the company has achieved revenue growth of 30.91% as compared to the previous year along with a decent profit margin of 9.86%.</p> <p>The sound financial risk profile of the company is marked by adequate net worth base along with strong debt coverage indicators due to debt free balance sheet profile.</p> <p>Rating takes into consideration the subject's long established track record of business operations marked by the strong financial and managerial support that company receives from its holding entity backed by its well experienced management team.</p> <p>Payment seems to be regular.</p> <p>In view of aforesaid, the company can be considered for business dealings at usual trade terms and conditions.</p>

NOTES:

Any query related to this report can be made on e-mail: infodept@mirainform.com while quoting report number, name and date.

EXTERNAL AGENCY RATING

Rating Agency Name	Not Available
Rating	Not Available
Rating Explanation	Not Available
Date	Not Available

RBI DEFAULTERS' LIST STATUS

Subject's name is not enlisted as a defaulter in the publicly available RBI Defaulters' list.

EPF (Employee Provident Fund) DEFAULTERS' LIST STATUS

Subject's name is not enlisted as a defaulter in the publicly available EPF (Employee Provident Fund) Defaulters' list as of 31-03-2018.

DISCLAIMER : This Report is **PRIVATE & CONFIDENTIAL** and it is prepared at the request of and for its use by the Subscriber only. The Subscriber shall use the contents of the Report merely as an aid to its business. Mira Inform Private Limited ("MIPL") has collated information/data in the Report, which have not been verified unless otherwise specifically mentioned in the Report. The Subscriber shall independently verify the accuracy and correctness of the information/data before in any way acting upon the same. MIPL shall not be liable for any harm, injury, loss or damage caused to the Subscriber due to default by the Subscriber's debtors/beneficiaries in fulfilling their obligations of any nature whatsoever. This Report or any of its portion shall not be used as a documentary evidence or otherwise before any investigative agencies or forum of law. This Report is confidential and proprietary to MIPL. The Subscriber and/or any other person(s) may not reproduce, publish or disclose any of the contents of the Report to others without the express authorization of MIPL. This Report is prepared and issued to the Subscriber without any risk, responsibility or liability on the part of MIPL or its officials.

BIFR (Board for Industrial & Financial Reconstruction) LISTING STATUS

Subject's name is not listed as a Sick Unit in the publicly available BIFR (Board for Industrial & Financial Reconstruction) list as of 11.10.2018

IBBI (Insolvency and Bankruptcy Board of India) LISTING STATUS

Subject's name is not listed in the publicly available IBBI (Insolvency and Bankruptcy Board of India) list as of report date.

INFORMATION DECLINED

MANAGEMENT [TEL. NO.: 91-22-39832554

LOCATIONS

Registered Office :	Unilever House, B. D. Sawant Marg, Chakala, Andheri (East), Mumbai – 400099, Maharashtra, India
Tel. No.:	91-22-39830000/ 2374/ 2421/ 39832554
Fax No.:	Not Available
E-Mail :	comsec.hul@unilever.com
Website:	https://www.hul.co.in

DIRECTORS

AS ON: 31.03.2018

Name :	Mr. Alok Bhagwat Joshi
Designation :	Director
Address :	1101, 11th Floor, Ivy Building, Sector R-12, Nahar Amrit Shakti, Chandivali, Powai, Mumbai - 400076, Maharashtra, India
Date of Birth/Age :	01.07.1968
Qualification :	B.E.
Date of Appointment :	31.03.2015
DIN No.:	07144434
Name :	Mrs. Suman Satyanath Hegde
Designation :	Additional Director
Address :	D-905, Oberoi Splendor, Jogeshwari Vikhroli Link Road, Opposite Majas Depot, Jogeshwari (East), Mumbai-400060, Maharashtra, India
Date of Birth/Age :	20.04.2018
DIN No.:	06539295
Name :	Mr. Sandeep Kohli

DISCLAIMER : This Report is **PRIVATE & CONFIDENTIAL** and it is prepared at the request of and for its use by the Subscriber only. The Subscriber shall use the contents of the Report merely as an aid to its business. Mira Inform Private Limited ("MIPL") has collated information/data in the Report, which have not been verified unless otherwise specifically mentioned in the Report. The Subscriber shall independently verify the accuracy and correctness of the information/data before in any way acting upon the same. MIPL shall not be liable for any harm, injury, loss or damage caused to the Subscriber due to default by the Subscriber's debtors/beneficiaries in fulfilling their obligations of any nature whatsoever. This Report or any of its portion shall not be used as a documentary evidence or otherwise before any investigative agencies or forum of law. This Report is confidential and proprietary to MIPL. The Subscriber and/or any other person(s) may not reproduce, publish or disclose any of the contents of the Report to others without the express authorization of MIPL. This Report is prepared and issued to the Subscriber without any risk, responsibility or liability on the part of MIPL or its officials.

Designation :	Additional Director
Address :	Flat No. 3103, Tower - C, Raheja Vivarea, Sane Guruji Marg, Jacob Circle, Mahalaxmi, Mumbai - 400011, Maharashtra, India
Date of Birth/Age :	09.11.1967
Date of Appointment :	20.02.2017
DIN No.:	07579162
Name :	Mr. Vibhav Ramrao Sanzgiri
Designation :	Additional Director
Address :	F-52 Venus Apts, 13th Floor, Worli Seaface South, Mumbai - 400018, Maharashtra, India
Date of Birth/Age :	21.11.1969
Date of Appointment :	20.02.2017
DIN No.:	07732651

KEY EXECUTIVES

Name :	Mrs. Rashigupta Mitra
Designation :	Manager
Address :	Subhadip Mitra, 1804, Neelkanth Residency, SE Plot 2, Above More Shop, Seawoods, Nerul , Navi Mumbai- 400706 Maharashtra, India
Date of Appointment :	21.02.2018
PAN No.:	AGZPG1124C
Name :	Mrs. Avani Manojbhai Makwana
Designation :	Company Secretary
Address :	A-001/002, Shyam Darshan, Ground Floor, C S Road O Labh Darshan, Dahisar East Mumbai 400068 MH IN
Date of Birth/Age :	02.10.1974
Qualification :	CA
Date of Appointment :	19.06.2017
PAN No.:	AXIPM5170E

MAJOR SHAREHOLDERS

AS ON: 31.03.2017

Names of Shareholders	No. of Shares
Unilever PLC, United Kingdom	39999997
Unilever Overseas Holding Limited, United Kingdom	3
Total	40000000

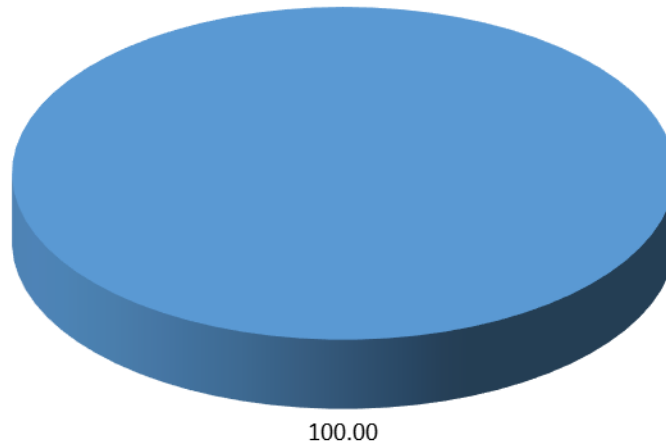
AS ON: 30.09.2017

DISCLAIMER : This Report is **PRIVATE & CONFIDENTIAL** and it is prepared at the request of and for its use by the Subscriber only. The Subscriber shall use the contents of the Report merely as an aid to its business. Mira Inform Private Limited ("MIPL") has collated information/data in the Report, which have not been verified unless otherwise specifically mentioned in the Report. The Subscriber shall independently verify the accuracy and correctness of the information/data before in any way acting upon the same. MIPL shall not be liable for any harm, injury, loss or damage caused to the Subscriber due to default by the Subscriber's debtors/beneficiaries in fulfilling their obligations of any nature whatsoever. This Report or any of its portion shall not be used as a documentary evidence or otherwise before any investigative agencies or forum of law. This Report is confidential and proprietary to MIPL. The Subscriber and/or any other person(s) may not reproduce, publish or disclose any of the contents of the Report to others without the express authorization of MIPL. This Report is prepared and issued to the Subscriber without any risk, responsibility or liability on the part of MIPL or its officials.

Equity Share Breakup	Percentage of Holding
Category	
Promoters (Individual/Hindu Undivided Family - Indian)	100.00
Total	100.00

Share holding pattern

■ Promoters (Individual/Hindu Undivided Family - Indian)



BUSINESS DETAILS

Line of Business :	Subject is engaged in Research Related Activities and Carries Business Process Outsourcing Activities by Leveraging Information Technology Services to its Group Companies. (Registered Activity)	
Products / Services :	ITC Code No.	Products/Services Description
	82990	ETSC Sale of services
	82990	Research & Development- Sales of Services
	46491	Sale of Products
Brand Names :	Not Available	

DISCLAIMER : This Report is **PRIVATE & CONFIDENTIAL** and it is prepared at the request of and for its use by the Subscriber only. The Subscriber shall use the contents of the Report merely as an aid to its business. Mira Inform Private Limited ("MIPL") has collated information/data in the Report, which have not been verified unless otherwise specifically mentioned in the Report. The Subscriber shall independently verify the accuracy and correctness of the information/data before in any way acting upon the same. MIPL shall not be liable for any harm, injury, loss or damage caused to the Subscriber due to default by the Subscriber's debtors/beneficiaries in fulfilling their obligations of any nature whatsoever. This Report or any of its portion shall not be used as a documentary evidence or otherwise before any investigative agencies or forum of law. This Report is confidential and proprietary to MIPL. The Subscriber and/or any other person(s) may not reproduce, publish or disclose any of the contents of the Report to others without the express authorization of MIPL. This Report is prepared and issued to the Subscriber without any risk, responsibility or liability on the part of MIPL or its officials.

Agencies Held :	Not Available
Exports :	Not Divulged
Imports :	Not Divulged
Terms :	Not Divulged

PRODUCTION STATUS – (NOT AVAILABLE)

GENERAL INFORMATION

Suppliers :	Reference :	Not Divulged
	Name of the Person :	--
	Contact No.:	--
	Since How Long Known :	--
	Maximum Limit Dealt :	--
	Experience :	--
	Remark:	--
Customers :	Reference :	Not Divulged
	Name of the Person :	--
	Contact No.:	--
	Since How Long Known :	--
	Maximum Limit Dealt :	--
	Experience :	--
	Remark:	--
No. of Employees :	Information declined by the management	
Bankers :	Bank Name:	Not Divulged
	Branch:	--
	Person Name (with Designation):	--
	Contact Number:	--
	Name of Account Holder:	--
	Account Number:	--
	Account Since (Date/ Year of A/c Opening):	--
	Average Balance Maintained (Optional):	--
	Credit Facilities Enjoyed (CC/OD/Term Loan):	--
	Account Operation:	--
	Remarks:	--

Auditors :	
Name :	BSR and Company Chartered Accountants
Address :	Lodha Excelus, 5th Floor, Apollo Mills Compound, N M Joshi Marg, Mahalaxmi, Mumbai - 400011, Maharashtra, India
Income-tax PAN of auditor or auditor's firm :	AAAFB9852F
Membership No:	046768
Memberships :	Not Available
Collaborators :	Not Available
Holding company:	Unilever PLC, United Kingdom
Fellow Subsidiaries :	<ul style="list-style-type: none"> • Binzagr Unilever Limited • Conopco, Inc. • Elais - Unilever Hellas Sa • Hindustan Unilever Limited • Lever S.A. • P.T. Unilever Indonesia, Tbk. • Pt. Unilever Oleochemical Indonesia • Servicios Profesionales Unilever, S. De R.L. De C.V. • Tigi International Limited • Unilever - Zimbabwe (Private) Limited • Unilever (Cambodia) Limited • Unilever (China) Limited. • Unilever (Malaysia) Holdings Sdn Bhd • Unilever (Tianjin) Company Limited • Unilever Algeria Spa • Unilever Andina Bolivia S.A. • Unilever Andina Colombia Limitada • Unilever Andina Ecuador S.A. • Unilever Andina Peru S.A. • Unilever Andina Venezuela S.A. • Unilever Ascc Ag • Unilever Asia Private Limited • Unilever Australia (Holdings) Pty. Limited • Unilever Australia Limited • Unilever Australia Supply Services Limited • Unilever Austria Gmbh • Unilever Bangladesh Limited • Unilever Belgium Services S.A. / N.V. • Unilever Belgrade • Unilever Brasil Limitada. • Unilever Bulgaria Eood • Unilever Canada Inc.

	<ul style="list-style-type: none"> • Unilever Caribbean Limited • Unilever Caribe, S. A. • Unilever Chile S.A. • Unilever Cr, Spol. S R.O. • Unilever Danmark A/S • Unilever De Argentina S.A. • Unilever De Centro America, S.A. - Sv • Unilever De Centroamerica S.A. - Ni • Unilever De Centroamerica, S.A. - Cr • Unilever De Centroamerica, S.A. - Gt • Unilever De Centroamerica, S.A. - Hn • Unilever De Centroamerica, S.A. - Pa • Unilever De Mexico, S. De R.L. De C.V. • Unilever De Paraguay S.A. • Unilever De Puerto Rico, Inc. • Unilever Deutschland Gmbh • Unilever Deutschland Holding Gmbh. • Unilever Deutschland Prod Gmbh • Unilever El Salvador • Unilever Employment Services B.V. • Unilever Espana S.A. • Unilever Ethiopia Private Limited Company • Unilever Europe Business Center BV • Unilever Europe It Services • Unilever Finland Oy • Unilever France • Unilever Ghana Limited • Unilever Global Serv.B.V. • Unilever Gulf Free Zone Establishment • Unilever Hong Kong Limited • Unilever Iran (Private Joint Stock Company) • Unilever Ireland Limited • Unilever Israel Foods Limited • Unilever Italy Holdings Srl • Unilever Japan Holdings K.K. • Unilever Kenya Limited • Unilever Maghreb S.A. • Unilever Magyarorszag Kereskedelmi Kft. • Unilever Manufacturing (Us) Inc • Unilever Mashreq - Tea • Unilever Mashreq - Trading • Unilever Mocambique Limitada • Unilever N.V. • Unilever Nederland B.V. • Unilever New Zealand Limited • Unilever Nigeria Plc • Unilever Norge As
--	---

	<ul style="list-style-type: none"> • Unilever Pakistan Limited • Unilever Philippines, Inc. • Unilever Poland Services Sp. Z O.O. • Unilever Polska Sp. Z O.O. • Unilever Research and Development Vlaardingen B.V. • Unilever Sanayi Ve Ticaret Turk A.S. • Unilever Schaffhausen Service Ag (Ulch) • Unilever Schweiz Gmbh • Unilever Services (He Fei) Co Limited • Unilever Singapore Pte. Limited • Unilever Slovensko Spol.S R.O. • Unilever Sng • Unilever South Africa (Pty) Limited • Unilever South Central Europe S.R.L. • Unilever South East Africa (Private) Limited • Unilever South East Africa Zambia Limited • Unilever Sri Lanka Limited • Unilever Supply Chain Company Ag • Unilever Sverige Ab • Unilever Taiwan Limited • Unilever Tanzania Limited • Unilever Thai Holdings Limited • Unilever Thai Services Limited • Unilever Thai Trading li Limited • Unilever Tunisia • Unilever U.K. Central Resources Limited • Unilever Uganda Limited • Unilever UK Limited • Unilever Ukraine LLC • Unilever Vietnam Joint Venture Company • Unilever-Cote D'Ivoire • URL Port Sunlight
--	---

CAPITAL STRUCTURE

AS ON: 31.03.2017

Authorised Capital :

No. of Shares	Type	Value	Amount
40000000	Equity Shares	INR 10/- each	INR 400.000 Million

Issued, Subscribed & Paid-up Capital :

No. of Shares	Type	Value	Amount
---------------	------	-------	--------

DISCLAIMER : This Report is **PRIVATE & CONFIDENTIAL** and it is prepared at the request of and for its use by the Subscriber only. The Subscriber shall use the contents of the Report merely as an aid to its business. Mira Inform Private Limited ("MIPL") has collated information/data in the Report, which have not been verified unless otherwise specifically mentioned in the Report. The Subscriber shall independently verify the accuracy and correctness of the information/data before in any way acting upon the same. MIPL shall not be liable for any harm, injury, loss or damage caused to the Subscriber due to default by the Subscriber's debtors/beneficiaries in fulfilling their obligations of any nature whatsoever. This Report or any of its portion shall not be used as a documentary evidence or otherwise before any investigative agencies or forum of law. This Report is confidential and proprietary to MIPL. The Subscriber and/or any other person(s) may not reproduce, publish or disclose any of the contents of the Report to others without the express authorization of MIPL. This Report is prepared and issued to the Subscriber without any risk, responsibility or liability on the part of MIPL or its officials.

40000000	Equity Shares	INR 10/- each	INR 400.000 Million

FINANCIAL DATA
[all figures are INR Million]

ABRIDGED BALANCE SHEET

SOURCES OF FUNDS	31.03.2017	31.03.2016	31.03.2015
I. EQUITY AND LIABILITIES			
(1) Shareholders' Funds			
(a) Share Capital	400.000	400.000	400.000
(b) Reserves & Surplus	4175.417	3182.601	2361.367
(c) Money received against share warrants	0.000	0.000	0.000
(2) Share Application money pending allotment	0.000	0.000	0.000
Total Shareholders' Funds (1) + (2)	4575.417	3582.601	2761.367
(3) Non-Current Liabilities			
(a) long-term borrowings	0.000	0.000	0.000
(b) Deferred tax liabilities (Net)	0.000	0.000	4.501
(c) Other long term liabilities	260.274	211.458	257.574
(d) long-term provisions	934.114	532.707	450.053
Total Non-current Liabilities (3)	1194.388	744.165	712.128
(4) Current Liabilities			
(a) Short term borrowings	0.000	0.000	0.000
(b) Trade payables	1361.523	1334.819	1583.145
(c) Other current liabilities	673.997	720.658	254.472
(d) Short-term provisions	3.857	3.491	29.020
Total Current Liabilities (4)	2039.377	2058.968	1866.637
TOTAL	7809.182	6385.734	5340.132
II. ASSETS			
(1) Non-current assets			
(a) Fixed Assets			
(i) Tangible assets	2188.339	2145.714	2101.476
(ii) Intangible Assets	0.000	0.000	0.000
(iii) Capital work-in-progress	11.918	17.490	76.038
(iv) Intangible assets under development	0.000	0.000	0.000
(b) Non-current Investments	0.000	0.000	0.265
(c) Deferred tax assets (net)	250.987	91.964	0.000
(d) Long-term Loan and Advances	0.000	0.000	735.090
(e) Other Non-current assets	1309.584	890.612	0.000
Total Non-Current Assets	3760.828	3145.780	2912.869

DISCLAIMER : This Report is **PRIVATE & CONFIDENTIAL** and it is prepared at the request of and for its use by the Subscriber only. The Subscriber shall use the contents of the Report merely as an aid to its business. Mira Inform Private Limited ("MIPL") has collated information/data in the Report, which have not been verified unless otherwise specifically mentioned in the Report. The Subscriber shall independently verify the accuracy and correctness of the information/data before in any way acting upon the same. MIPL shall not be liable for any harm, injury, loss or damage caused to the Subscriber due to default by the Subscriber's debtors/beneficiaries in fulfilling their obligations of any nature whatsoever. This Report or any of its portion shall not be used as a documentary evidence or otherwise before any investigative agencies or forum of law. This Report is confidential and proprietary to MIPL. The Subscriber and/or any other person(s) may not reproduce, publish or disclose any of the contents of the Report to others without the express authorization of MIPL. This Report is prepared and issued to the Subscriber without any risk, responsibility or liability on the part of MIPL or its officials.

(2) Current assets			
(a) Current investments	383.336	1388.876	251.513
(b) Inventories	253.444	229.512	81.383
(c) Trade receivables	2802.626	580.367	440.328
(d) Cash and cash equivalents	153.482	430.679	1171.845
(e) Short-term loans and advances	0.000	0.000	27.677
(f) Other current assets	455.466	610.520	454.517
Total Current Assets	4048.354	3239.954	2427.263
TOTAL	7809.182	6385.734	5340.132

PROFIT & LOSS ACCOUNT

	PARTICULARS	31.03.2017	31.03.2016	31.03.2015
	SALES			
	Income	10066.581	7689.426	7108.173
	Other Income	168.255	202.199	279.358
	TOTAL	10234.836	7891.625	7387.531
Less	EXPENSES			
	Cost of Materials Consumed	735.214	422.214	68.996
	Changes in inventories of finished goods, work-in-progress and Stock-in-Trade	(30.208)	23.376	(32.490)
	CSR expenditure	0.000	0.000	8.044
	Expenditure items	0.000	0.000	2.838
	Employees benefits expense	3478.524	2989.502	2570.317
	Other expenses	4366.152	3088.095	3984.527
	TOTAL	8549.682	6523.187	6602.232
	PROFIT/ (LOSS) BEFORE INTEREST, TAX, DEPRECIATION AND AMORTISATION	1685.154	1368.438	785.299
Less	FINANCIAL EXPENSES	0.000	0.000	0.000
	PROFIT / (LOSS) BEFORE TAX, DEPRECIATION AND AMORTISATION	1685.154	1368.438	785.299
Less	DEPRECIATION/ AMORTISATION	161.746	136.548	127.315
	PROFIT/ (LOSS) BEFORE TAX	1523.408	1231.890	657.984
Less	TAX	530.592	411.691	221.737
	PROFIT/ (LOSS) AFTER TAX	992.816	820.199	436.247
	EARNINGS IN FOREIGN CURRENCY	8825.306	6623.386	6903.493

DISCLAIMER : This Report is **PRIVATE & CONFIDENTIAL** and it is prepared at the request of and for its use by the Subscriber only. The Subscriber shall use the contents of the Report merely as an aid to its business. Mira Inform Private Limited ("MIPL") has collated information/data in the Report, which have not been verified unless otherwise specifically mentioned in the Report. The Subscriber shall independently verify the accuracy and correctness of the information/data before in any way acting upon the same. MIPL shall not be liable for any harm, injury, loss or damage caused to the Subscriber due to default by the Subscriber's debtors/beneficiaries in fulfilling their obligations of any nature whatsoever. This Report or any of its portion shall not be used as a documentary evidence or otherwise before any investigative agencies or forum of law. This Report is confidential and proprietary to MIPL. The Subscriber and/or any other person(s) may not reproduce, publish or disclose any of the contents of the Report to others without the express authorization of MIPL. This Report is prepared and issued to the Subscriber without any risk, responsibility or liability on the part of MIPL or its officials.

	Earnings / (Loss) Per Share (INR)	24.82	20.50
			10.91

CURRENT MATURITIES OF LONG TERM DEBT DETAILS

PARTICULARS	31.03.2017	31.03.2016	31.03.2015
Current Maturities of Long term debt	NA	NA	NA
Net cash flows from (used in) operations	(473.923)	995.963	685.636
Net cash flows from (used in) operating activities	(1187.339)	443.115	413.064

KEY RATIOS

EFFICIENCY RATIOS

PARTICULARS	31.03.2017	31.03.2016	31.03.2015
Average Collection Days (Sundry Debtors / Income * 365 Days)	101.62	27.55	22.61
Account Receivables Turnover (Income / Sundry Debtors)	3.59	13.25	16.14
Average Payment Days (Sundry Creditors / Purchases * 365 Days)	675.93	1153.94	8375.09
Inventory Turnover (Operating Income / Inventories)	6.65	5.96	9.65
Asset Turnover (Operating Income / Net Fixed Assets)	0.77	0.63	0.36

LEVERAGE RATIOS

PARTICULARS	31.03.2017	31.03.2016	31.03.2015
Debt Ratio ((Borrowing + Current Liabilities) / Total Assets)	0.26	0.32	0.35
Debt Equity Ratio (Total Liability / Networth)	0.00	0.00	0.00
Current Liabilities to Networth (Current Liabilities / Net Worth)	0.45	0.57	0.68

DISCLAIMER : This Report is **PRIVATE & CONFIDENTIAL** and it is prepared at the request of and for its use by the Subscriber only. The Subscriber shall use the contents of the Report merely as an aid to its business. Mira Inform Private Limited ("MIPL") has collated information/data in the Report, which have not been verified unless otherwise specifically mentioned in the Report. The Subscriber shall independently verify the accuracy and correctness of the information/data before in any way acting upon the same. MIPL shall not be liable for any harm, injury, loss or damage caused to the Subscriber due to default by the Subscriber's debtors/beneficiaries in fulfilling their obligations of any nature whatsoever. This Report or any of its portion shall not be used as a documentary evidence or otherwise before any investigative agencies or forum of law. This Report is confidential and proprietary to MIPL. The Subscriber and/or any other person(s) may not reproduce, publish or disclose any of the contents of the Report to others without the express authorization of MIPL. This Report is prepared and issued to the Subscriber without any risk, responsibility or liability on the part of MIPL or its officials.

Fixed Assets to Networth (Net Fixed Assets / Networth)	0.48	0.60	0.79
Interest Coverage Ratio (PBIT / Financial Charges)	0.00	0.00	0.00

PROFITABILITY RATIOS

PARTICULARS		31.03.2017	31.03.2016	31.03.2015
Net Profit Margin ((PAT / Sales) * 100)	%	9.86	10.67	6.14
Return on Total Assets ((PAT / Total Assets) * 100)	%	12.71	12.84	8.17
Return on Investment (ROI) ((PAT / Networth) * 100)	%	21.70	22.89	15.80

SOLVENCY RATIOS

PARTICULARS		31.03.2017	31.03.2016	31.03.2015
Current Ratio (Current Assets / Current Liabilities)		1.99	1.57	1.30
Quick Ratio ((Current Assets – Inventories) / Current Liabilities)		1.86	1.46	1.26
G-Score Ratio Financial (Networth / Total Assets)		0.59	0.56	0.52
G-Score Ratio Debt (Debts / Equity Capital)		0.00	0.00	0.00
G-Score Ratio Liquidity (Total Current Assets / Total Current Liabilities)		1.99	1.57	1.30

Total Liability = Short-term Debt + Long-term Debt + Current Maturities of Long-term debts

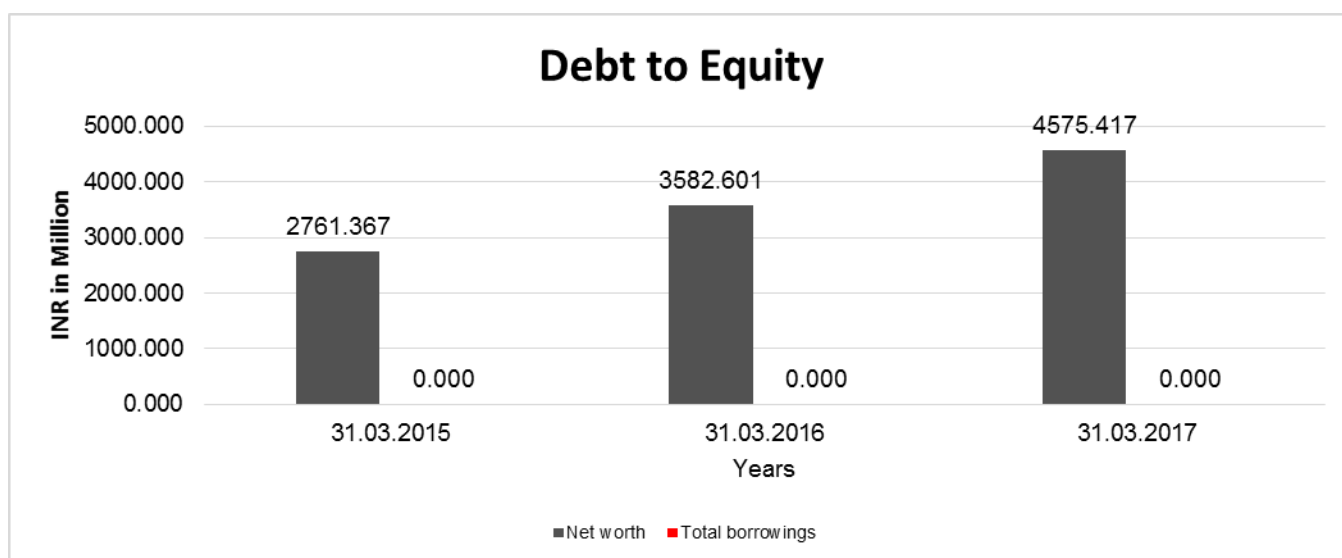
FINANCIAL ANALYSIS
[all figures are in INR Million]

DEBT EQUITY RATIO

Particular	31.03.2015	31.03.2016	31.03.2017
------------	------------	------------	------------

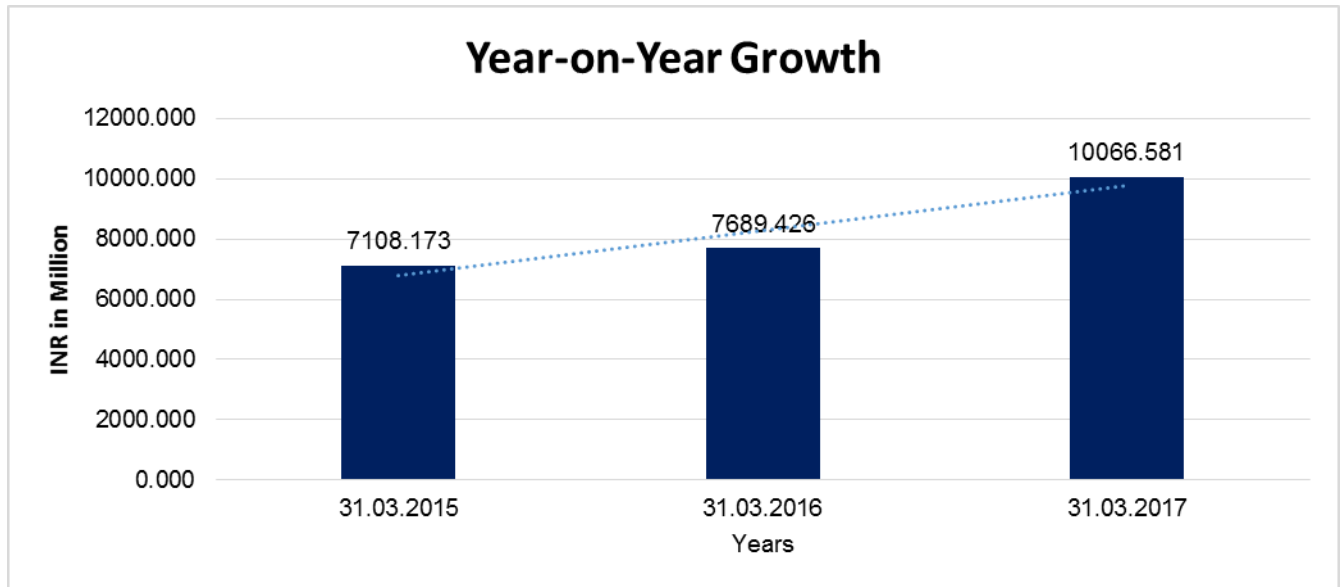
DISCLAIMER : This Report is **PRIVATE & CONFIDENTIAL** and it is prepared at the request of and for its use by the Subscriber only. The Subscriber shall use the contents of the Report merely as an aid to its business. Mira Inform Private Limited ("MIPL") has collated information/data in the Report, which have not been verified unless otherwise specifically mentioned in the Report. The Subscriber shall independently verify the accuracy and correctness of the information/data before in any way acting upon the same. MIPL shall not be liable for any harm, injury, loss or damage caused to the Subscriber due to default by the Subscriber's debtors/beneficiaries in fulfilling their obligations of any nature whatsoever. This Report or any of its portion shall not be used as a documentary evidence or otherwise before any investigative agencies or forum of law. This Report is confidential and proprietary to MIPL. The Subscriber and/or any other person(s) may not reproduce, publish or disclose any of the contents of the Report to others without the express authorization of MIPL. This Report is prepared and issued to the Subscriber without any risk, responsibility or liability on the part of MIPL or its officials.

	INR In Million	INR In Million	INR In Million
Share Capital	400.000	400.000	400.000
Reserves & Surplus	2361.367	3182.601	4175.417
Net worth	2761.367	3582.601	4575.417
long-term borrowings	0.000	0.000	0.000
Short term borrowings	0.000	0.000	0.000
Total borrowings	0.000	0.000	0.000
Debt/Equity ratio	0.000	0.000	0.000



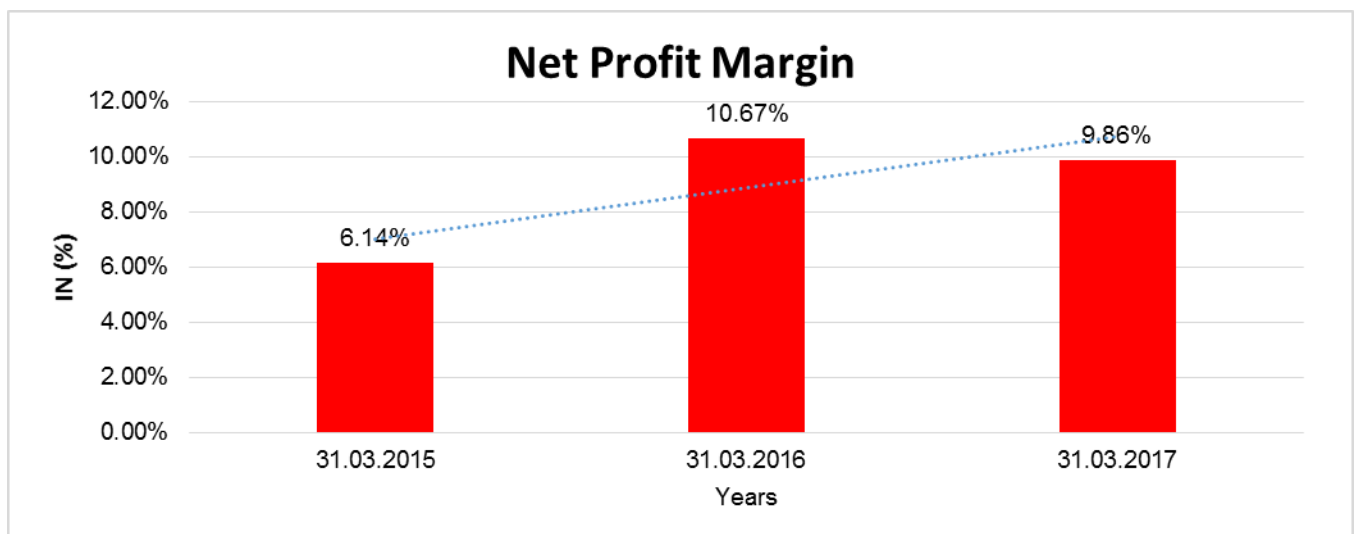
YEAR-ON-YEAR GROWTH

Year on Year Growth	31.03.2015	31.03.2016	31.03.2017
	INR In Million	INR In Million	INR In Million
Sales	7108.173	7689.426	10066.581
		8.177	30.915



NET PROFIT MARGIN

Net Profit Margin	31.03.2015	31.03.2016	31.03.2017
	INR In Million	INR In Million	INR In Million
Sales	7108.173	7689.426	10066.581
Profit /(Loss)	436.247	820.199	992.816
	6.14%	10.67%	9.86%



DISCLAIMER : This Report is **PRIVATE & CONFIDENTIAL** and it is prepared at the request of and for its use by the Subscriber only. The Subscriber shall use the contents of the Report merely as an aid to its business. Mira Inform Private Limited ("MIPL") has collated information/data in the Report, which have not been verified unless otherwise specifically mentioned in the Report. The Subscriber shall independently verify the accuracy and correctness of the information/data before in any way acting upon the same. MIPL shall not be liable for any harm, injury, loss or damage caused to the Subscriber due to default by the Subscriber's debtors/beneficiaries in fulfilling their obligations of any nature whatsoever. This Report or any of its portion shall not be used as a documentary evidence or otherwise before any investigative agencies or forum of law. This Report is confidential and proprietary to MIPL. The Subscriber and/or any other person(s) may not reproduce, publish or disclose any of the contents of the Report to others without the express authorization of MIPL. This Report is prepared and issued to the Subscriber without any risk, responsibility or liability on the part of MIPL or its officials.

LOCAL AGENCY FURTHER INFORMATION

Sr. No.	Check list by info agents	Available in Report (Yes/No)
1	Year of establishment	Yes
2	Constitution of the entity -Incorporation details	Yes
3	Locality of the entity	Yes
4	Premises details	No
5	Buyer visit details	--
6	Contact numbers	Yes
7	Name of the person contacted	No
8	Designation of contact person	No
9	Promoter's background	Yes
10	Date of Birth of Proprietor / Partners / Directors	Yes
11	Pan Card No. of Proprietor / Partners	No
12	Voter Id Card No. of Proprietor / Partners	No
13	Type of business	Yes
14	Line of Business	Yes
15	Export/import details (if applicable)	No
16	No. of employees	No
17	Details of sister concerns	Yes
18	Major suppliers	No
19	Major customers	No
20	Banking Details	No
21	Banking facility details	No
22	Conduct of the banking account	--
23	Financials, if provided	Yes
24	Capital in the business	Yes
25	Last accounts filed at ROC, if applicable	Yes
26	Turnover of firm for last three years	Yes
27	Reasons for variation <> 20%	--
28	Estimation for coming financial year	No
29	Profitability for last three years	Yes
30	Major shareholders, if available	Yes
31	External Agency Rating, if available	No
32	Litigations that the firm/promoter involved in	--
33	Market information	--
34	Payments terms	No
35	Negative Reporting by Auditors in the Annual Report	No

OPERATIONAL REVIEW

RESEARCH & DEVELOPMENT

The Company continues to benefit from the strong foundation and long tradition of Research & Development (R&D) which differentiates us from many others. These benefits flow not only from work done in the Bangalore R&D Centre in India, but also from the centres of Unilevers' global research work. With the world class facilities and a superior science and technology culture, they are able to attract the best of talent to provide significant technology differentiation to their products and processes.

The R&D programs of the Company are focused on development of breakthrough and proprietary technologies with innovative consumer propositions. The R&D team of over 225 people comprises highly qualified scientists and technologists working in the areas of Health and Hygiene, Laundry, Household Care, Skin Care, Water Purification, Beverages and Naturals. The R&D group also comprises Capability teams in the areas of Regulatory, Clinicals, Digital R&D, Safety and Open Innovation functions. In addition to these, the Strategic Science Group is the primary channel for new science and emerging technologies in support of the Company's long term innovation ambitions.

The Company has made significant progress on various technology fronts during the year 2016-17. Key highlights are given below:

Home Care (Laundry, Household Care & Water)

The objective of Homecare R&D program is to develop innovations in the areas of tough stain removal, superior degreasing and water sustainability to support brands such as Surf Excel, Wheel & Vim. In Laundry program The Company developed superior fabric cleaning ancillaries demonstrating superior removal of spot stains using less chemicals. Ancillaries that provide cleaning with minimal use of water have also been developed. The company has developed rinse efficient laundry detergents to deliver water savings while providing superior cleaning.

In addition, the Household Care program supporting Brands such as Vim, Domestos & CIF is building in-house scientific capabilities for developing technologies in specific themes e.g. hygiene, low cost cleaning and water saving opportunities. The Company developed dish wash bars that deliver water saving & low cost toilet cleaning formulations.

The Water R&D Program seeks to build and foster innovation in the area of water purification, to support Unilevers' Pureit Brand and meet the Unilever Sustainable Living Plan ambition of providing 150 billion liters of water by 2020. The program works on specific themes towards meeting microbiological safety using non-chemical means, making salt removal more sustainable and new benefits such as fruits & vegetable purification. The Company developed Reverse Osmosis based water purification device that also allows purification of fruits & vegetables. The program proposes to extend the consumer benefit to new areas to enhance the health and vitality of consumers.

Water - The programme continues to build technologies for water purification, while also investing in new areas of disruptive innovation towards more sustainable salt removal processes, and building a deeper understanding on the sensorial aspects.

Refreshment (Beverages)

DISCLAIMER : This Report is **PRIVATE & CONFIDENTIAL** and it is prepared at the request of and for its use by the Subscriber only. The Subscriber shall use the contents of the Report merely as an aid to its business. Mira Inform Private Limited ("MIPL") has collated information/data in the Report, which have not been verified unless otherwise specifically mentioned in the Report. The Subscriber shall independently verify the accuracy and correctness of the information/data before in any way acting upon the same. MIPL shall not be liable for any harm, injury, loss or damage caused to the Subscriber due to default by the Subscriber's debtors/beneficiaries in fulfilling their obligations of any nature whatsoever. This Report or any of its portion shall not be used as a documentary evidence or otherwise before any investigative agencies or forum of law. This Report is confidential and proprietary to MIPL. The Subscriber and/or any other person(s) may not reproduce, publish or disclose any of the contents of the Report to others without the express authorization of MIPL. This Report is prepared and issued to the Subscriber without any risk, responsibility or liability on the part of MIPL or its officials.

R & D efforts in Beverages in the company focus on improving sustainability of tea, being able to deliver more from less and developing consumer liked teas. Research is being conducted in improving efficiency of converting precursors to sensory molecules to deliver improved color, taste and aroma. Significant progress has been made on this and many leads are being tested in factories. The knowledge is being used to deliver consumer benefits while keeping sustainability at their heart. Research is focusing on mapping genetic diversity of tea to ensure that this diversity is preserved. Understanding impact of tea processing on tea quality is also being progressed. Many of these new products are in concept and consumer work. With the above research program the Company aims to future proof tea while meeting and exceeding the consumer expectations from its tea products.

PERSONAL CARE (SKIN CLEANSING & SKIN CARE)

Personal Care R&D efforts developed sunscreen and skin lightening based innovations to support Ponds, Fair & Lovely and Vaseline brands.

The understanding of color and optics has been extended to further support deodorant and oral brands like Rexona and Pepsodent. The superior anti-microbial program supported launches in skin-care anti-acne and Deo in SEA, US and Europe. Novel more potent anti-microbial actives, actives for lightening and technologies for photo-protection are being leveraged to explore benefits for superior benefits across personal care. In addition, R&D efforts are directed towards building an understanding of microbial ecosystems on the body and their association with various consumer relevant endpoints. The program also engages in cutting edge science and technology to enhance the bodys' immunity to harmful microbes. With its strong scientific expertise and potential to deliver high value technologies, India continues to occupy a premier position in Unilever R&D. With the strong support from R&D as well as the brand development capabilities, the Company is well placed to meet the challenges arising from the increased competition intensity and the opportunities to drive faster growth. The Company is working towards further strengthening the in-house scientific capabilities of the Indian R&D function and building new expertise bases to retain the competitive edge in the market place. The program has very strong academic connects within and outside India.

STRATEGIC SCIENCE GROUP

The Strategic Science Group program works closely across the different categories delivering new insights and technology options allowing the development of future looking technologies for new products and claims. Specifically:

- Working with Personal Care and Home Care to deliver hygiene benefits through novel antimicrobial technologies and generates category relevant translatable insights in the areas of human and environmental microbiome.
- Exploring new ways to discover and exploit hair and skin benefits using Natural/Herbal extracts through their personal care portfolio both regionally and globally.
- Scoping and exploring novel insights and potential intervention targets for impacting chronic inflammation on skin and oral health to cater to the needs of their personal care category.
- Developing technologies involving novel Materials and novel Processes for Home Care, Personal Care as well as new emerging areas such as Water & Air purification.

INDEX OF CHARGES: NO CHARGES EXISTS FOR COMPANY

CHANGE OF ADDRESS:

Registered address of the company has been shifted from 165/166, Backbay165/166 Backbay Reclamation Mumbai - 400020, Maharashtra, India to the present address w.e.f 01.01.2012.

DISCLAIMER : This Report is **PRIVATE & CONFIDENTIAL** and it is prepared at the request of and for its use by the Subscriber only. The Subscriber shall use the contents of the Report merely as an aid to its business. Mira Inform Private Limited ("MIPL") has collated information/data in the Report, which have not been verified unless otherwise specifically mentioned in the Report. The Subscriber shall independently verify the accuracy and correctness of the information/data before in any way acting upon the same. MIPL shall not be liable for any harm, injury, loss or damage caused to the Subscriber due to default by the Subscriber's debtors/beneficiaries in fulfilling their obligations of any nature whatsoever. This Report or any of its portion shall not be used as a documentary evidence or otherwise before any investigative agencies or forum of law. This Report is confidential and proprietary to MIPL. The Subscriber and/or any other person(s) may not reproduce, publish or disclose any of the contents of the Report to others without the express authorization of MIPL. This Report is prepared and issued to the Subscriber without any risk, responsibility or liability on the part of MIPL or its officials.

COMPANY INFORMATION

The Company is a private limited company domiciled in India. The Company (bearing CIN number U24110MH1994PTC081672) is mainly engaged in research related activities, carrying out Business processes outsourcing activities by leveraging information technology services for its group companies and has a deodorant manufacturing plant at Khamgaon location.

FIXED ASSETS

Tangible Assets

- Land
- Building
- Furniture and Fixture
- Computer
- Plant and Machinery
- Vehicle
- Office Equipment
- Computer Accessories

Intangible Assets

- Computer Software
- Goodwill

CMT REPORT (Corruption, Money Laundering & Terrorism)

The Public Notice information has been collected from various sources including but not limited to: **The Courts, India Prisons Service, Interpol, etc.**

1] INFORMATION ON DESIGNATED PARTY

No exist designating subject or any of its beneficial owners, controlling shareholders or senior officers as terrorist or terrorist organization or whom notice had been received that all financial transactions involving their assets have been blocked or convicted, found guilty or against whom a judgement or order had been entered in a proceedings for violating money-laundering, anti-corruption or bribery or international economic or anti-terrorism sanction laws or whose assets were seized, blocked, frozen or ordered forfeited for violation of money laundering or international anti-terrorism laws.

2] Court Declaration :

No records exist to suggest that subject is or was the subject of any formal or informal allegations, prosecutions or other official proceeding for making any prohibited payments or other improper payments to government officials for engaging in prohibited transactions or with designated parties.

3] Asset Declaration :

No records exist to suggest that the property or assets of the subject are derived from criminal conduct or a prohibited transaction.

4] Record on Financial Crime :

Charges or conviction registered against subject: **None**

5] Records on Violation of Anti-Corruption Laws :

Charges or investigation registered against subject: **None**

6] Records on Int'l Anti-Money Laundering Laws/Standards :

Charges or investigation registered against subject: **None**

7] Criminal Records

No available information exist that suggest that subject or any of its principals have been formally charged or convicted by a competent governmental authority for any financial crime or under any formal investigation by a competent government authority for any violation of anti-corruption laws or international anti-money laundering laws or standard.

8] Affiliation with Government :

No record exists to suggest that any director or indirect owners, controlling shareholders, director, officer or employee of the company is a government official or a family member or close business associate of a Government official.

9] Compensation Package :

Our market survey revealed that the amount of compensation sought by the subject is fair and reasonable and comparable to compensation paid to others for similar services.

10] Press Report :

No press reports / filings exists on the subject.

CORPORATE GOVERNANCE

MIRA INFORM as part of its Due Diligence do provide comments on Corporate Governance to identify management and governance. These factors often have been predictive and in some cases have created vulnerabilities to credit deterioration.

Our Governance Assessment focuses principally on the interactions between a company's management, its Board of Directors, Shareholders and other financial stakeholders.

CONTRAVENTION

Subject is not known to have contravened any existing local laws, regulations or policies that prohibit, restrict or otherwise affect the terms and conditions that could be included in the agreement with the subject.

FOREIGN EXCHANGE RATES

Currency	Unit	INR
US Dollar	1	INR 74.13
UK Pound	1	INR 97.63
Euro	1	INR 85.26

INFORMATION DETAILS

Information Gathered by :	GYT
Analysis Done by :	PYK
Report Prepared by :	MTN

SCORE FACTORS

DEMERIT POINTS		
--BANK CHARGES	YES/NO	NO
--LITIGATION	YES/NO	NO
--OTHER ADVERSE INFORMATION	YES/NO	NO
MERIT POINTS		
--SOLE DISTRIBUTORSHIP	YES/NO	NO
--EXPORT ACTIVITIES	YES/NO	NO
--AFFILIATION	YES/NO	YES
--LISTED	YES/NO	NO
--OTHER MERIT FACTORS	YES/NO	YES

RATING EXPLANATIONS

Credit Rating	Explanation	Rating Comments
A++	Minimum Risk	Business dealings permissible with minimum risk of default
A+	Low Risk	Business dealings permissible with low risk of default
A	Acceptable Risk	Business dealings permissible with moderate risk of default
B	Medium Risk	Business dealings permissible on a regular monitoring basis
C	Medium High Risk	Business dealings permissible preferably on secured basis
D	High Risk	Business dealing not recommended or on secured terms only
NB	New Business	No recommendation can be done due to business in infancy stage
NT	No Trace	No recommendation can be done as the business is not traceable

NB is stated where there is insufficient information to facilitate rating. However, it is not to be considered as unfavourable.

This score serves as a reference to assess SC's credit risk and to set the amount of credit to be extended. It is calculated from a composite of weighted scores obtained from each of the major sections of this report. The assessed factors are as follows:

- Financial condition covering various ratios
- Company background and operations size
- Promoters / Management background
- Payment record
- Litigation against the subject
- Industry scenario / competitor analysis
- Supplier / Customer / Banker review (wherever available)

DISCLAIMER : This Report is **PRIVATE & CONFIDENTIAL** and it is prepared at the request of and for its use by the Subscriber only. The Subscriber shall use the contents of the Report merely as an aid to its business. Mira Inform Private Limited ("MIPL") has collated information/data in the Report, which have not been verified unless otherwise specifically mentioned in the Report. The Subscriber shall independently verify the accuracy and correctness of the information/data before in any way acting upon the same. MIPL shall not be liable for any harm, injury, loss or damage caused to the Subscriber due to default by the Subscriber's debtors/beneficiaries in fulfilling their obligations of any nature whatsoever. This Report or any of its portion shall not be used as a documentary evidence or otherwise before any investigative agencies or forum of law. This Report is confidential and proprietary to MIPL. The Subscriber and/or any other person(s) may not reproduce, publish or disclose any of the contents of the Report to others without the express authorization of MIPL. This Report is prepared and issued to the Subscriber without any risk, responsibility or liability on the part of MIPL or its officials.