

## MIRA INFORM REPORT

Report No. :	534176
Report Date :	11.10.2018

### IDENTIFICATION DETAILS

Name :	VIJAY FASHIONS LIMITED
Registered Office :	Lopian Gross Barnett & Co, 6th Floor, Cardinal House, Manchester, M3 2LG
Country :	United Kingdom
Financials (as on) :	30.06.2017
Date of Incorporation :	16.05.2001
Com. Reg. No.:	04217882
Legal Form :	Private Limited with Share Capital
Line of Business :	Wholesale of Clothing and Footwear
No. of Employees :	31

### RATING & COMMENTS

(Mira Inform has adopted New Rating mechanism w.e.f. 23<sup>rd</sup> January 2017)

<b>MIRA's Rating :</b>	<b>A</b>
------------------------	----------

Credit Rating	Explanation	Rating Comments
A	Acceptable Risk	Business dealings permissible with moderate risk of default

Status :	Satisfactory
Payment Behaviour :	No Complaints
Litigation :	Clear

#### NOTES :

Any query related to this report can be made on e-mail : [infodept@mirainform.com](mailto:infodept@mirainform.com) while quoting report number, name and date.

**DISCLAIMER :** This Report is **PRIVATE & CONFIDENTIAL** and it is prepared at the request of and for its use by the Subscriber only. The Subscriber shall use the contents of the Report merely as an aid to its business. Mira Inform Private Limited ("MIPL") has collated information/data in the Report, which have not been verified unless otherwise specifically mentioned in the Report. The Subscriber shall independently verify the accuracy and correctness of the information/data before in any way acting upon the same. MIPL shall not be liable for any harm, injury, loss or damage caused to the Subscriber due to default by the Subscriber's debtors/beneficiaries in fulfilling their obligations of any nature whatsoever. This Report or any of its portion shall not be used as a documentary evidence or otherwise before any investigative agencies or forum of law. This Report is confidential and proprietary to MIPL. The Subscriber and/or any other person(s) may not reproduce, publish or disclose any of the contents of the Report to others without the express authorization of MIPL. This Report is prepared and issued to the Subscriber without any risk, responsibility or liability on the part of MIPL or its officials.

**ECGC Country Risk Classification List**

Country Name	Previous Rating (31.12.2017)	Current Rating (01.04.2018)
United Kingdom	A1	A1

Risk Category	ECGC Classification
Insignificant	A1
Low Risk	A2
Moderately Low Risk	B1
Moderate Risk	B2
Moderately High Risk	C1
High Risk	C2
Very High Risk	D

### UNITED KINGDOM - ECONOMIC OVERVIEW

The UK, a leading trading power and financial center, is the third largest economy in Europe after Germany and France. Agriculture is intensive, highly mechanized, and efficient by European standards, producing about 60% of food needs with less than 2% of the labor force. The UK has large coal, natural gas, and oil resources, but its oil and natural gas reserves are declining; the UK has been a net importer of energy since 2005. Services, particularly banking, insurance, and business services, are key drivers of British GDP growth. Manufacturing, meanwhile, has declined in importance but still accounts for about 10% of economic output.

In 2008, the global financial crisis hit the economy particularly hard, due to the importance of its financial sector. Falling home prices, high consumer debt, and the global economic slowdown compounded the UK's economic problems, pushing the economy into recession in the latter half of 2008 and prompting the then BROWN (Labour) government to implement a number of measures to stimulate the economy and stabilize the financial markets. Facing burgeoning public deficits and debt levels, in 2010 the then CAMERON-led coalition government (between Conservatives and Liberal Democrats) initiated an austerity program, which has continued under the Conservative government. However, the deficit still remains one of the highest in the G7, standing at 3.6% of GDP as of 2017, and the UK has pledged to lower its corporation tax from 20% to 17% by 2020. The UK had a debt burden of 90.4% GDP at the end of 2017.

The UK economy has begun to slow since the referendum vote to leave the EU in June 2016. A sustained depreciation of the British pound has increased consumer and producer prices, weighing on consumer spending without spurring a meaningful increase in exports. The UK has an extensive trade relationship with other EU members through its single market membership, and economic observers have warned the exit will jeopardize its position as the central location for European financial services. Prime Minister MAY is seeking a new "deep and special" trade relationship with the EU following the UK's exit. However, economists doubt that the UK will be able to preserve the benefits of EU membership without the obligations. The UK is expected to officially leave the EU by the end of March 2019.

Source : CIA

## **COMPANY SUMMARY**

### **Registered Address**

Lopian Gross Barnett & Co  
6th Floor, Cardinal House  
Manchester  
M3 2LG

### **Trading Address**

6th Floor  
Cardinal House  
20 St. Marys Parsonage  
Manchester, Lancashire  
M3 2LG

### **Trading Address**

120 Broughton Street, Manchester,  
M8 8AN

<b>Website Address</b>	<a href="http://www.vijayfashions.com">http://www.vijayfashions.com</a>
<b>Company Number</b>	04217882
<b>Telephone Number</b>	-
<b>Fax Number</b>	-
<b>TPS</b>	-
<b>FPS</b>	Yes
<b>Incorporation Date</b>	16/05/2001
<b>Previous Name</b>	-
<b>Type</b>	Private Limited with Share Capital
<b>FTSE Index</b>	-
<b>Date of Change</b>	-
<b>Filing Date of Accounts</b>	22/03/2018
<b>Currency</b>	GBP
<b>Share Capital</b>	£100
<b>SIC07</b>	46420
<b>Charity Number</b>	-
<b>SIC07 Description</b>	Wholesale of clothing and footwear
<b>Principal Activity</b>	Wholesale of clothing.

## **ADDITIONAL INFORMATION**

### **CCJ's**

0 (£0)

No CCJ Information To Display

**DISCLAIMER** : This Report is **PRIVATE & CONFIDENTIAL** and it is prepared at the request of and for its use by the Subscriber only. The Subscriber shall use the contents of the Report merely as an aid to its business. Mira Inform Private Limited ("MIPL") has collated information/data in the Report, which have not been verified unless otherwise specifically mentioned in the Report. The Subscriber shall independently verify the accuracy and correctness of the information/data before in any way acting upon the same. MIPL shall not be liable for any harm, injury, loss or damage caused to the Subscriber due to default by the Subscriber's debtors/beneficiaries in fulfilling their obligations of any nature whatsoever. This Report or any of its portion shall not be used as a documentary evidence or otherwise before any investigative agencies or forum of law. This Report is confidential and proprietary to MIPL. The Subscriber and/or any other person(s) may not reproduce, publish or disclose any of the contents of the Report to others without the express authorization of MIPL. This Report is prepared and issued to the Subscriber without any risk, responsibility or liability on the part of MIPL or its officials.

Ultimate Holding Company	-
Accountant	LOPIAN GROSS BARNETT & CO
Mortgages	1
Trade Debtors	-
Group	0 companies
Linkages	0 companies
Countries	In 0 countries

## **KEY FINANCIALS**

Year to Date	Turnover	Pre Tax Profit	Shareholder	Funds Employees
30.06.2017	-	-	£568,920	31
30.06.2016	-	-	£599,764	31
30.06.2015	-	-	£906,212	-

## **MORTGAGE SUMMARY**

Total Mortgage	1
Outstanding	1
Satisfied	0

## **TRADE DEBTORS / BAD DEBT SUMMARY**

Total Number of Documented Trade	6
Total Value of Documented Trade	£41,661

## **COMMENTARY**

This company has been treated as a Small company.
This company has only made late payments on a low percentage of invoices.
The latest Balance Sheet indicates a positive net working capital position.
The latest cash balances represent a positive level in terms of the overall outstanding creditor obligations.
There has been a reduction in shareholders funds compared with the previous balance sheet.
This company trades in an industry with a moderate level of corporate failures.

## CCJ

Total Number of Exact CCJs -	0	Total Value of Exact CCJs -	
Total Number of Possible CCJs -	0	Total Value of Possible CCJs -	
Total Number of Satisfied CCJs -	0	Total Value of Satisfied CCJs -	
Total Number of Writs -	-		

Total Current Directors	3	Total Current Secretaries	1
Total Previous Directors / Company Secretaries	2	Total Person's With Significant Control	2

## CURRENT DIRECTORS

<b>Title</b>	Mr	<b>Function</b>	Director
<b>Name</b>	Sohan Lal Jairath	<b>Nationality</b>	Indian
<b>Date of Birth</b>	10/1929	<b>Present Appointments</b>	1
<b>Latest Address</b>	Lopian Gross Barnett & Co 6th Floor, Cardinal Hous, 20 St Mary's Parsonage, Manchester	<b>Appointment Date</b>	16/05/2001
<b>Post Code</b>	M3 2LG		
<b>Title</b>		<b>Function</b>	Director
<b>Name</b>	Jatinder Kumar Jairath	<b>Nationality</b>	British
<b>Date of Birth</b>	09/1955	<b>Present Appointments</b>	2
<b>Latest Address</b>	Lopian Gross Barnett & Co 6th Floor, Cardinal Hous, 20 St Mary's Parsonage, Manchester	<b>Appointment Date</b>	16/05/2001
<b>Post Code</b>	M3 2LG		
<b>Title</b>	Mr	<b>Function</b>	Director
<b>Name</b>	Davinder Kumar Jairath	<b>Nationality</b>	British
<b>Date of Birth</b>	12/1958	<b>Present Appointments</b>	3
<b>Latest Address</b>	Lopian Gross Barnett & Co 6th Floor, Cardinal Hous, 20 St Mary's Parsonage, Manchester	<b>Appointment Date</b>	16/05/2001
<b>Post Code</b>	M3 2LG		









## **CURRENT COMPANY SECRETARY**

<b>Title</b>		<b>Function</b>	Company Secretary
<b>Name</b>	Jatinder Kumar Jairath	<b>Nationality</b>	British
<b>Date of Birth</b>	09/1955	<b>Present Appointments</b>	2
<b>Latest Address</b>	Lopian Gross Barnett & Co 6th Floor, Cardinal Hous, 20 St Mary's Parsonage, Manchester	<b>Appointment Date</b>	16/05/2001
<b>Post Code</b>	M3 2LG		








## **TOP SHAREHOLDERS**

Name	Currency	Share Count	Share Type	Nominal Value	% of Total Share Count
S.L. JAIRATH	GBP	20	ORDINARY	1	20
J.K. JAIRATH	GBP	20	ORDINARY	1	20
D. JAIRATH	GBP	20	ORDINARY	1	20
D.K. JAIRATH	GBP	20	ORDINARY	1	20
H. JAIRATH	GBP	20	ORDINARY	1	20












## **PROFIT & LOSS**

	Date Accounts Of	30/06/17	(%)	30/06/16	(%)	30/06/15	(%)	30/06/14	(%)	30/06/13
	<b>Weeks</b>	52	(%)	52	(%)	52	(%)	52	(%)	52
	<b>Currency</b>	GBP	(%)	GBP	(%)	GBP	(%)	GBP	(%)	GBP
	<b>Consolidated A/cs</b>	N	(%)	N	(%)	N	(%)	N	(%)	N
	<b>Turnover</b>	-	-	-	-	-	-	-	-	-
	Export	-	-	-	-	-	-	-	-	-
	Cost of Sales	-	-	-	-	-	-	-	-	-
	Gross Profit	-	-	-	-	-	-	-	-	-
	Wages & Salaries	-	-	-	-	-	-	-	-	-
	Directors Emoluments	-	-	-	-	-	-	-	-	-
	<b>Operating Profit</b>	-	-	-	-	-	-	-	-	-
	Depreciation	£17,287	-	£20,589	-	£24,997	21.3%	£20,609	-	£23,031







**DISCLAIMER** : This Report is **PRIVATE & CONFIDENTIAL** and it is prepared at the request of and for its use by the Subscriber only. The Subscriber shall use the contents of the Report merely as an aid to its business. Mira Inform Private Limited ("MIPL") has collated information/data in the Report, which have not been verified unless otherwise specifically mentioned in the Report. The Subscriber shall independently verify the accuracy and correctness of the information/data before in any way acting upon the same. MIPL shall not be liable for any harm, injury, loss or damage caused to the Subscriber due to default by the Subscriber's debtors/beneficiaries in fulfilling their obligations of any nature whatsoever. This Report or any of its portion shall not be used as a documentary evidence or otherwise before any investigative agencies or forum of law. This Report is confidential and proprietary to MIPL. The Subscriber and/or any other person(s) may not reproduce, publish or disclose any of the contents of the Report to others without the express authorization of MIPL. This Report is prepared and issued to the Subscriber without any risk, responsibility or liability on the part of MIPL or its officials.

			16%		17.6%				10.5%	
	Audit Fees	-	-	-	-	-	-	-	-	-
	Interest Payments	-	-	-	-	-	-	-	-	-
	<b>Pre Tax Profit</b>	-	-	-	-	-	-	-	-	-
	Taxation	-	-	-	-	-	-	-	-	-
	Profit After Tax	-	-	-	-	-	-	-	-	-
	Dividends Payable	-	-	-	-	-	-	-	-	-
	<b>Retained Profit</b>	-	-	-	-	-	-	-	-	-






## **BALANCE SHEET**

	Date Of Accounts	30/06/17	(%)	30/06/16	(%)	30/06/15	(%)	30/06/14	(%)	30/06/13
	Tangible Assets	£87,149	-24%	£114,730	-6.3%	£122,426	-8.8%	£134,204	6.5%	£126,012
	Intangible Assets	0	-	0	-	0	-	0	-	0
	<b>Total Fixed Assets</b>	<b>£87,149</b>	<b>-24%</b>	<b>£114,730</b>	<b>-6.3%</b>	<b>£122,426</b>	<b>-8.8%</b>	<b>£134,204</b>	<b>6.5%</b>	<b>£126,012</b>
	Stock	£669,925	-12.1%	£761,828	-19.9%	£950,813	23.1%	£772,151	12.9%	£683,696
	Trade Debtors	£1,082,237	54.3%	£701,315	-39.9%	£1,167,883	1.4%	£1,151,660	35.7%	£848,911
	Cash	£1,645,010	-40.5%	£2,762,702	11.1%	£2,486,380	-25.3%	£3,329,332	-42.1%	£5,754,807
	Other Debtors	£99,028	-24.3%	£130,879	-	0	-	0	-	0
	Miscellaneous Current Assets	0	-	0	-	0	-	0	-	0
	<b>Total Current Assets</b>	<b>£3,496,200</b>	<b>-19.8%</b>	<b>£4,356,724</b>	<b>-5.4%</b>	<b>£4,605,076</b>	<b>-12.3%</b>	<b>£5,253,143</b>	<b>-27.9%</b>	<b>£7,287,414</b>
	Trade Creditors	£699,647	23%	£568,959	-85%	£3,805,149	-8.7%	£4,166,585	-33.8%	£6,293,164
	Bank Loans &	£1,548,198	-35.9%	£2,416,368	-	0	-	0	-	0

**DISCLAIMER** : This Report is **PRIVATE & CONFIDENTIAL** and it is prepared at the request of and for its use by the Subscriber only. The Subscriber shall use the contents of the Report merely as an aid to its business. Mira Inform Private Limited ("MIPL") has collated information/data in the Report, which have not been verified unless otherwise specifically mentioned in the Report. The Subscriber shall independently verify the accuracy and correctness of the information/data before in any way acting upon the same. MIPL shall not be liable for any harm, injury, loss or damage caused to the Subscriber due to default by the Subscriber's debtors/beneficiaries in fulfilling their obligations of any nature whatsoever. This Report or any of its portion shall not be used as a documentary evidence or otherwise before any investigative agencies or forum of law. This Report is confidential and proprietary to MIPL. The Subscriber and/or any other person(s) may not reproduce, publish or disclose any of the contents of the Report to others without the express authorization of MIPL. This Report is prepared and issued to the Subscriber without any risk, responsibility or liability on the part of MIPL or its officials.

	Overdrafts		%							
	Other Short Term Finance	0	-	0	-	0	-	0	-	0
	Miscellaneous Current Liabilities	£755,737	- 14.7 %	£886,363	-	0	-	0	-	0
	<b>Total Current Liabilities</b>	<b>£3,003,582</b>	<b>- 22.4 %</b>	<b>£3,871,690</b>	<b>1.7%</b>	<b>£3,805,149</b>	<b>- 8.7%</b>	<b>£4,166,585</b>	<b>- 33.8 %</b>	<b>£6,293,164</b>
	Bank Loans & Overdrafts and LTL	£1,559,045	- 35.5 %	£2,416,368	999.9 %	£16,141	- 4.9%	£16,972	- 10.5 %	£18,971
	Other Long Term Finance	0	-	0	-	0	-	0	-	0
	<b>Total Long Term Liabilities</b>	<b>£10,847</b>	<b>-</b>	<b>0</b>	<b>-100%</b>	<b>£16,141</b>	<b>- 4.9%</b>	<b>£16,972</b>	<b>- 10.5 %</b>	<b>£18,971</b>






## **CAPITAL & RESERVES**

	Date Of Accounts	30/06/17	(%)	30/06/16	(%)	30/06/15	(%)	30/06/14	(%)	30/06/13
	Called Up Share Capital	£100	-	£100	-	£100	-	£100	-	£100
	P & L Account Reserve	£568,820	- 5.1 %	£599,664	- 33.8 %	£906,112	- 24.7 %	£1,203,690	9.3 %	£1,101,191
	Revaluation Reserve	-	-	-	-	-	-	-	-	-
	Sundry Reserves	-	-	-	-	-	-	-	-	-
	<b>Shareholder Funds</b>	<b>£568,920</b>	<b>- 5.1 %</b>	<b>£599,764</b>	<b>- 33.8 %</b>	<b>£906,212</b>	<b>- 24.7 %</b>	<b>£1,203,790</b>	<b>9.3 %</b>	<b>£1,101,291</b>





## **OTHER FINANCIAL ITEMS**

	Date Of Accounts	30/06/17	(%)	30/06/16	(%)	30/06/15	(%)	30/06/14	(%)	30/06/13



**DISCLAIMER** : This Report is **PRIVATE & CONFIDENTIAL** and it is prepared at the request of and for its use by the Subscriber only. The Subscriber shall use the contents of the Report merely as an aid to its business. Mira Inform Private Limited ("MIPL") has collated information/data in the Report, which have not been verified unless otherwise specifically mentioned in the Report. The Subscriber shall independently verify the accuracy and correctness of the information/data before in any way acting upon the same. MIPL shall not be liable for any harm, injury, loss or damage caused to the Subscriber due to default by the Subscriber's debtors/beneficiaries in fulfilling their obligations of any nature whatsoever. This Report or any of its portion shall not be used as a documentary evidence or otherwise before any investigative agencies or forum of law. This Report is confidential and proprietary to MIPL. The Subscriber and/or any other person(s) may not reproduce, publish or disclose any of the contents of the Report to others without the express authorization of MIPL. This Report is prepared and issued to the Subscriber without any risk, responsibility or liability on the part of MIPL or its officials.

	Net Worth	£568,920	-5.1%	£599,764	-33.8%	£906,212	-24.7%	£1,203,790	9.3%	£1,101,291
	Working Capital	£492,618	1.6%	£485,034	-39.4%	£799,927	-26.4%	£1,086,558	9.3%	£994,250
	Total Assets	£3,583,349	-19.9%	£4,471,454	-5.4%	£4,727,502	-12.2%	£5,387,347	-27.3%	£7,413,426
	Total Liabilities	£3,014,429	-22.1%	£3,871,690	1.3%	£3,821,290	-8.7%	£4,183,557	-33.7%	£6,312,135
	Net Assets	£568,920	-5.1%	£599,764	-33.8%	£906,212	-24.7%	£1,203,790	9.3%	£1,101,291

## CASH FLOW

	Date Of Accounts	30/06/17	(%)	30/06/16	(%)	30/06/15	(%)	30/06/14	(%)	30/06/13
	Net Cashflow from Operations	-	-	-	-	-	-	-	-	-
	Net Cashflow before Financing	-	-	-	-	-	-	-	-	-
	Net Cashflow from Financing	-	-	-	-	-	-	-	-	-
	Increase in Cash	-	-	-	-	-	-	-	-	-















## MISCELLANEOUS

	Date Of Accounts	30/06/17	(%)	30/06/16	(%)	30/06/15	(%)	30/06/14	(%)	30/06/13
	Contingent Liability	NO	-	NO	-	NO	-	NO	-	NO
	Capital Employed	£579,767	-3.3%	£599,764	-35%	£922,353	-24.4%	£1,220,762	9%	£1,120,262
	Number of Employees	32	3.2%	31	-	-	-	-	-	-
	Accountants	LOPIAN GROSS BARNETT & CO								
	Auditors									
	Auditor Comments	The company is exempt from audit								
	Bankers									
	Bank Branch									

**DISCLAIMER** : This Report is **PRIVATE & CONFIDENTIAL** and it is prepared at the request of and for its use by the Subscriber only. The Subscriber shall use the contents of the Report merely as an aid to its business. Mira Inform Private Limited ("MIPL") has collated information/data in the Report, which have not been verified unless otherwise specifically mentioned in the Report. The Subscriber shall independently verify the accuracy and correctness of the information/data before in any way acting upon the same. MIPL shall not be liable for any harm, injury, loss or damage caused to the Subscriber due to default by the Subscriber's debtors/beneficiaries in fulfilling their obligations of any nature whatsoever. This Report or any of its portion shall not be used as a documentary evidence or otherwise before any investigative agencies or forum of law. This Report is confidential and proprietary to MIPL. The Subscriber and/or any other person(s) may not reproduce, publish or disclose any of the contents of the Report to others without the express authorization of MIPL. This Report is prepared and issued to the Subscriber without any risk, responsibility or liability on the part of MIPL or its officials.

	Code	
--	------	--

## **RATIOS**

	Date Of Accounts	30/06/17	30/06/16	30/06/15	30/06/14	30/06/13
	Pre-tax profit margin %	-	-	-	-	-
	Current ratio	1.16	1.13	1.21	1.26	1.16
	Sales/Net Working Capital	-	-	-	-	-
	Gearing %	274	402.90	1.80	1.40	1.70
	Equity in %	15.90	13.40	19.20	22.30	14.90
	Creditor Days	-	-	-	-	-
	Debtor Days	-	-	-	-	-
	Liquidity/Acid Test	0.94	0.92	0.96	1.07	1.04
	Return On Capital Employed %	-	-	-	-	-
	Return On Total Assets Employed %	-	-	-	-	-
	Current Debt Ratio	5.27	6.45	4.19	3.46	5.71
	Total Debt Ratio	5.29	6.45	4.21	3.47	5.73
	Stock Turnover Ratio %	-	-	-	-	-
	Return on Net Assets Employed %	-	-	-	-	-

### **Report Notes**

There are no notes to display.

### **Status History**

No Status History found

## **EVENT HISTORY**

Date	Description
18/05/2018	Confirmation Statement
27/03/2018	New Accounts Filed
27/03/2018	New Accounts Filed
08/07/2017	Payment Data Update Received
16/06/2017	New Accounts Filed
08/06/2017	Confirmation Statement

**DISCLAIMER** : This Report is **PRIVATE & CONFIDENTIAL** and it is prepared at the request of and for its use by the Subscriber only. The Subscriber shall use the contents of the Report merely as an aid to its business. Mira Inform Private Limited ("MIPL") has collated information/data in the Report, which have not been verified unless otherwise specifically mentioned in the Report. The Subscriber shall independently verify the accuracy and correctness of the information/data before in any way acting upon the same. MIPL shall not be liable for any harm, injury, loss or damage caused to the Subscriber due to default by the Subscriber's debtors/beneficiaries in fulfilling their obligations of any nature whatsoever. This Report or any of its portion shall not be used as a documentary evidence or otherwise before any investigative agencies or forum of law. This Report is confidential and proprietary to MIPL. The Subscriber and/or any other person(s) may not reproduce, publish or disclose any of the contents of the Report to others without the express authorization of MIPL. This Report is prepared and issued to the Subscriber without any risk, responsibility or liability on the part of MIPL or its officials.

22/05/2017	Change in Reg.Office
22/05/2017	Change of Company Postcode
09/05/2017	Payment Data Update Received
18/04/2017	Payment Data Update Received
18/06/2016	Annual Returns
30/03/2016	Payment Data Update Received
29/03/2016	New Accounts Filed
02/06/2015	Annual Returns
01/04/2015	New Accounts Filed

**Previous Company Names**

No Previous Names found
-------------------------

**Writ Details**

No writs found
----------------

**Statistics**

<b>Group</b>	-
<b>Linkages</b>	0 companies
<b>Countries</b>	In 0 countries

**Summary**

<b>Holding Company</b>	-
<b>Ownership Status</b>	
<b>Ultimate Holding Company</b>	-

**Group StructureFull**

No Group Structure
--------------------

***MORTGAGE DETAILS***

<b>Mortgage Type:</b>	DEBENTURE
<b>Date Charge Created:</b>	03/07/02
<b>Date Charge Registered:</b>	18/07/02
<b>Date Charge Satisfied:</b>	-
<b>Status:</b>	OUTSTANDING
<b>Person(s) Entitled:</b>	NATIONAL WESTMINSTER BANK PLC
<b>Amount Secured:</b>	ALL MONIES DUE OR TO BECOME DUE FROM THE COMPANY TO THE CHARGE ON ANY ACCOUNT WHATSOEVER
<b>Details:</b>	FIXED AND FLOATING CHARGES OVER THE UNDERTAKING AND ALL PROPERTY AND ASSETS PRESENT AND FUTURE INCLUDING GOODWILL BOOKDEBTS UNCALLED CAPITAL BUILDINGS FIXTURES FIXED PLANT AND MACHINERY

## **CREDITOR DETAILS**

	Total Number	Total Value
Trade Creditors	0	-
No Creditor Data		

## **TRADE DEBTORS / BAD DEBT DETAIL**

	Total Number of Documented Trade	Total Value of Documented Trade	
Trade Debtors	6	£41,661	
Company Name	Amount	Statement Date	
Woodville (Pc) Ltd	£15,122	05/04/2012	
Sareens UK Ltd	£11,604	11/01/2013	
Norland Wools Limited	£8,150	26/02/2016	
P M L Trading Ltd	£4,881	11/02/2014	
Marlene Joyce (Fashions) Limited	£1,454	12/04/2018	
Value Point Limited	£450	29/05/2013	

## **PREVIOUS DIRECTOR/COMPANY SECRETARIES**

Name	Current Active Appointments	Previous Appointments	Dissolved Companies
COMPANY DIRECTORS LIMITED	42	46685	158923
TEMPLE SECRETARIES LIMITED	70	47391	162179
<b>Total Persons With Significant Control</b>	2	<b>Total Statements</b>	0
<b>Active</b>	2	<b>Active</b>	0
<b>Ceased</b>	0	<b>Ceased</b>	0

## **ACTIVE PERSONS WITH SIGNIFICANT CONTROL**

Name	Jatinder Kumar Jairath	Kind	Individual Person With Significant Control
Address	Lopian Gross Barnett & Co 6th Floor, Cardinal House, 20 St Mary's Parsonage, Manchester	Country Of Residence	England
Post Code	M3 2LG	Nationality	British
Date of Birth	09/1955	Notified On	06/04/2016
Nature Of	Has significant influence or control		

**DISCLAIMER** : This Report is **PRIVATE & CONFIDENTIAL** and it is prepared at the request of and for its use by the Subscriber only. The Subscriber shall use the contents of the Report merely as an aid to its business. Mira Inform Private Limited ("MIPL") has collated information/data in the Report, which have not been verified unless otherwise specifically mentioned in the Report. The Subscriber shall independently verify the accuracy and correctness of the information/data before in any way acting upon the same. MIPL shall not be liable for any harm, injury, loss or damage caused to the Subscriber due to default by the Subscriber's debtors/beneficiaries in fulfilling their obligations of any nature whatsoever. This Report or any of its portion shall not be used as a documentary evidence or otherwise before any investigative agencies or forum of law. This Report is confidential and proprietary to MIPL. The Subscriber and/or any other person(s) may not reproduce, publish or disclose any of the contents of the Report to others without the express authorization of MIPL. This Report is prepared and issued to the Subscriber without any risk, responsibility or liability on the part of MIPL or its officials.

<b>Control</b>			
<b>Name</b>	Mr Davinder Kumar Jairath	<b>Kind</b>	Individual Person With Significant Control
<b>Address</b>	Lopian Gross Barnett & Co 6th Floor, Cardinal House, 20 St Mary's Parsonage, Manchester	<b>Country Of Residence</b>	England
<b>Post Code</b>	M3 2LG	<b>Nationality</b>	British
<b>Date of Birth</b>	12/1958	<b>Notified On</b>	06/04/2016
<b>Nature Of Control</b>	Has significant influence or control		

**Ceased Persons With Significant Control**

No Ceased Persons With Significant Control To Display

**Active Statements**

No Active Statements To Display

**Ceased Statements**

No Ceased Statements To Display

**FOREIGN EXCHANGE RATES**

Currency	Unit	Indian Rupees
US Dollar	1	INR 74.13
UK Pound	1	INR 97.63
Euro	1	INR 85.26
GBP	1	INR 98.37

**Note :** Above are approximate rates obtained from sources believed to be correct

**INFORMATION DETAILS**

<b>Analysis Done by :</b>	PRI
<b>Report Prepared by :</b>	TPT

**DISCLAIMER :** This Report is **PRIVATE & CONFIDENTIAL** and it is prepared at the request of and for its use by the Subscriber only. The Subscriber shall use the contents of the Report merely as an aid to its business. Mira Inform Private Limited ("MIPL") has collated information/data in the Report, which have not been verified unless otherwise specifically mentioned in the Report. The Subscriber shall independently verify the accuracy and correctness of the information/data before in any way acting upon the same. MIPL shall not be liable for any harm, injury, loss or damage caused to the Subscriber due to default by the Subscriber's debtors/beneficiaries in fulfilling their obligations of any nature whatsoever. This Report or any of its portion shall not be used as a documentary evidence or otherwise before any investigative agencies or forum of law. This Report is confidential and proprietary to MIPL. The Subscriber and/or any other person(s) may not reproduce, publish or disclose any of the contents of the Report to others without the express authorization of MIPL. This Report is prepared and issued to the Subscriber without any risk, responsibility or liability on the part of MIPL or its officials.

**RATING EXPLANATIONS**

Credit Rating	Explanation	Rating Comments
A++	Minimum Risk	Business dealings permissible with minimum risk of default
A+	Low Risk	Business dealings permissible with low risk of default
A	Acceptable Risk	Business dealings permissible with moderate risk of default
B	Medium Risk	Business dealings permissible on a regular monitoring basis
C	Medium High Risk	Business dealings permissible preferably on secured basis
D	High Risk	Business dealing not recommended or on secured terms only
NB	New Business	No recommendation can be done due to business in infancy stage
NT	No Trace	No recommendation can be done as the business is not traceable

NB is stated where there is insufficient information to facilitate rating. However, it is not to be considered as unfavourable.

This score serves as a reference to assess SC's credit risk and to set the amount of credit to be extended. It is calculated from a composite of weighted scores obtained from each of the major sections of this report. The assessed factors are as follows:

- Financial condition covering various ratios
- Company background and operations size
- Promoters / Management background
- Payment record
- Litigation against the subject
- Industry scenario / competitor analysis
- Supplier / Customer / Banker review (wherever available)