

MIRA INFORM REPORT

Report No. :	534285
Report Date :	12.10.2018

IDENTIFICATION DETAILS

Name :	KISWOK INDUSTRIES PRIVATE LIMITED
Registered Office :	11, Brabourne Road, Kolkata – 700001, West Bengal
Tel. No.:	91-33-22427920 / 26696658
Country :	India
Financials (as on) :	31.03.2017
Date of Incorporation :	07.05.1997
CIN No.: [Company Identification No.]	U67120WB1997PTC084263
Capital Investment / Paid-up Capital :	INR 50.000 Million
GSTN : [Goods & Service Tax Registration No.]	19AABCK3219P1Z6
PAN No.: [Permanent Account No.]	AABCK3219P
Legal Form :	Private Limited Liability Company
Line of Business :	Exporter and Dealer in all types of castings including iron castings, alloy iron castings, ductile iron castings, alloy steel castings, S.G. Iron castings, steel castings, rolling and ailed products. (As per Memorandum of Association – Registry Document)
No. of Employees :	Information denied by the management

RATING & COMMENTS

(Mira Inform has adopted New Rating mechanism w.e.f. 23rd January 2017)

MIRA's Rating :

A

DISCLAIMER : This Report is **PRIVATE & CONFIDENTIAL** and it is prepared at the request of and for its use by the Subscriber only. The Subscriber shall use the contents of the Report merely as an aid to its business. Mira Inform Private Limited ("MIPL") has collated information/data in the Report, which have not been verified unless otherwise specifically mentioned in the Report. The Subscriber shall independently verify the accuracy and correctness of the information/data before in any way acting upon the same. MIPL shall not be liable for any harm, injury, loss or damage caused to the Subscriber due to default by the Subscriber's debtors/beneficiaries in fulfilling their obligations of any nature whatsoever. This Report or any of its portion shall not be used as a documentary evidence or otherwise before any investigative agencies or forum of law. This Report is confidential and proprietary to MIPL. The Subscriber and/or any other person(s) may not reproduce, publish or disclose any of the contents of the Report to others without the express authorization of MIPL. This Report is prepared and issued to the Subscriber without any risk, responsibility or liability on the part of MIPL or its officials.

Credit Rating	Explanation	Rating Comments
A	Acceptable Risk	Business dealings permissible with moderate risk of default

Maximum Credit Limit :	USD 3000000
Status :	Good
Payment Behaviour :	Regular
Litigation :	Clear
Comments :	<p>Subject was incorporated in the year 1997 having fine track record.</p> <p>As per available financials of March 2017, the company has achieved marginal growth in its revenue as compared to its previous year along with fair profit margin during the year.</p> <p>Rating takes into consideration, the healthy financial risk profile marked by its adequate networth base and strong debt protection metrics</p> <p>Rating continue to derive strength from its long and established track record of its business operation backed by its extensive experience of its promoters' in casting industry.</p> <p>However, these rating strengths gets partially offset by the cyclicity inherent in the steel industry and company's presence in highly competitive market which result to inability of subject to scale up its operations without facing profitability pressures.</p> <p>Payments are reported to be regular.</p> <p>In view of aforesaid, the company can be considered for business dealings at usual trade terms and conditions.</p>

NOTES :

Any query related to this report can be made on e-mail : infodept@mirainform.com while quoting report number, name and date.

ECGC Country Risk Classification List

Country Name	Previous Rating (30.06.2018)	Current Rating (30.09.2018)
India	A1	A1

Risk Category	ECGC Classification
Insignificant	A1
Low Risk	A2

DISCLAIMER : This Report is **PRIVATE & CONFIDENTIAL** and it is prepared at the request of and for its use by the Subscriber only. The Subscriber shall use the contents of the Report merely as an aid to its business. Mira Inform Private Limited ("MIPL") has collated information/data in the Report, which have not been verified unless otherwise specifically mentioned in the Report. The Subscriber shall independently verify the accuracy and correctness of the information/data before in any way acting upon the same. MIPL shall not be liable for any harm, injury, loss or damage caused to the Subscriber due to default by the Subscriber's debtors/beneficiaries in fulfilling their obligations of any nature whatsoever. This Report or any of its portion shall not be used as a documentary evidence or otherwise before any investigative agencies or forum of law. This Report is confidential and proprietary to MIPL. The Subscriber and/or any other person(s) may not reproduce, publish or disclose any of the contents of the Report to others without the express authorization of MIPL. This Report is prepared and issued to the Subscriber without any risk, responsibility or liability on the part of MIPL or its officials.

Moderately Low Risk	B1
Moderate Risk	B2
Moderately High Risk	C1
High Risk	C2
Very High Risk	D

EXTERNAL AGENCY RATING

Rating Agency Name	Not Available
Rating	Not Available
Rating Explanation	Not Available
Date	Not Available

RBI DEFAULTERS' LIST STATUS

Subject's name is not enlisted as a defaulter in the publicly available RBI Defaulters' list.

EPF (Employee Provident Fund) DEFAULTERS' LIST STATUS

Subject's name is not enlisted as a defaulter in the publicly available EPF (Employee Provident Fund) Defaulters' list as of 31-03-2018.

BIFR (Board for Industrial & Financial Reconstruction) LISTING STATUS

Subject's name is not listed as a Sick Unit in the publicly available BIFR (Board for Industrial & Financial Reconstruction) list as of 12.10.2018

IBBI (Insolvency and Bankruptcy Board of India) LISTING STATUS

Subject's name is not listed in the publicly available IBBI (Insolvency and Bankruptcy Board of India) list as of report date.

INFORMATION DENIED BY

Name :	Mr. Rahul
Designation :	Finance Department
Contact No.:	91-33-22427920
Date :	10.10.2018

DISCLAIMER : This Report is **PRIVATE & CONFIDENTIAL** and it is prepared at the request of and for its use by the Subscriber only. The Subscriber shall use the contents of the Report merely as an aid to its business. Mira Inform Private Limited ("MIPL") has collated information/data in the Report, which have not been verified unless otherwise specifically mentioned in the Report. The Subscriber shall independently verify the accuracy and correctness of the information/data before in any way acting upon the same. MIPL shall not be liable for any harm, injury, loss or damage caused to the Subscriber due to default by the Subscriber's debtors/beneficiaries in fulfilling their obligations of any nature whatsoever. This Report or any of its portion shall not be used as a documentary evidence or otherwise before any investigative agencies or forum of law. This Report is confidential and proprietary to MIPL. The Subscriber and/or any other person(s) may not reproduce, publish or disclose any of the contents of the Report to others without the express authorization of MIPL. This Report is prepared and issued to the Subscriber without any risk, responsibility or liability on the part of MIPL or its officials.

LOCATIONS

Registered Office :	11, Brabourne Road, Kolkata – 700001, West Bengal, India
Tel. No.:	91-33-22427920 / 26696658
Fax No.:	91-33-26696661
E-Mail :	enquiry@kiswok.com
Website :	http://www.kiswok.com
Factory 1 : (Machine Shop)	62/1 Bhattanagar, Liluah, Howrah - 711203, West Bengal, India.
Factory 2: (Foundry)	Jalan Industrial Complex, Gate No.1, Bipranna Para, Via Begri, Domjur, Howrah- 711411, West Bengal, India
Factory 3: (Machine Shop)	1 Kundan Lane, Liluah, Howrah - 711203, West Bengal, India.
Factory 4: (Machine Shop)	Bipranna Para Via Begri (Inside Jalan Complex), Domjur, Howrah - 711411, West Bengal, India.

DIRECTORS

AS ON 31.03.2018

Name :	Mr. Shyam Sundar Kejriwal			
Designation :	Director			
Address :	243h,Block-J,New Alipore, Kolkata – 700053, West Bengal, India			
Date of Birth/Age :	11.02.1931			
Date of Appointment :	07.05.1997			
PAN No.:	AFUPK3044F			
DIN No.:	00347375			
Other Directorship:	CIN/FCRN	COMPANY NAME	BEGIN DATE	END DATE
	U70109WB1982PTC034670	SUPRA PROPERTIES PRIVATE LIMITED	16/12/1985	-
	U51900WB1955NPL022644	EPEC INDIA	12/05/2017	-
	U31100WB2008PTC125252	ANANDALOK PROPERTIES PRIVATE LIMITED	09/12/2009	-
Name :	Mr. Bimal Kumar Kejriwal			
Designation :	Director			
Address :	243h, Block J, New Alipore, Kolkata – 700053, West Bengal, India			
Date of Birth/Age :	16.10.1952			
Date of Appointment :	07.05.1997			
PAN No.:	AFSPK9377F			
DIN No.:	00347431			
Other Directorship:				

DISCLAIMER : This Report is **PRIVATE & CONFIDENTIAL** and it is prepared at the request of and for its use by the Subscriber only. The Subscriber shall use the contents of the Report merely as an aid to its business. Mira Inform Private Limited ("MIPL") has collated information/data in the Report, which have not been verified unless otherwise specifically mentioned in the Report. The Subscriber shall independently verify the accuracy and correctness of the information/data before in any way acting upon the same. MIPL shall not be liable for any harm, injury, loss or damage caused to the Subscriber due to default by the Subscriber's debtors/beneficiaries in fulfilling their obligations of any nature whatsoever. This Report or any of its portion shall not be used as a documentary evidence or otherwise before any investigative agencies or forum of law. This Report is confidential and proprietary to MIPL. The Subscriber and/or any other person(s) may not reproduce, publish or disclose any of the contents of the Report to others without the express authorization of MIPL. This Report is prepared and issued to the Subscriber without any risk, responsibility or liability on the part of MIPL or its officials.

CIN/FCRN	Company Name	Begin Date	End Date
U27106WB1980PLC033160	SUPRA EXPORTS LTD	17/02/2014	-
U27209WB1974PLC029209	VIVEK ENGINEERING AND CASTING LIMITED	01/02/2014	-
U70109WB1982PTC034670	SUPRA PROPERTIES PVT LTD	09/10/1985	-
Name : Mr. Raj Kumar Kejriwal			
Designation : Director			
Address : 243h, Block J, New Alipore, Kolkata – 700053, West Bengal, India			
Date of Birth/Age : 14.11.1948			
Date of Appointment : 07.05.1997			
PAN No.: AERPK1088D			
DIN No.: 00347544			
Other Directorship:			
CIN/FCRN	COMPANY NAME	BEGIN DATE	END DATE
U31100WB2008PTC125252	ANANDALOK PROPERTIES PRIVATE LIMITED	09/12/2009	-
Name : Mr. Mayank Kejriwal			
Designation : Director			
Address : 243h, Block J, New Alipore, Kolkata – 700053, West Bengal, India			
Date of Birth/Age : 19.02.1981			
Date of Appointment : 01.02.2014			
PAN No.: ALAPK1975F			
DIN No.: 02720935			
Other Directorship:			
CIN/FCRN	Company Name	Begin Date	End Date
U27106WB1980PLC033160	SUPRA EXPORTS LIMITED	01/12/2013	-
U31100WB2008PTC125252	ANANDALOK PROPERTIES PRIVATE LIMITED	02/03/2018	-
U70109WB1982PTC034670	SUPRA PROPERTIES PRIVATE LIMITED	02/08/2018	-

KEY EXECUTIVES

Name :	Mr. Nilesh
Designation :	Accounts Department

MAJOR SHAREHOLDERS

AS ON 31.03.2017

Names of Shareholders	No. of Shares
Shyam Sundar Kejriwal	450000
Raj Kumar Kejriwal	347600

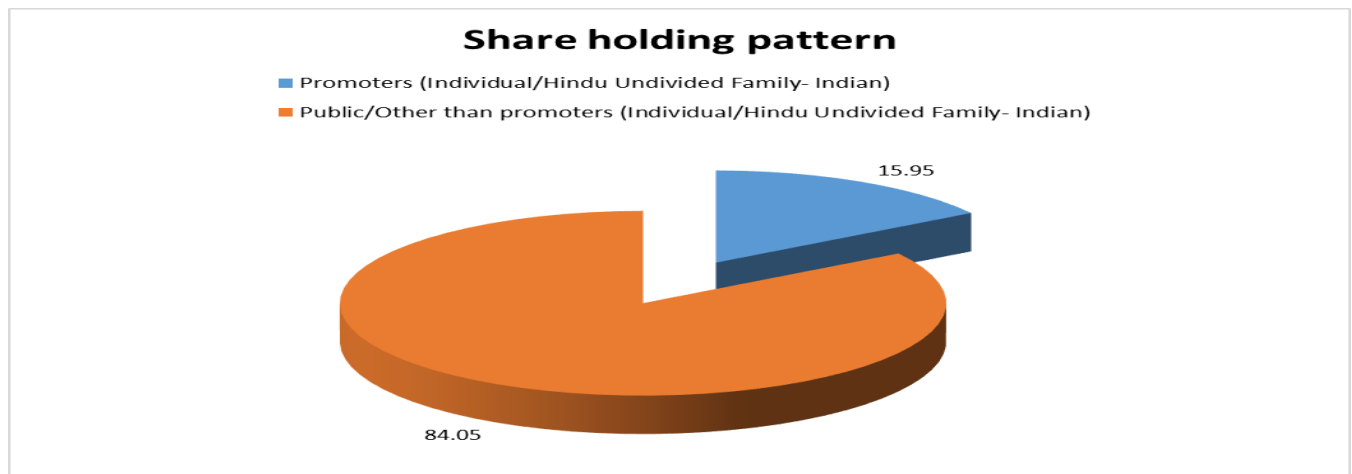
DISCLAIMER : This Report is **PRIVATE & CONFIDENTIAL** and it is prepared at the request of and for its use by the Subscriber only. The Subscriber shall use the contents of the Report merely as an aid to its business. Mira Inform Private Limited ("MIPL") has collated information/data in the Report, which have not been verified unless otherwise specifically mentioned in the Report. The Subscriber shall independently verify the accuracy and correctness of the information/data before in any way acting upon the same. MIPL shall not be liable for any harm, injury, loss or damage caused to the Subscriber due to default by the Subscriber's debtors/beneficiaries in fulfilling their obligations of any nature whatsoever. This Report or any of its portion shall not be used as a documentary evidence or otherwise before any investigative agencies or forum of law. This Report is confidential and proprietary to MIPL. The Subscriber and/or any other person(s) may not reproduce, publish or disclose any of the contents of the Report to others without the express authorization of MIPL. This Report is prepared and issued to the Subscriber without any risk, responsibility or liability on the part of MIPL or its officials.

Padma Kejriwal	1250200
Mayank Kejriwal	1163000
Raj Kumar Kejriwal (HUF)	952100
Varsha Kejriwal	837100
Total	5000000

Equity Share Break up (Percentage of Total Equity)

AS ON 30.09.2017

Category	Percentage
Promoters (Individual/Hindu Undivided Family- Indian)	15.95
Public/Other than promoters (Individual/Hindu Undivided Family- Indian)	84.05
Total	100.00



BUSINESS DETAILS

Line of Business :	Exporter and Dealer in all types of castings including iron castings, alloy iron castings, ductile iron castings, alloy steel castings, S.G. Iron castings, steel castings, rolling and ailed products. (As per Memorandum of Association – Registry Document)	
Products / Services :	Name and Description of main products / services	NIC Code of the Product/service
	Casting	99893101
Brand Names :	Not Available	
Agencies Held :	Not Available	
Exports :	Not Divulged	

DISCLAIMER : This Report is **PRIVATE & CONFIDENTIAL** and it is prepared at the request of and for its use by the Subscriber only. The Subscriber shall use the contents of the Report merely as an aid to its business. Mira Inform Private Limited ("MIPL") has collated information/data in the Report, which have not been verified unless otherwise specifically mentioned in the Report. The Subscriber shall independently verify the accuracy and correctness of the information/data before in any way acting upon the same. MIPL shall not be liable for any harm, injury, loss or damage caused to the Subscriber due to default by the Subscriber's debtors/beneficiaries in fulfilling their obligations of any nature whatsoever. This Report or any of its portion shall not be used as a documentary evidence or otherwise before any investigative agencies or forum of law. This Report is confidential and proprietary to MIPL. The Subscriber and/or any other person(s) may not reproduce, publish or disclose any of the contents of the Report to others without the express authorization of MIPL. This Report is prepared and issued to the Subscriber without any risk, responsibility or liability on the part of MIPL or its officials.

Imports :	Not Divulged
Terms :	Not Divulged

PRODUCTION STATUS – (NOT AVAILABLE)

GENERAL INFORMATION

Suppliers :	Reference :	Not Divulged
	Name of the Person :	--
	Contact No.:	--
	Since How Long Known :	--
	Maximum Limit Dealt :	--
	Experience :	--
	Remark:	--
Customers :	<ul style="list-style-type: none"> • Tata Motors Limited • Agricast • Kramp • IVRCL Infrastructure and Projects Limited • Al Jabor • SUEZ Environment • Larsen And Toubro • Ramky Group 	
No. of Employees :	Information denied by the management	
Bankers :	Banker Name :	Kotak Mahindra Bank Limited
	Branch :	27BKC, C 27, G Block, Bandra Kurla Complex, Bandra (East), Mumbai-400051, Maharashtra, India
	Person Name (With Designation) :	--
	Contact Number :	--
	Name of Account Holder :	--
	Account Number :	--
	Account Since (Date/Year of Account Opening) :	--
	Average Balance Maintained :	--
	Credit Facilities Enjoyed (CC/OD/Term Loan) :	--
	Account Operation :	--
	Remark :	--
Facilities :	(INR In Million)	
	SECURED LOAN	As on
		As on

	31.03.2017	31.03.2016
LONG TERM BORROWING		
Other loans and advances	3.398	0.000
SHORT TERM BORROWING		
Other loans and advances, others	231.923	96.118
Total	235.321	96.118

Auditors :	
Name :	J. Loyalka and Company Chartered Accountants
Address :	16, Mango Lane, Kolkata – 700001, India
PAN N Income-tax PAN of auditor or auditor's firm :	AABFJ8067H
Memberships :	Not Available
Collaborators :	Not Available
Enterprises which are owned, have significant influence are partners with Key management personnel and their relatives:	<ul style="list-style-type: none"> • Anandalok Properties Private Limited • Vivek Engineerng And Casting Limited • Supra Properties Private Limited • Raj Kumar Kejriwal HUF

CAPITAL STRUCTURE

AS ON 30.09.2017

Authorised Capital :

No. of Shares	Type	Value	Amount
5000000	Equity Shares	INR 10/- each	INR 50.000 Million

Issued, Subscribed & Paid-up Capital :

No. of Shares	Type	Value	Amount
5000000	Equity Shares	INR 10/- each	INR 50.000 Million

FINANCIAL DATA
[all figures are INR Million]

ABRIDGED BALANCE SHEET

SOURCES OF FUNDS	31.03.2017	31.03.2016	31.03.2015
I. EQUITY AND LIABILITIES			
(1) Shareholders' Funds			
(a) Share Capital	50.000	50.000	50.000
(b) Reserves and Surplus	1121.151	978.176	848.807
(c) Money received against share warrants	0.000	0.000	0.000
(2) Share Application money pending allotment	0.000	0.000	0.000
Total Shareholders' Funds (1) + (2)	1171.151	1028.176	898.807
(3) Non-Current Liabilities			
(a) long-term borrowings	11.519	23.100	0.000
(b) Deferred tax liabilities (Net)	40.974	13.962	18.535
(c) Other long-term liabilities	0.000	0.000	0.000
(d) long-term provisions	13.985	9.492	10.115
Total Non-current Liabilities (3)	66.478	46.554	28.650
(4) Current Liabilities			
(a) Short-term borrowings	231.923	96.118	318.337
(b) Trade payables	68.987	14.491	20.294
(c) Other current liabilities	66.819	63.451	16.389
(d) Short-term provisions	1.396	20.377	0.657
Total Current Liabilities (4)	369.125	194.437	355.677
TOTAL	1606.754	1269.167	1283.134
II. ASSETS			
(1) Non-current assets			
(a) Fixed Assets			
(i) Tangible assets	592.191	478.623	473.790
(ii) Intangible Assets	0.000	0.000	0.000
(iii) Tangible assets capital work-in-progress	83.528	14.426	4.490
(iv) Intangible assets under development	0.000	0.000	0.000
(b) Non-current Investments	31.500	31.500	31.500
(c) Deferred tax assets (net)	0.000	0.000	0.000
(d) Long-term loans and advances	5.060	29.416	30.416
(e) Other Non-current assets	0.000	0.000	0.000
Total Non-Current Assets	712.279	553.965	540.196

DISCLAIMER : This Report is **PRIVATE & CONFIDENTIAL** and it is prepared at the request of and for its use by the Subscriber only. The Subscriber shall use the contents of the Report merely as an aid to its business. Mira Inform Private Limited ("MIPL") has collated information/data in the Report, which have not been verified unless otherwise specifically mentioned in the Report. The Subscriber shall independently verify the accuracy and correctness of the information/data before in any way acting upon the same. MIPL shall not be liable for any harm, injury, loss or damage caused to the Subscriber due to default by the Subscriber's debtors/beneficiaries in fulfilling their obligations of any nature whatsoever. This Report or any of its portion shall not be used as a documentary evidence or otherwise before any investigative agencies or forum of law. This Report is confidential and proprietary to MIPL. The Subscriber and/or any other person(s) may not reproduce, publish or disclose any of the contents of the Report to others without the express authorization of MIPL. This Report is prepared and issued to the Subscriber without any risk, responsibility or liability on the part of MIPL or its officials.

(2) Current assets			
(a) Current investments	0.000	0.000	0.000
(b) Inventories	258.853	209.063	286.850
(c) Trade receivables	353.883	293.793	335.029
(d) Cash and bank balances	11.761	22.027	40.157
(e) Short-term loans and advances	269.978	190.319	80.902
(f) Other current assets	0.000	0.000	0.000
Total Current Assets	894.475	715.202	742.938
TOTAL	1606.754	1269.167	1283.134

PROFIT & LOSS ACCOUNT

	PARTICULARS	31.03.2017	31.03.2016	31.03.2015
	SALES			
	Revenue from operations	2323.456	2304.047	1992.870
	Other Income	14.656	4.884	11.128
	TOTAL	2338.112	2308.931	2003.998
Less	EXPENSES			
	Cost of Materials Consumed	1072.309	1063.314	1157.793
	Changes in inventories of finished goods, work-in-progress and Stock-in-Trade	(18.134)	50.577	(93.205)
	Employee benefit expense	253.349	200.203	174.080
	CSR expenditure	0.974	0.000	0.000
	Other expenses	674.734	685.060	558.712
	Extraordinary items before tax	0.956	0.000	0.000
	TOTAL	1984.188	1999.154	1797.380
	PROFIT/ (LOSS) BEFORE INTEREST, TAX, DEPRECIATION AND AMORTISATION	353.924	309.777	206.618
Less	FINANCIAL EXPENSES	3.151	11.190	18.785
	PROFIT / (LOSS) BEFORE TAX, DEPRECIATION AND AMORTISATION	350.773	298.587	187.833
Less/ Add	DEPRECIATION/ AMORTISATION	85.258	91.512	117.510
	PROFIT/ (LOSS) BEFORE TAX	265.515	207.075	70.323
Less	TAX	122.540	82.278	27.158
	PROFIT/ (LOSS) AFTER TAX	142.975	124.797	43.165
	EARNINGS IN FOREIGN CURRENCY			

DISCLAIMER : This Report is **PRIVATE & CONFIDENTIAL** and it is prepared at the request of and for its use by the Subscriber only. The Subscriber shall use the contents of the Report merely as an aid to its business. Mira Inform Private Limited ("MIPL") has collated information/data in the Report, which have not been verified unless otherwise specifically mentioned in the Report. The Subscriber shall independently verify the accuracy and correctness of the information/data before in any way acting upon the same. MIPL shall not be liable for any harm, injury, loss or damage caused to the Subscriber due to default by the Subscriber's debtors/beneficiaries in fulfilling their obligations of any nature whatsoever. This Report or any of its portion shall not be used as a documentary evidence or otherwise before any investigative agencies or forum of law. This Report is confidential and proprietary to MIPL. The Subscriber and/or any other person(s) may not reproduce, publish or disclose any of the contents of the Report to others without the express authorization of MIPL. This Report is prepared and issued to the Subscriber without any risk, responsibility or liability on the part of MIPL or its officials.

F.O.B. Value of Exports	114.492	114.187	0.000
TOTAL EARNINGS	114.492	114.187	0.000
Earnings / (Loss) Per Share (INR)	28.59	24.95	8.63

CURRENT MATURITIES OF LONG TERM DEBT DETAILS

Particulars	31.03.2017	31.03.2016	31.03.2015
Current Maturities of Long term debt	0.000	0.000	1.090
Cash generated from operations	229.230	378.509	45.806
Net cash flows from (used in) operations	127.657	296.893	2.496

KEY RATIOS

EFFICIENCY RATIOS

PARTICULARS	31.03.2017	31.03.2016	31.03.2015
Average Collection Days (Sundry Debtors / Income * 365 Days)	55.59	46.54	61.36
Account Receivables Turnover (Income / Sundry Debtors)	6.57	7.84	5.95
Average Payment Days (Sundry Creditors / Purchases * 365 Days)	23.48	4.97	6.40
Inventory Turnover (Operating Income / Inventories)	1.37	1.48	0.72
Asset Turnover (Operating Income / Net Fixed Assets)	0.52	0.63	0.43

LEVERAGE RATIOS

PARTICULARS	31.03.2017	31.03.2016	31.03.2015
Debt Ratio ((Borrowing + Current Liabilities) / Total Assets)	0.24	0.17	0.28
Debt Equity Ratio (Total Liability / Networth)	0.21	0.12	0.36
Current Liabilities to Networth (Current Liabilities / Net Worth)	0.32	0.19	0.40

DISCLAIMER : This Report is **PRIVATE & CONFIDENTIAL** and it is prepared at the request of and for its use by the Subscriber only. The Subscriber shall use the contents of the Report merely as an aid to its business. Mira Inform Private Limited ("MIPL") has collated information/data in the Report, which have not been verified unless otherwise specifically mentioned in the Report. The Subscriber shall independently verify the accuracy and correctness of the information/data before in any way acting upon the same. MIPL shall not be liable for any harm, injury, loss or damage caused to the Subscriber due to default by the Subscriber's debtors/beneficiaries in fulfilling their obligations of any nature whatsoever. This Report or any of its portion shall not be used as a documentary evidence or otherwise before any investigative agencies or forum of law. This Report is confidential and proprietary to MIPL. The Subscriber and/or any other person(s) may not reproduce, publish or disclose any of the contents of the Report to others without the express authorization of MIPL. This Report is prepared and issued to the Subscriber without any risk, responsibility or liability on the part of MIPL or its officials.

Fixed Assets to Networth (Net Fixed Assets / Networth)	0.58	0.48	0.53
Interest Coverage Ratio (PBIT / Financial Charges)	112.32	27.68	11.00

PROFITABILITY RATIOS

PARTICULARS		31.03.2017	31.03.2016	31.03.2015
Net Profit Margin ((PAT / Sales) * 100)	%	6.15	5.42	2.17
Return on Total Assets ((PAT / Total Assets) * 100)	%	8.90	9.83	3.36
Return on Investment (ROI) ((PAT / Networth) * 100)	%	12.21	12.14	4.80

SOLVENCY RATIOS

PARTICULARS		31.03.2017	31.03.2016	31.03.2015
Current Ratio (Current Assets / Current Liabilities)		2.42	3.68	2.09
Quick Ratio ((Current Assets – Inventories) / Current Liabilities)		1.72	2.60	1.28
G-Score Ratio Financial (Networth / Total Assets)		0.73	0.81	0.70
G-Score Ratio Debt (Debts / Equity Capital)		4.87	2.38	6.39
G-Score Ratio Liquidity (Total Current Assets / Total Current Liabilities)		2.42	3.68	2.09

Total Liability = Short-term Debt + Long-term Debt + Current Maturities of Long-term debts

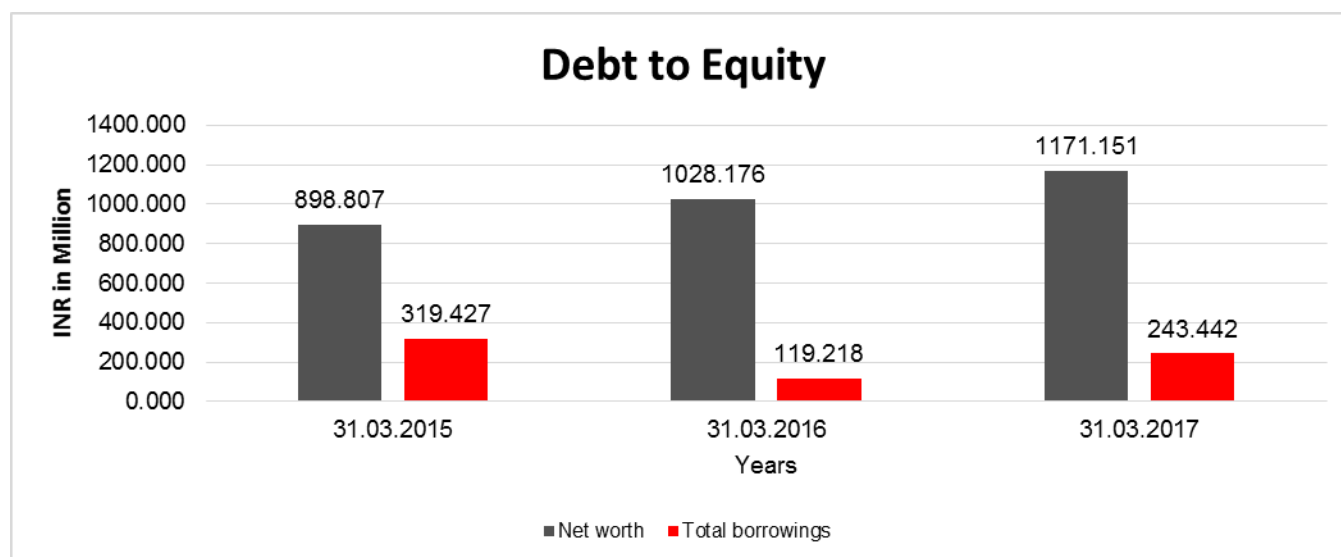
FINANCIAL ANALYSIS
[all figures are INR Million]

DEBT EQUITY RATIO

Particular	31.03.2015	31.03.2016	31.03.2017
	INR In Million	INR In Million	INR In Million
Share Capital	50.000	50.000	50.000
Reserves & Surplus	848.807	978.176	1121.151
Money received against share warrants	0.000	0.000	0.000

DISCLAIMER : This Report is **PRIVATE & CONFIDENTIAL** and it is prepared at the request of and for its use by the Subscriber only. The Subscriber shall use the contents of the Report merely as an aid to its business. Mira Inform Private Limited ("MIPL") has collated information/data in the Report, which have not been verified unless otherwise specifically mentioned in the Report. The Subscriber shall independently verify the accuracy and correctness of the information/data before in any way acting upon the same. MIPL shall not be liable for any harm, injury, loss or damage caused to the Subscriber due to default by the Subscriber's debtors/beneficiaries in fulfilling their obligations of any nature whatsoever. This Report or any of its portion shall not be used as a documentary evidence or otherwise before any investigative agencies or forum of law. This Report is confidential and proprietary to MIPL. The Subscriber and/or any other person(s) may not reproduce, publish or disclose any of the contents of the Report to others without the express authorization of MIPL. This Report is prepared and issued to the Subscriber without any risk, responsibility or liability on the part of MIPL or its officials.

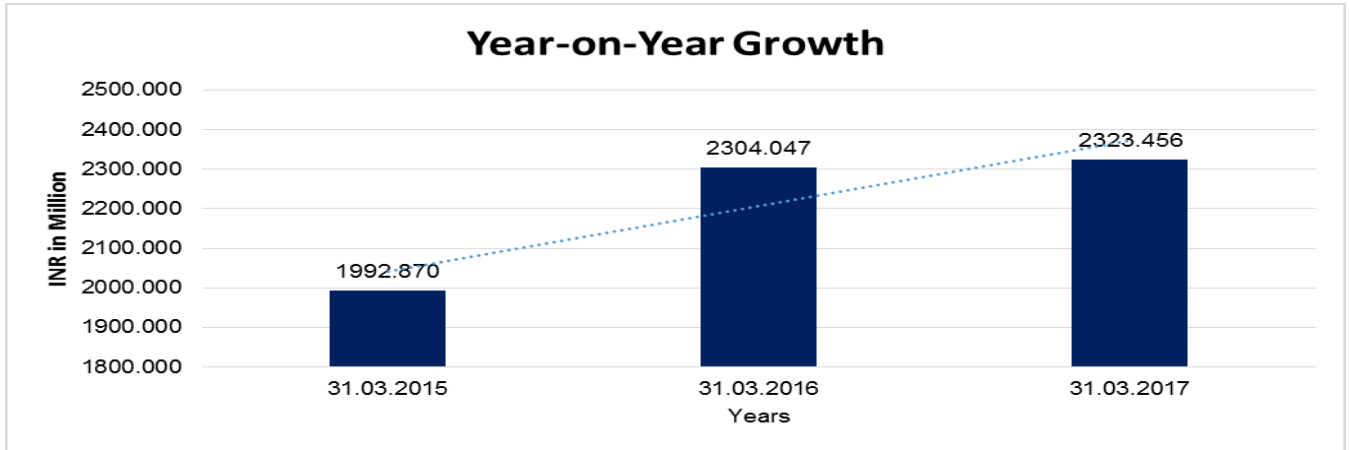
Share Application money pending allotment	0.000	0.000	0.000
Net worth	898.807	1028.176	1171.151
long-term borrowings	0.000	23.100	11.519
Short term borrowings	318.337	96.118	231.923
Current Maturities of Long term debt	1.090	0.000	0.000
Total borrowings	319.427	119.218	243.442
Debt/Equity ratio	0.355	0.116	0.208



YEAR-ON-YEAR GROWTH

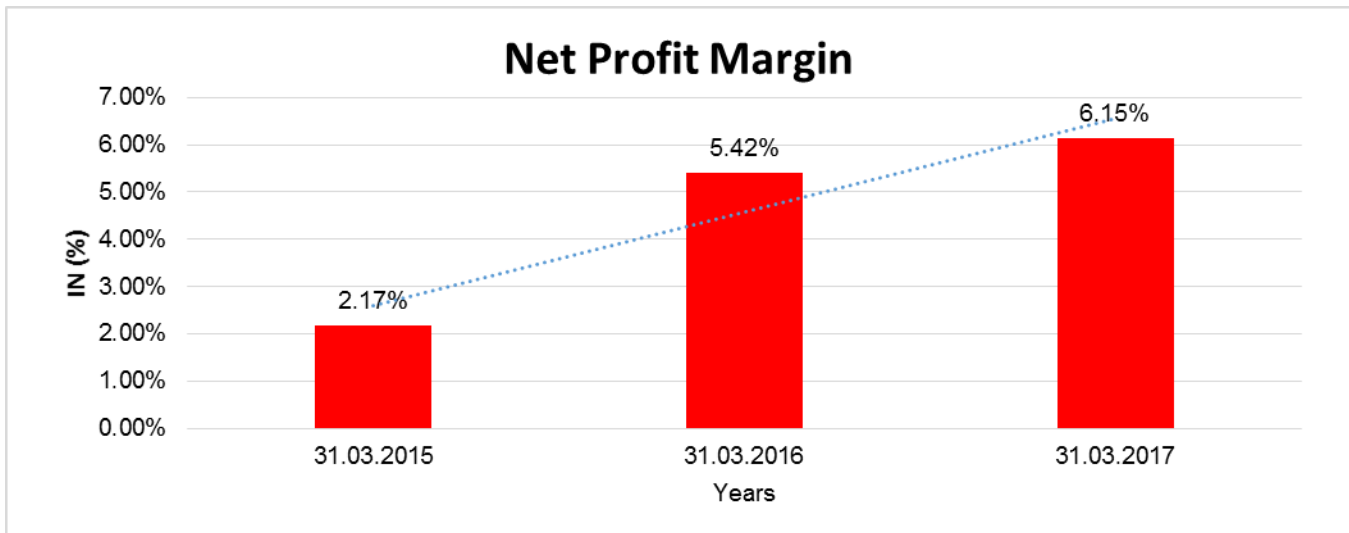
Year on Year Growth	31.03.2015 (INR In Million)	31.03.2016 (INR In Million)	31.03.2017 (INR In Million)
Sales	1992.870	2304.047	2323.456
		15.615	0.842

DISCLAIMER : This Report is **PRIVATE & CONFIDENTIAL** and it is prepared at the request of and for its use by the Subscriber only. The Subscriber shall use the contents of the Report merely as an aid to its business. Mira Inform Private Limited ("MIPL") has collated information/data in the Report, which have not been verified unless otherwise specifically mentioned in the Report. The Subscriber shall independently verify the accuracy and correctness of the information/data before in any way acting upon the same. MIPL shall not be liable for any harm, injury, loss or damage caused to the Subscriber due to default by the Subscriber's debtors/beneficiaries in fulfilling their obligations of any nature whatsoever. This Report or any of its portion shall not be used as a documentary evidence or otherwise before any investigative agencies or forum of law. This Report is confidential and proprietary to MIPL. The Subscriber and/or any other person(s) may not reproduce, publish or disclose any of the contents of the Report to others without the express authorization of MIPL. This Report is prepared and issued to the Subscriber without any risk, responsibility or liability on the part of MIPL or its officials.



NET PROFIT MARGIN

Net Profit Margin	31.03.2015	31.03.2016	31.03.2017
	(INR In Million)	(INR In Million)	(INR In Million)
Sales	1992.870	2304.047	2323.456
Profit/ (Loss)	43.165	124.797	142.975
	2.17 %	5.42 %	6.15 %



DISCLAIMER : This Report is **PRIVATE & CONFIDENTIAL** and it is prepared at the request of and for its use by the Subscriber only. The Subscriber shall use the contents of the Report merely as an aid to its business. Mira Inform Private Limited ("MIPL") has collated information/data in the Report, which have not been verified unless otherwise specifically mentioned in the Report. The Subscriber shall independently verify the accuracy and correctness of the information/data before in any way acting upon the same. MIPL shall not be liable for any harm, injury, loss or damage caused to the Subscriber due to default by the Subscriber's debtors/beneficiaries in fulfilling their obligations of any nature whatsoever. This Report or any of its portion shall not be used as a documentary evidence or otherwise before any investigative agencies or forum of law. This Report is confidential and proprietary to MIPL. The Subscriber and/or any other person(s) may not reproduce, publish or disclose any of the contents of the Report to others without the express authorization of MIPL. This Report is prepared and issued to the Subscriber without any risk, responsibility or liability on the part of MIPL or its officials.

ABRIDGED BALANCE SHEET (CONSOLIDATED)

SOURCES OF FUNDS	31.03.2017	31.03.2016
I. EQUITY AND LIABILITIES		
(1) Shareholders' Funds		
(a) Share Capital	50.000	50.000
(b) Reserves and Surplus	1122.978	979.492
(c) Money received against share warrants	0.000	0.000
(d) Minority interest	0.159	0.157
(2) Share Application money pending allotment	0.000	0.000
Total Shareholders' Funds (1) + (2)	1172.978	1029.492
(3) Non-Current Liabilities		
(a) long-term borrowings	11.518	23.100
(b) Deferred tax liabilities (Net)	40.974	13.962
(c) Other long-term liabilities	0.000	0.000
(d) long-term provisions	13.985	9.492
Total Non-current Liabilities (3)	66.477	46.554
(4) Current Liabilities		
(a) Short-term borrowings	231.814	96.118
(b) Trade payables	68.987	14.491
(c) Other current liabilities	66.937	63.467
(d) Short-term provisions	1.504	20.676
Total Current Liabilities (4)	369.242	194.752
TOTAL	1608.856	1270.955
II. ASSETS		
(1) Non-current assets		
(a) Fixed Assets		
(i) Tangible assets	622.561	508.993
(ii) Intangible Assets	0.000	0.000
(iii) Tangible assets capital work-in-progress	83.528	14.426
(iv) Intangible assets under development	0.000	0.000
(b) Non-current Investments	0.000	0.000
(c) Deferred tax assets (net)	0.000	0.000
(d) Long-term loans and advances	5.060	29.416
(e) Other Non-current assets	0.000	0.000
Total Non-Current Assets	711.149	552.835
(2) Current assets		
(a) Current investments	1.750	0.000
(b) Inventories	258.853	209.063

DISCLAIMER : This Report is **PRIVATE & CONFIDENTIAL** and it is prepared at the request of and for its use by the Subscriber only. The Subscriber shall use the contents of the Report merely as an aid to its business. Mira Inform Private Limited ("MIPL") has collated information/data in the Report, which have not been verified unless otherwise specifically mentioned in the Report. The Subscriber shall independently verify the accuracy and correctness of the information/data before in any way acting upon the same. MIPL shall not be liable for any harm, injury, loss or damage caused to the Subscriber due to default by the Subscriber's debtors/beneficiaries in fulfilling their obligations of any nature whatsoever. This Report or any of its portion shall not be used as a documentary evidence or otherwise before any investigative agencies or forum of law. This Report is confidential and proprietary to MIPL. The Subscriber and/or any other person(s) may not reproduce, publish or disclose any of the contents of the Report to others without the express authorization of MIPL. This Report is prepared and issued to the Subscriber without any risk, responsibility or liability on the part of MIPL or its officials.

(c) Trade receivables	353.883	293.794
(d) Cash and bank balances	12.799	24.494
(e) Short-term loans and advances	270.422	190.769
(f) Other current assets	0.000	0.000
Total Current Assets	897.707	718.120
TOTAL	1608.856	1270.955

PROFIT & LOSS ACCOUNT (CONSOLIDATED)

	PARTICULARS	31.03.2017	31.03.2016
	SALES		
	Total Revenue from operations	2323.456	2304.047
	Other Income	14.799	5.058
	TOTAL	2338.255	2309.105
Less	EXPENSES		
	Cost of Materials Consumed	1072.309	1063.314
	Changes in inventories of finished goods, work-in-progress and Stock-in-Trade	(18.134)	50.577
	Employee benefit expense	253.349	200.203
	CSR expenditure	0.974	0.000
	Other expenses	674.394	684.736
	Extraordinary items before tax	0.956	0.000
	TOTAL	1983.848	1998.830
	PROFIT/ (LOSS) BEFORE INTEREST, TAX, DEPRECIATION AND AMORTISATION	354.407	310.275
Less	FINANCIAL EXPENSES	3.151	11.190
	PROFIT / (LOSS) BEFORE TAX, DEPRECIATION AND AMORTISATION	351.256	299.085
Less/ Add	DEPRECIATION/ AMORTISATION	85.258	91.512
	PROFIT/ (LOSS) BEFORE TAX	265.998	207.573
Less	TAX	122.512	78.058
	PROFIT/ (LOSS) AFTER TAX	143.486	129.515
	Earnings / (Loss) Per Share (INR)	28.69	25.90

DISCLAIMER : This Report is **PRIVATE & CONFIDENTIAL** and it is prepared at the request of and for its use by the Subscriber only. The Subscriber shall use the contents of the Report merely as an aid to its business. Mira Inform Private Limited ("MIPL") has collated information/data in the Report, which have not been verified unless otherwise specifically mentioned in the Report. The Subscriber shall independently verify the accuracy and correctness of the information/data before in any way acting upon the same. MIPL shall not be liable for any harm, injury, loss or damage caused to the Subscriber due to default by the Subscriber's debtors/beneficiaries in fulfilling their obligations of any nature whatsoever. This Report or any of its portion shall not be used as a documentary evidence or otherwise before any investigative agencies or forum of law. This Report is confidential and proprietary to MIPL. The Subscriber and/or any other person(s) may not reproduce, publish or disclose any of the contents of the Report to others without the express authorization of MIPL. This Report is prepared and issued to the Subscriber without any risk, responsibility or liability on the part of MIPL or its officials.

LOCAL AGENCY FURTHER INFORMATION

Sr. No.	Check list by info agents	Available in Report (Yes/No)
1	Year of establishment	Yes
2	Constitution of the entity -Incorporation details	Yes
3	Locality of the entity	Yes
4	Premises details	No
5	Buyer visit details	--
6	Contact numbers	Yes
7	Name of the person contacted	Yes
8	Designation of contact person	Yes
9	Promoter's background	Yes
10	Date of Birth of Proprietor / Partners / Directors	Yes
11	Pan Card No. of Proprietor / Partners	Yes
12	Voter Id Card No. of Proprietor / Partners	No
13	Type of business	Yes
14	Line of Business	Yes
15	Export/import details (if applicable)	No
16	No. of employees	No
17	Details of sister concerns	Yes
18	Major suppliers	No
19	Major customers	Yes
20	Banking Details	Yes
21	Banking facility details	Yes
22	Conduct of the banking account	--
23	Financials, if provided	Yes
24	Capital in the business	Yes
25	Last accounts filed at ROC, if applicable	Yes
26	Turnover of firm for last three years	Yes
27	Reasons for variation <> 20%	--
28	Estimation for coming financial year	No
29	Profitability for last three years	Yes
30	Major shareholders, if available	Yes
31	External Agency Rating, if available	No
32	Litigations that the firm/promoter involved in	--
33	Market information	--
34	Payments terms	No
35	Negative Reporting by Auditors in the Annual Report	No

STATE OF COMPANY'S AFFAIRS

During the year Total Income / Revenue of the company has increased by INR 20.000 Million in comparison with the previous year. This increase in total income resulted in increase in net profit (After Tax) by INR 142.900 Million in comparison with previous year which is a good sign for the company. We are expecting an increase in the total income and Net Profits in coming years.

UNSECURED LOANS:

Particulars	31.03.2017 INR In Million	31.03.2016 INR In Million
LONG TERM BORROWINGS		
Loans and advances from directors	4.210	18.750
Loans and advances from others	3.911	4.350
Total	8.121	23.100

INDEX OF CHARGE:

SN o	SRN	Charge Id	Charge Holder Name	Date of Creation	Date of Modification	Date of Satisfaction	Amount	Address
1	C79653630	10621348	Citi Bank N.A.	15/02/2016	-	-	150000000.0	KANAK BUILDING41 CHOWRINGHEE ROADKOLKATAW B700071IN
2	G94021367	80022718	KOTAK MAHINDRA BANK LIMITED	08/12/2005	05/07/2018	-	565000000.0	27BKC, C 27, G BLOCKBANDRA KURLA COMPLEX, BANDRA (E),MUMBAIMA40 0051IN
3	A75663633	10101613	HDFC BANK LIMITED	14/02/2008	12/04/2008	15/12/2009	140000000.0	HDFC BANK HOUSESENAPATI BAPAT MARGLOWER PAREL WMUMBAIMH4000 13IN
4	A63181739	80053126	INDUSTRIAL DEVELOPMENT BANK OF INDIA	24/06/1997	01/09/1998	15/05/2009	198000000.0	IDBI TOWERWTC COMPLEXMUMBA IMH400005IN
5	A16025884	90245688	PUNJAB NATIONAL	10/01/2001	04/12/2006	15/05/2007	61000000.0	18-A, BRABOURNE

DISCLAIMER : This Report is **PRIVATE & CONFIDENTIAL** and it is prepared at the request of and for its use by the Subscriber only. The Subscriber shall use the contents of the Report merely as an aid to its business. Mira Inform Private Limited ("MIPL") has collated information/data in the Report, which have not been verified unless otherwise specifically mentioned in the Report. The Subscriber shall independently verify the accuracy and correctness of the information/data before in any way acting upon the same. MIPL shall not be liable for any harm, injury, loss or damage caused to the Subscriber due to default by the Subscriber's debtors/beneficiaries in fulfilling their obligations of any nature whatsoever. This Report or any of its portion shall not be used as a documentary evidence or otherwise before any investigative agencies or forum of law. This Report is confidential and proprietary to MIPL. The Subscriber and/or any other person(s) may not reproduce, publish or disclose any of the contents of the Report to others without the express authorization of MIPL. This Report is prepared and issued to the Subscriber without any risk, responsibility or liability on the part of MIPL or its officials.

			BANK					ROADKOLKATAW B700001IN
--	--	--	------	--	--	--	--	---------------------------

FIXED ASSETS:

- Land
- Buildings
- Plant and equipment
- Furniture and fixtures
- Vehicles
- Motor vehicles
- Office equipment
- Computer equipment's

DISCLAIMER : This Report is **PRIVATE & CONFIDENTIAL** and it is prepared at the request of and for its use by the Subscriber only. The Subscriber shall use the contents of the Report merely as an aid to its business. Mira Inform Private Limited ("MIPL") has collated information/data in the Report, which have not been verified unless otherwise specifically mentioned in the Report. The Subscriber shall independently verify the accuracy and correctness of the information/data before in any way acting upon the same. MIPL shall not be liable for any harm, injury, loss or damage caused to the Subscriber due to default by the Subscriber's debtors/beneficiaries in fulfilling their obligations of any nature whatsoever. This Report or any of its portion shall not be used as a documentary evidence or otherwise before any investigative agencies or forum of law. This Report is confidential and proprietary to MIPL. The Subscriber and/or any other person(s) may not reproduce, publish or disclose any of the contents of the Report to others without the express authorization of MIPL. This Report is prepared and issued to the Subscriber without any risk, responsibility or liability on the part of MIPL or its officials.

CMT REPORT (Corruption, Money Laundering & Terrorism]

The Public Notice information has been collected from various sources including but not limited to: **The Courts, India Prisons Service, Interpol, etc.**

1] INFORMATION ON DESIGNATED PARTY

No exist designating subject or any of its beneficial owners, controlling shareholders or senior officers as terrorist or terrorist organization or whom notice had been received that all financial transactions involving their assets have been blocked or convicted, found guilty or against whom a judgement or order had been entered in a proceedings for violating money-laundering, anti-corruption or bribery or international economic or anti-terrorism sanction laws or whose assets were seized, blocked, frozen or ordered forfeited for violation of money laundering or international anti-terrorism laws.

2] Court Declaration :

No records exist to suggest that subject is or was the subject of any formal or informal allegations, prosecutions or other official proceeding for making any prohibited payments or other improper payments to government officials for engaging in prohibited transactions or with designated parties.

3] Asset Declaration :

No records exist to suggest that the property or assets of the subject are derived from criminal conduct or a prohibited transaction.

4] Record on Financial Crime :

Charges or conviction registered against subject: **None**

5] Records on Violation of Anti-Corruption Laws :

Charges or investigation registered against subject: **None**

6] Records on Int'l Anti-Money Laundering Laws/Standards :

Charges or investigation registered against subject: **None**

7] Criminal Records

No available information exist that suggest that subject or any of its principals have been formally charged or convicted by a competent governmental authority for any financial crime or under any formal investigation by a competent government authority for any violation of anti-corruption laws or international anti-money laundering laws or standard.

8] Affiliation with Government :

No record exists to suggest that any director or indirect owners, controlling shareholders, director, officer or employee of the company is a government official or a family member or close business associate of a Government official.

9] Compensation Package :

Our market survey revealed that the amount of compensation sought by the subject is fair and reasonable and comparable to compensation paid to others for similar services.

10] Press Report :

No press reports / filings exists on the subject.

CORPORATE GOVERNANCE

MIRA INFORM as part of its Due Diligence do provide comments on Corporate Governance to identify management and governance. These factors often have been predictive and in some cases have created vulnerabilities to credit deterioration.

Our Governance Assessment focuses principally on the interactions between a company's management, its Board of Directors, Shareholders and other financial stakeholders.

CONTRAVENTION

Subject is not known to have contravened any existing local laws, regulations or policies that prohibit, restrict or otherwise affect the terms and conditions that could be included in the agreement with the subject.

FOREIGN EXCHANGE RATES

Currency	Unit	INR
US Dollar	1	INR 74.10
UK Pound	1	INR 96.98
Euro	1	INR 85.11

INFORMATION DETAILS

Information Gathered by :	SHA
Analysis Done by :	NIS
Report Prepared by :	RKI

SCORE FACTORS

DEMERIT POINTS		
--BANK CHARGES	YES/NO	YES
--LITIGATION	YES/NO	NO
--OTHER ADVERSE INFORMATION	YES/NO	NO
MERIT POINTS		
--SOLE DISTRIBUTORSHIP	YES/NO	NO
--EXPORT ACTIVITIES	YES/NO	NO
--AFFILIATION	YES/NO	YES
--LISTED	YES/NO	NO
--OTHER MERIT FACTORS	YES/NO	YES

RATING EXPLANATIONS

Credit Rating	Explanation	Rating Comments
A++	Minimum Risk	Business dealings permissible with minimum risk of default
A+	Low Risk	Business dealings permissible with low risk of default
A	Acceptable Risk	Business dealings permissible with moderate risk of default
B	Medium Risk	Business dealings permissible on a regular monitoring basis
C	Medium High Risk	Business dealings permissible preferably on secured basis
D	High Risk	Business dealing not recommended or on secured terms only
NB	New Business	No recommendation can be done due to business in infancy stage
NT	No Trace	No recommendation can be done as the business is not traceable

NB is stated where there is insufficient information to facilitate rating. However, it is not to be considered as unfavourable.

This score serves as a reference to assess SC's credit risk and to set the amount of credit to be extended. It is calculated from a composite of weighted scores obtained from each of the major sections of this report. The assessed factors are as follows:

- Financial condition covering various ratios
- Company background and operations size
- Promoters / Management background
- Payment record
- Litigation against the subject
- Industry scenario / competitor analysis
- Supplier / Customer / Banker review (wherever available)

DISCLAIMER : This Report is **PRIVATE & CONFIDENTIAL** and it is prepared at the request of and for its use by the Subscriber only. The Subscriber shall use the contents of the Report merely as an aid to its business. Mira Inform Private Limited ("MIPL") has collated information/data in the Report, which have not been verified unless otherwise specifically mentioned in the Report. The Subscriber shall independently verify the accuracy and correctness of the information/data before in any way acting upon the same. MIPL shall not be liable for any harm, injury, loss or damage caused to the Subscriber due to default by the Subscriber's debtors/beneficiaries in fulfilling their obligations of any nature whatsoever. This Report or any of its portion shall not be used as a documentary evidence or otherwise before any investigative agencies or forum of law. This Report is confidential and proprietary to MIPL. The Subscriber and/or any other person(s) may not reproduce, publish or disclose any of the contents of the Report to others without the express authorization of MIPL. This Report is prepared and issued to the Subscriber without any risk, responsibility or liability on the part of MIPL or its officials.