

MIRA INFORM REPORT

Report No. :	534704
Report Date :	13.10.2018

IDENTIFICATION DETAILS

Name :	HALLIBURTON MANUFACTURING AND SERVICES LIMITED
Registered Office :	C/O Halliburton, Building 4, Chiswick Park, London, W4 5ye
Country :	United Kingdom
Financials (as on) :	31.12.2017
Date of Incorporation :	18.09.1958
Com. Reg. No.:	00611451
Legal Form :	Private limited with Share Capital
Line of Business :	<ul style="list-style-type: none"> Support activities for petroleum and natural gas mining The provision of supply of materials, services and equipment for gas and oil well installations.
No. of Employees :	1384

RATING & COMMENTS

(Mira Inform has adopted New Rating mechanism w.e.f. 23rd January 2017)

MIRA's Rating :

A

Credit Rating	Explanation	Rating Comments
A	Acceptable Risk	Business dealings permissible with moderate risk of default

Status :	Satisfactory
Payment Behaviour :	No Complaints
Litigation :	Clear

NOTES :

Any query related to this report can be made on e-mail : infodept@mirainform.com while quoting report number, name and date.

ECGC Country Risk Classification List

Country Name	Previous Rating (30.06.2018)	Current Rating (30.09.2018)
United Kingdom	A1	A1

Risk Category	ECGC Classification
Insignificant	A1
Low Risk	A2
Moderately Low Risk	B1
Moderate Risk	B2
Moderately High Risk	C1
High Risk	C2
Very High Risk	D

UNITED KINGDOM - ECONOMIC OVERVIEW

The UK, a leading trading power and financial center, is the third largest economy in Europe after Germany and France. Agriculture is intensive, highly mechanized, and efficient by European standards, producing about 60% of food needs with less than 2% of the labor force. The UK has large coal, natural gas, and oil resources, but its oil and natural gas reserves are declining; the UK has been a net importer of energy since 2005. Services, particularly banking, insurance, and business services, are key drivers of British GDP growth. Manufacturing, meanwhile, has declined in importance but still accounts for about 10% of economic output.

In 2008, the global financial crisis hit the economy particularly hard, due to the importance of its financial sector. Falling home prices, high consumer debt, and the global economic slowdown compounded the UK's economic problems, pushing the economy into recession in the latter half of 2008 and prompting the then BROWN (Labour) government to implement a number of measures to stimulate the economy and stabilize the financial markets. Facing burgeoning public deficits and debt levels, in 2010 the then CAMERON-led coalition government (between Conservatives and Liberal Democrats) initiated an austerity program, which has continued under the Conservative government. However, the deficit still remains one of the highest in the G7, standing at 3.6% of GDP as of 2017, and the UK has pledged to lower its corporation tax from 20% to 17% by 2020. The UK had a debt burden of 90.4% GDP at the end of 2017.

The UK economy has begun to slow since the referendum vote to leave the EU in June 2016. A sustained depreciation of the British pound has increased consumer and producer prices, weighing on consumer spending without spurring a meaningful increase in exports. The UK has an extensive trade relationship with other EU members through its single market membership, and economic observers have warned the exit will jeopardize its position as the central location for European financial services. Prime Minister MAY is seeking a new "deep and special" trade relationship with the EU following the UK's exit. However, economists doubt that the UK will be able to preserve the benefits of EU membership without the obligations. The UK is expected to officially leave the EU by the end of March 2019.

Source : CIA

COMPANY NAME AND ADDRESS

Company Name: HALLIBURTON MANUFACTURING AND SERVICES LIMITED
Company No: 00611451
Company Status: Active - Accounts Filed
Status: Active
Registered Address: C/O HALLIBURTON BUILDING 4, CHISWICK PARK LONDON W4 5YE

COMPANY NAME

HALLIBURTON MANUFACTURING AND SERVICES LIMITED

COMPANY NUMBER

00611451

COMPANY SUMMARY

Registered Address C/O HALLIBURTON
BUILDING 4, CHISWICK PARK
LONDON
W4 5YE
Trading Address Building 4
Chiswick Park
566 Chiswick High Road
London
W4 5YE
Website Address <http://www.halliburton.com>
Telephone Number -
Fax Number -
TPS -
FPS Yes
Incorporation Date 18/09/1958
Previous Name
Type Private limited with Share Capital
FTSE Index -
Date of Change -
Filing Date of Accounts 17/07/2018
Currency GBP
Share Capital £96,051,570
SIC07 09100

DISCLAIMER : This Report is **PRIVATE & CONFIDENTIAL** and it is prepared at the request of and for its use by the Subscriber only. The Subscriber shall use the contents of the Report merely as an aid to its business. Mira Inform Private Limited ("MIPL") has collated information/data in the Report, which have not been verified unless otherwise specifically mentioned in the Report. The Subscriber shall independently verify the accuracy and correctness of the information/data before in any way acting upon the same. MIPL shall not be liable for any harm, injury, loss or damage caused to the Subscriber due to default by the Subscriber's debtors/beneficiaries in fulfilling their obligations of any nature whatsoever. This Report or any of its portion shall not be used as a documentary evidence or otherwise before any investigative agencies or forum of law. This Report is confidential and proprietary to MIPL. The Subscriber and/or any other person(s) may not reproduce, publish or disclose any of the contents of the Report to others without the express authorization of MIPL. This Report is prepared and issued to the Subscriber without any risk, responsibility or liability on the part of MIPL or its officials.

HALLIBURTON MANUFACTURING AND SERVICES LIMITED - 534704 PAGE NO. : 5

Charity Number -
SIC07 Description SUPPORT ACTIVITIES FOR PETROLEUM AND NATURAL GAS MINING
Principal Activity The provision of supply of materials, services and equipment for gas and oil well installations.

ADDITIONAL INFORMATION

CCJ's 1 (£1,330)
07/03/2013 NORTHAMPTON CCBC £1,330 Judgment
- - - -
- - - -

Ultimate Holding Company HALLIBURTON CO
Accountant -
Mortgages 2
Group 44 companies
Linkages 70 companies
Countries In 18 countries

KEY FINANCIALS

Year to Date	Turnover	Pre Tax Profit	Shareholder's Funds	Employees
31/12/2017	£494,647,000	-£4,629,000	£222,811,000	1384
31/12/2016	£478,037,000	£27,113,000	£218,621,000	1793
31/12/2015	£621,025,000	£12,983,000	£278,530,000	2317

MORTGAGE SUMMARY

Total Mortgage 2
Outstanding 1
Satisfied 1

TRADE DEBTORS / BAD DEBT SUMMARY

Total Number of Documented Trade 0
Total Value of Documented Trade £0

DISCLAIMER : This Report is **PRIVATE & CONFIDENTIAL** and it is prepared at the request of and for its use by the Subscriber only. The Subscriber shall use the contents of the Report merely as an aid to its business. Mira Inform Private Limited ("MIPL") has collated information/data in the Report, which have not been verified unless otherwise specifically mentioned in the Report. The Subscriber shall independently verify the accuracy and correctness of the information/data before in any way acting upon the same. MIPL shall not be liable for any harm, injury, loss or damage caused to the Subscriber due to default by the Subscriber's debtors/beneficiaries in fulfilling their obligations of any nature whatsoever. This Report or any of its portion shall not be used as a documentary evidence or otherwise before any investigative agencies or forum of law. This Report is confidential and proprietary to MIPL. The Subscriber and/or any other person(s) may not reproduce, publish or disclose any of the contents of the Report to others without the express authorization of MIPL. This Report is prepared and issued to the Subscriber without any risk, responsibility or liability on the part of MIPL or its officials.

COMMENTARY

This company's return on total assets employed ratio indicates a poor or negative return on assets.
This company has made late payments on a medium percentage of invoices.
This company's ratio of total liabilities to total assets indicates the presence of moderate equity funding.
The company has more cash than short term bank borrowings.
This company trades in an industry with a moderate level of corporate failures.

CCJ

Total Number of Exact CCJs -	1	Total Value of Exact CCJs -	£1,330
Total Number of Possible CCJs -	0	Total Value of Possible CCJs -	
Total Number of Satisfied CCJs -	0	Total Value of Satisfied CCJs -	
Total Number of Writs -	-		

Total Current Directors	7	Total Current Secretaries	1
Total Previous Directors / Company Secretaries	86	Total Person's With Significant Control	1

CURRENT DIRECTORS

Title	Mr	Function	Director
Name	Archibald Robert Forster	Nationality	British
Date of Birth	01/1960	Present Appointments	1
Latest Address	Halliburton Elliott Industrial Estate, Arbroath	Appointment Date	14/08/2006
Post Code	DD11 2NF		
Title	Mr	Function	Director
Name	Michael Gerard Burns	Nationality	British
Date of Birth	07/1968	Present Appointments	1
Latest Address	Halliburton House Howe Moss Crescent, Dyce, Aberdeen	Appointment Date	24/08/2018
Post Code	AB21 0GN		

Title	Mr	Function	Director
Name	David Alexander Johnston	Nationality	British
Date of Birth	03/1971	Present Appointments	19
Latest Address	Halliburton House Howe	Appointment Date	24/10/2007

DISCLAIMER : This Report is **PRIVATE & CONFIDENTIAL** and it is prepared at the request of and for its use by the Subscriber only. The Subscriber shall use the contents of the Report merely as an aid to its business. Mira Inform Private Limited ("MIPL") has collated information/data in the Report, which have not been verified unless otherwise specifically mentioned in the Report. The Subscriber shall independently verify the accuracy and correctness of the information/data before in any way acting upon the same. MIPL shall not be liable for any harm, injury, loss or damage caused to the Subscriber due to default by the Subscriber's debtors/beneficiaries in fulfilling their obligations of any nature whatsoever. This Report or any of its portion shall not be used as a documentary evidence or otherwise before any investigative agencies or forum of law. This Report is confidential and proprietary to MIPL. The Subscriber and/or any other person(s) may not reproduce, publish or disclose any of the contents of the Report to others without the express authorization of MIPL. This Report is prepared and issued to the Subscriber without any risk, responsibility or liability on the part of MIPL or its officials.

	Moss Crescent, Dyce, Aberdeen		
Post Code	AB21 0GN		
Title	Mr	Function	Director
Name	Scot Clifton	Nationality	British
Date of Birth	11/1966	Present Appointments	38
Latest Address	Halliburton House Howe Moss Crescent, Dyce, Aberdeen, Aberdeenshire	Appointment Date	31/03/2010
Post Code	AB21 0GN		

Title	Mr	Function	Director
Name	Martin Robert White	Nationality	British
Date of Birth	09/1973	Present Appointments	31
Latest Address	Halliburton House Howe Moss Crescent, Dyce, Aberdeen	Appointment Date	08/12/2017
Post Code	AB21 0GN		
Title	Mr	Function	Director
Name	Colin Reid	Nationality	British
Date of Birth	09/1977	Present Appointments	8
Latest Address	Halliburton House Howe Moss Crescent, Dyce, Aberdeen	Appointment Date	01/09/2017
Post Code	AB21 0GN		

Title	Mr	Function	Director
Name	Nathan Guy Mery	Nationality	American
Date of Birth	10/1982	Present Appointments	1
Latest Address	C/o Halliburton Building 4, Chiswick Park, 566 Chiswick High Road, London, England	Appointment Date	21/02/2018
Post Code	W4 5YE		

CURRENT COMPANY SECRETARY

Title	Mr	Function	Company Secretary
Name	Scot Clifton	Nationality	British
Date of Birth	11/1966	Present Appointments	48
Latest Address	Halliburton House Howe Moss Crescent, Dyce, Aberdeen	Appointment Date	01/07/2009
Post Code	AB21 0GN		











DISCLAIMER : This Report is **PRIVATE & CONFIDENTIAL** and it is prepared at the request of and for its use by the Subscriber only. The Subscriber shall use the contents of the Report merely as an aid to its business. Mira Inform Private Limited ("MIPL") has collated information/data in the Report, which have not been verified unless otherwise specifically mentioned in the Report. The Subscriber shall independently verify the accuracy and correctness of the information/data before in any way acting upon the same. MIPL shall not be liable for any harm, injury, loss or damage caused to the Subscriber due to default by the Subscriber's debtors/beneficiaries in fulfilling their obligations of any nature whatsoever. This Report or any of its portion shall not be used as a documentary evidence or otherwise before any investigative agencies or forum of law. This Report is confidential and proprietary to MIPL. The Subscriber and/or any other person(s) may not reproduce, publish or disclose any of the contents of the Report to others without the express authorization of MIPL. This Report is prepared and issued to the Subscriber without any risk, responsibility or liability on the part of MIPL or its officials.

TOP SHAREHOLDERS

Name	Currency	Share Count	Share Type	Nominal Value	% of Total Share Count
HALLIBURTON HOLDINGS NO 3	GBP	96,051,570	ORDINARY	1	100






FINANCIALS

Profit & Loss











	Date Of Accounts	31/12/17	(%)	31/12/16	(%)	31/12/15	(%)	31/12/14	(%)	31/12/13
	Weeks	52	(%)	52	(%)	52	(%)	52	(%)	52
	Currency	GBP	(%)	GBP	(%)	GBP	(%)	GBP	(%)	GBP
	Consolidated A/cs	N	(%)	N	(%)	N	(%)	N	(%)	N
	Turnover	£494,647,000	3.5%	£478,037,000	-23%	£621,025,000	-19.6%	£772,669,000	17.9%	£655,091,000
	Export	-	-	-	-	-	-	-	-	-
	Cost of Sales	£460,437,000	6.7%	£431,502,000	-23%	£560,354,000	-19%	£692,013,000	15.5%	£599,161,000
	Gross Profit	£34,210,000	-26.5%	£46,535,000	-23.3%	£60,671,000	-24.8%	£80,656,000	44.2%	£55,930,000
	Wages & Salaries	£115,172,000	-11.2%	£129,704,000	-21.5%	£165,254,000	-1.9%	£168,483,000	11.4%	£151,274,000
	Directors Emoluments	£2,072,000	36.6%	£1,517,000	14.8%	£1,322,000	-6.2%	£1,410,000	-13.7%	£1,634,000
	Operating Profit	-£9,625,000	-136.6%	£26,295,000	246.2%	£7,596,000	-84.9%	£50,371,000	144.2%	£20,629,000
	Depreciation	£25,426,000	0.8%	£25,215,000	13%	£22,310,000	1.1%	£22,057,000	10.8%	£19,901,000
	Audit Fees	£219,000	-	£219,000	-	£219,000	-19.5%	£272,000	3%	£264,000
	Interest Payments	£2,286,000	335.4%	£525,000	999.9%	£19,000	-87.5%	£152,000	-99.3%	£22,687,000

DISCLAIMER : This Report is **PRIVATE & CONFIDENTIAL** and it is prepared at the request of and for its use by the Subscriber only. The Subscriber shall use the contents of the Report merely as an aid to its business. Mira Inform Private Limited ("MIPL") has collated information/data in the Report, which have not been verified unless otherwise specifically mentioned in the Report. The Subscriber shall independently verify the accuracy and correctness of the information/data before in any way acting upon the same. MIPL shall not be liable for any harm, injury, loss or damage caused to the Subscriber due to default by the Subscriber's debtors/beneficiaries in fulfilling their obligations of any nature whatsoever. This Report or any of its portion shall not be used as a documentary evidence or otherwise before any investigative agencies or forum of law. This Report is confidential and proprietary to MIPL. The Subscriber and/or any other person(s) may not reproduce, publish or disclose any of the contents of the Report to others without the express authorization of MIPL. This Report is prepared and issued to the Subscriber without any risk, responsibility or liability on the part of MIPL or its officials.

HALLIBURTON MANUFACTURING AND SERVICES LIMITED - 534704 PAGE NO. : 9








	Pre Tax Profit	- £4,629,000	- 117.1 %	£27,113,000	108.8 %	£12,983,000	- 73.5 %	£49,063,000	86.3 %	£26,335,000
	Taxation	£456,000	102.5 %	- £18,611,000	- 999.9 %	- £1,177,000	88.9 %	- £10,589,000	- 252.5 %	- £3,004,000
	Profit After Tax	- £4,173,000	- 149.1 %	£8,502,000	-28%	£11,806,000	- 69.3 %	£38,474,000	64.9 %	£23,331,000
	Dividends Payable	-	-	-	-	-	-	-	-	-
	Retained Profit	- £4,173,000	- 149.1 %	£8,502,000	-28%	£11,806,000	- 69.3 %	£38,474,000	64.9 %	£23,331,000

Balance Sheet






	Date Of Accounts	31/12/17	(%)	31/12/16	(%)	31/12/15	(%)	31/12/14	(%)	31/12/13
	Tangible Assets	£271,366,000	- 2.1 %	£277,218,000	-3.2%	£286,465,000	- 8.5 %	£313,097,000	3.7 %	£301,937,000
	Intangible Assets	£62,013,000	59.6 %	£38,855,000	- 15.5 %	£45,992,000	- 20.6 %	£57,929,000	14.5 %	£50,591,000
	Total Fixed Assets	£333,379,000	5.5 %	£316,073,000	-4.9%	£332,457,000	- 10.4 %	£371,026,000	5.2 %	£352,528,000
	Stock	£27,852,000	- 36.4 %	£43,797,000	-6.3%	£46,750,000	- 7.7 %	£50,668,000	0.1 %	£50,595,000
	Trade Debtors	£29,742,000	- 30.1 %	£42,541,000	6%	£40,122,000	- 12%	£45,577,000	5.2 %	£43,331,000
	Cash	£162,000	-	0	- 100%	£1,000	-	0	-	0
	Other Debtors	£368,478,000	-6%	£391,829,000	20.8 %	£324,324,000	8.8 %	£298,138,000	13.6 %	£262,430,000
	Miscellaneous Current Assets	0	-	0	-	0	-	0	-	0
	Total Current Assets	£426,234,000	- 10.9 %	£478,167,000	16.3 %	£411,197,000	4.3 %	£394,383,000	10.7 %	£356,356,000
	Trade Creditors	£34,685,000	- 4.9 %	£36,459,000	19.9 %	£30,415,000	- 14.9 %	£35,721,000	19%	£30,016,000

DISCLAIMER : This Report is **PRIVATE & CONFIDENTIAL** and it is prepared at the request of and for its use by the Subscriber only. The Subscriber shall use the contents of the Report merely as an aid to its business. Mira Inform Private Limited ("MIPL") has collated information/data in the Report, which have not been verified unless otherwise specifically mentioned in the Report. The Subscriber shall independently verify the accuracy and correctness of the information/data before in any way acting upon the same. MIPL shall not be liable for any harm, injury, loss or damage caused to the Subscriber due to default by the Subscriber's debtors/beneficiaries in fulfilling their obligations of any nature whatsoever. This Report or any of its portion shall not be used as a documentary evidence or otherwise before any investigative agencies or forum of law. This Report is confidential and proprietary to MIPL. The Subscriber and/or any other person(s) may not reproduce, publish or disclose any of the contents of the Report to others without the express authorization of MIPL. This Report is prepared and issued to the Subscriber without any risk, responsibility or liability on the part of MIPL or its officials.


HALLIBURTON MANUFACTURING AND SERVICES LIMITED - 534704 PAGE NO. : 10

	Bank Loans & Overdrafts	0	- 100 %	£44,000	-	0	- 100 %	£3,144,000	- 50.6 %	£6,365,000
	Other Short Term Finance	£396,199,000	- 5.5 %	£419,413,000	7.9%	£388,782,000	2.7 %	£378,474,000	- 4.8 %	£397,358,000
	Miscellaneous Current Liabilities	£27,781,000	11.7 %	£24,872,000	-9.9%	£27,595,000	- 38.3 %	£44,737,000	69.2 %	£26,444,000
	Total Current Liabilities	£458,665,000	- 4.6 %	£480,788,000	7.6%	£446,792,000	- 3.3 %	£462,076,000	0.4 %	£460,183,000
	Bank Loans & Overdrafts and LTL	£78,137,000	- 17.6 %	£94,875,000	417.5 %	£18,332,000	- 81.3 %	£97,778,000	80.9 %	£54,043,000
	Other Long Term Finance	0	-	0	-	0	-	0	-	0
	Total Long Term Liabilities	£78,137,000	- 17.6 %	£94,831,000	417.3 %	£18,332,000	- 80.6 %	£94,634,000	98.5 %	£47,678,000

Capital & Reserves

	Date Of Accounts	31/12/17	(%)	31/12/16	(%)	31/12/15	(%)	31/12/14	(%)	31/12/13
	Called Up Share Capital	£96,052,000	-	£96,052,000	-	£96,052,000	-	£96,052,000	-	£96,052,000
	P & L Account Reserve	£124,030,000	3.5 %	£119,840,000	- 33.3 %	£179,749,000	63.5 %	£109,918,000	7.4 %	£102,370,000
	Revaluation Reserve	-	-	-	-	-	-	-	-	-
	Sundry Reserves	£2,729,000	-	£2,729,000	-	£2,729,000	-	£2,729,000	4.9 %	£2,601,000
	Shareholder Funds	£222,811,000	1.9 %	£218,621,000	- 21.5 %	£278,530,000	33.5 %	£208,699,000	3.8 %	£201,023,000





Other Financial Items

	Date Of Accounts	31/12/17	(%)	31/12/16	(%)	31/12/15	(%)	31/12/14	(%)	31/12/13
	Net	£160,798,	-	£179,766,	-	£232,538,	54.2	£150,770,	0.2%	£150,432,





DISCLAIMER : This Report is **PRIVATE & CONFIDENTIAL** and it is prepared at the request of and for its use by the Subscriber only. The Subscriber shall use the contents of the Report merely as an aid to its business. Mira Inform Private Limited ("MIPL") has collated information/data in the Report, which have not been verified unless otherwise specifically mentioned in the Report. The Subscriber shall independently verify the accuracy and correctness of the information/data before in any way acting upon the same. MIPL shall not be liable for any harm, injury, loss or damage caused to the Subscriber due to default by the Subscriber's debtors/beneficiaries in fulfilling their obligations of any nature whatsoever. This Report or any of its portion shall not be used as a documentary evidence or otherwise before any investigative agencies or forum of law. This Report is confidential and proprietary to MIPL. The Subscriber and/or any other person(s) may not reproduce, publish or disclose any of the contents of the Report to others without the express authorization of MIPL. This Report is prepared and issued to the Subscriber without any risk, responsibility or liability on the part of MIPL or its officials.

HALLIBURTON MANUFACTURING AND SERVICES LIMITED - 534704


PAGE NO. : 11

	Worth	000	10.6 %	000	22.7 %	000	%	000		000
	Working Capital	- £32,431,000	- 999.9 %	- £2,621,000	92.6 %	- £35,595,000	47.4 %	- £67,693,000	34.8 %	- £103,827,000
	Total Assets	£759,613,000	-4.4%	£794,240,000	6.8%	£743,654,000	-2.8%	£765,409,000	8%	£708,884,000
	Total Liabilities	£536,802,000	-6.7%	£575,619,000	23.8 %	£465,124,000	-16.5 %	£556,710,000	9.6%	£507,861,000
	Net Assets	£222,811,000	1.9%	£218,621,000	-21.5 %	£278,530,000	33.5 %	£208,699,000	3.8%	£201,023,000

Cash Flow

	Date Of Accounts	31/12/17	(%)	31/12/16	(%)	31/12/15	(%)	31/12/14	(%)	31/12/13
	Net Cashflow from Operations	-	-	-	-	-	-	-	-	-
	Net Cashflow before Financing	-	-	-	-	-	-	-	-	-
	Net Cashflow from Financing	-	-	-	-	-	-	-	-	-
	Increase in Cash	-	-	-	-	-	-	-	-	-

Miscellaneous

	Date Of Accounts	31/12/17	(%)	31/12/16	(%)	31/12/15	(%)	31/12/14	(%)	31/12/13
	Contingent Liability	NO	-	NO	-	NO	-	NO	-	YES
	Capital Employed	£300,948,000	-4%	£313,452,000	5.6%	£296,862,000	-2.1 %	£303,333,000	22 %	£248,701,000
	Number of Employees	1384	-22.8 %	1793	-22.6 %	2317	-4.3 %	2420	6.5 %	2272
	Accountants									
	Auditors	KPMG LLP								
	Auditor Comments	The audit report contains no adverse comments								
	Bankers	CITIBANK N.A.								
	Bank Branch Code	18-50-08								

DISCLAIMER : This Report is **PRIVATE & CONFIDENTIAL** and it is prepared at the request of and for its use by the Subscriber only. The Subscriber shall use the contents of the Report merely as an aid to its business. Mira Inform Private Limited ("MIPL") has collated information/data in the Report, which have not been verified unless otherwise specifically mentioned in the Report. The Subscriber shall independently verify the accuracy and correctness of the information/data before in any way acting upon the same. MIPL shall not be liable for any harm, injury, loss or damage caused to the Subscriber due to default by the Subscriber's debtors/beneficiaries in fulfilling their obligations of any nature whatsoever. This Report or any of its portion shall not be used as a documentary evidence or otherwise before any investigative agencies or forum of law. This Report is confidential and proprietary to MIPL. The Subscriber and/or any other person(s) may not reproduce, publish or disclose any of the contents of the Report to others without the express authorization of MIPL. This Report is prepared and issued to the Subscriber without any risk, responsibility or liability on the part of MIPL or its officials.

Ratios

Date Of Accounts	31/12/17	31/12/16	31/12/15	31/12/14	31/12/13
Pre-tax profit margin %	-0.94	5.67	2.09	6.35	4.02
Current ratio	0.93	0.99	0.92	0.85	0.77
Sales/Net Working Capital	-15.25	-182.39	-17.45	-11.41	-6.31
Gearing %	35.10	43.40	6.60	46.90	26.90
Equity in %	31.90	28.90	39.90	29.50	30.50
Creditor Days	25.52	27.76	17.82	16.82	16.67
Debtor Days	21.88	32.39	23.51	21.47	24.07
Liquidity/Acid Test	0.86	0.90	0.81	0.74	0.66
Return On Capital Employed %	-1.53	8.64	4.37	16.17	10.58
Return On Total Assets Employed %	-0.60	3.41	1.74	6.41	3.71
Current Debt Ratio	2.05	2.19	1.60	2.21	2.28
Total Debt Ratio	2.40	2.63	1.66	2.66	2.52
Stock Turnover Ratio %	5.63	9.16	7.52	6.55	7.72
Return on Net Assets Employed %	-2.07	12.40	4.66	23.50	13.10

Report Notes

There are no notes to display.

Status History

No Status History found

EVENT HISTORY

Date	Description
24/09/2018	Confirmation Statement
29/08/2018	Mr W.J. Hunter has left the board
29/08/2018	New Board Member Mr M.G. Burns appointed
23/07/2018	New Accounts Filed
23/07/2018	New Accounts Filed
24/04/2018	Mr J. Coghill has left the board
26/02/2018	New Board Member Mr N.G. Mery appointed
23/02/2018	Mr J.C. Suggett has left the board
09/01/2018	Mr R.J. Taylor has left the board

DISCLAIMER : This Report is **PRIVATE & CONFIDENTIAL** and it is prepared at the request of and for its use by the Subscriber only. The Subscriber shall use the contents of the Report merely as an aid to its business. Mira Inform Private Limited ("MIPL") has collated information/data in the Report, which have not been verified unless otherwise specifically mentioned in the Report. The Subscriber shall independently verify the accuracy and correctness of the information/data before in any way acting upon the same. MIPL shall not be liable for any harm, injury, loss or damage caused to the Subscriber due to default by the Subscriber's debtors/beneficiaries in fulfilling their obligations of any nature whatsoever. This Report or any of its portion shall not be used as a documentary evidence or otherwise before any investigative agencies or forum of law. This Report is confidential and proprietary to MIPL. The Subscriber and/or any other person(s) may not reproduce, publish or disclose any of the contents of the Report to others without the express authorization of MIPL. This Report is prepared and issued to the Subscriber without any risk, responsibility or liability on the part of MIPL or its officials.

14/12/2017	Mr M. Betts has left the board
14/12/2017	New Board Member Mr M.R. White appointed
22/09/2017	Confirmation Statement
07/09/2017	New Board Member Mr C. Reid appointed
11/08/2017	Mr D.L. Mitchell has left the board
04/08/2017	Mr P.M. Osborne has left the board

Previous Company Names

No Previous Names found

Writ Details

No writs found

STATISTICS

Group	44 companies
Linkages	70 companies
Countries	In 18 countries

SUMMARY

Holding Company	HALLIBURTON HOLDINGS (NO. 3)
Ownership Status	Wholly Owned
Ultimate Holding Company	HALLIBURTON CO

GROUP STRUCTURE

Company Name	Registered Number	Latest Key Financials	Consol. Accounts	Turnover
HALLIBURTON CO		-	-	\$88,400,000
BAROID INTERNATIONAL T...	N/A	-	-	
HALLIBURTON LIMITED	00978424	31.12.2017	N	
HALLIBURTON	N/A	-	-	

DISCLAIMER : This Report is **PRIVATE & CONFIDENTIAL** and it is prepared at the request of and for its use by the Subscriber only. The Subscriber shall use the contents of the Report merely as an aid to its business. Mira Inform Private Limited ("MIPL") has collated information/data in the Report, which have not been verified unless otherwise specifically mentioned in the Report. The Subscriber shall independently verify the accuracy and correctness of the information/data before in any way acting upon the same. MIPL shall not be liable for any harm, injury, loss or damage caused to the Subscriber due to default by the Subscriber's debtors/beneficiaries in fulfilling their obligations of any nature whatsoever. This Report or any of its portion shall not be used as a documentary evidence or otherwise before any investigative agencies or forum of law. This Report is confidential and proprietary to MIPL. The Subscriber and/or any other person(s) may not reproduce, publish or disclose any of the contents of the Report to others without the express authorization of MIPL. This Report is prepared and issued to the Subscriber without any risk, responsibility or liability on the part of MIPL or its officials.

HALLIBURTON MANUFACTURING AND SERVICES LIMITED - 534704

PAGE NO. : 14

AFFILIATED...				
PETROLEUM MANUFACTUR...	SC111835	31.12.2017	N	
HALLIBURTON ENERGY CAY...	N/A	-	-	
TURBOPOWER HOLDING SAL	N/A	-	-	
HALLIBURTON NORGE HOLD...	N/A	-	-	
PROTECH CENTREFORM I...	SC252217	31.12.2017	N	£303,105
HALLIBURTON PARTNERS C...	N/A	-	-	
HALLIBURTON ENERGY S...	SC231879	31.12.2017	N	
HALLIBURTON HOLDIN...	SC231927	31.12.2017	N	
PETROLEUM ENGINEE...	SC050835	31.12.2017	N	
BUE SHIPS LIMITED	01525618	31.12.2017	N	
HALLIBURTON MANAG...	SC232078	31.12.2017	N	
HML TRUSTEES LIMITED	SC244164	31.12.2017	N	
BAROID CORPORATION	01640428	31.12.2017	N	
BAROID LIMITED	00843209	31.12.2017	N	
HALLIBURTON MANUF...	00611451	31.12.2017	N	£494,647,000
INTELLIGENT WEL...	SC364115	31.12.2017	N	
PSL ENERGY SERV...	SC243706	31.12.2017	N	£9,968,000
TECHSOURCE RE...	SC276721	31.12.2017	N	
PSL ENERGY SE...	SC285264	31.12.2017	N	

DISCLAIMER : This Report is **PRIVATE & CONFIDENTIAL** and it is prepared at the request of and for its use by the Subscriber only. The Subscriber shall use the contents of the Report merely as an aid to its business. Mira Inform Private Limited ("MIPL") has collated information/data in the Report, which have not been verified unless otherwise specifically mentioned in the Report. The Subscriber shall independently verify the accuracy and correctness of the information/data before in any way acting upon the same. MIPL shall not be liable for any harm, injury, loss or damage caused to the Subscriber due to default by the Subscriber's debtors/beneficiaries in fulfilling their obligations of any nature whatsoever. This Report or any of its portion shall not be used as a documentary evidence or otherwise before any investigative agencies or forum of law. This Report is confidential and proprietary to MIPL. The Subscriber and/or any other person(s) may not reproduce, publish or disclose any of the contents of the Report to others without the express authorization of MIPL. This Report is prepared and issued to the Subscriber without any risk, responsibility or liability on the part of MIPL or its officials.

HALLIBURTON MANUFACTURING AND SERVICES LIMITED - 534704

PAGE NO. : 15

RED SPIDER TECH...	SC249841	31.12.2017	N	
LANDMARK EAME, LTD.	01937155	31.12.2017	N	£8,196,118
OSCR 60695 LIMITED	03002262	31.12.2017	N	
ROCKWATER HOLDING...	01535559	31.12.2017	N	
ROCKWATER LIMITED	01268625	31.12.2017	N	
SUB SEA OFFSH...	01385206	31.12.2017	N	
SUB SEA OFFSHOR...	01724943	31.12.2017	N	
WLTD LIMITED	00196631	31.12.2017	N	
HALLIBURTON WORLDWIDE...	N/A	-	-	
HALLIBURTON GLOBAL H...	08794280	31.12.2017	N	
HALLIBURTON LANDMA...	11436807	-	N	
DARCY TECHNOLOGIES...	SC458727	31.12.2017	N	
DARCY TECHNOLOGIE...	07148795	31.12.2017	N	
NEFTEX PETROLEUM C...	04220557	31.12.2017	N	£11,284,632
MEDITERRANEAN ENE...	SC232077	31.12.2017	N	
MULTI-CHEM GROUP LLC		-	-	
MULTI-CHEM PRODUCTIO...	SC308016	31.12.2017	N	
PETRIS TECHNOLOGY INC		-	-	\$89,000
PETRIS TECHNOLOGY, LTD.	05453198	31.12.2017	N	£1,203,165
WELLDYNAMICS	28089982	31.12.2017	N	

DISCLAIMER : This Report is **PRIVATE & CONFIDENTIAL** and it is prepared at the request of and for its use by the Subscriber only. The Subscriber shall use the contents of the Report merely as an aid to its business. Mira Inform Private Limited ("MIPL") has collated information/data in the Report, which have not been verified unless otherwise specifically mentioned in the Report. The Subscriber shall independently verify the accuracy and correctness of the information/data before in any way acting upon the same. MIPL shall not be liable for any harm, injury, loss or damage caused to the Subscriber due to default by the Subscriber's debtors/beneficiaries in fulfilling their obligations of any nature whatsoever. This Report or any of its portion shall not be used as a documentary evidence or otherwise before any investigative agencies or forum of law. This Report is confidential and proprietary to MIPL. The Subscriber and/or any other person(s) may not reproduce, publish or disclose any of the contents of the Report to others without the express authorization of MIPL. This Report is prepared and issued to the Subscriber without any risk, responsibility or liability on the part of MIPL or its officials.

B.V.				
WELLDYNAMICS INTERNA...	SC145181	31.12.2017	N	

OTHER LINKED COMPANIES

Name	Number	Latest Key Financials	Turnover
HALLIBURTON SAS	304395791	31.12.2017	€44,374,017
HALLIBURTON B.V.	04049592	31.12.2015	€108,885,245
HALLIBURTON B.V.	04049592	31.12.2015	€108,885,245
HALLIBURTON B.V.	04049592	31.12.2015	€108,885,245
PSL ENERGY SERVICES AS	935106133	31.12.2015	
CEBO UK LIMITED	SC059507	31.12.2017	£7,829,000
RED SPIDER TECHNOLOGY AS	988840459	31.12.2015	
CEBO-MARINE B.V.	34044685	31.12.2017	
HALLIBURTON MANUFACTURING AND SERVICES F	403087976	31.12.2017	
CEBO-HOLLAND B.V.	34044683	31.12.2017	€45,207,909
HALLIBURTON TECHNOLOGY B.V.	59418478	31.12.2015	
HALLIBURTON BRAZIL HOLDINGS B.V.	55324258	31.12.2017	
HALLIBURTON ANGOLA INVESTMENT B.V.	60198117	31.12.2017	
ROCKWATER B.V.	24231430	31.12.2017	
HALLIBURTON BRAZIL MINORITY HOLDINGS B.V.	55324312	31.12.2017	
GEOSOURCE INTERNATIONAL (NEDERLAND) B.V.	04051521	31.12.2017	
HALLIBURTON INVESTMENTS B.V.	24269481	31.12.2015	
UNIVERSAL ENERGY SERVICES S.R.L.	MI1537666	31.12.2016	€7,124,197
LANDMARK ASETS LIMITED	08689691	30.09.2016	£2,334,232
HSE INTEGRATED		-	

DISCLAIMER : This Report is **PRIVATE & CONFIDENTIAL** and it is prepared at the request of and for its use by the Subscriber only. The Subscriber shall use the contents of the Report merely as an aid to its business. Mira Inform Private Limited ("MIPL") has collated information/data in the Report, which have not been verified unless otherwise specifically mentioned in the Report. The Subscriber shall independently verify the accuracy and correctness of the information/data before in any way acting upon the same. MIPL shall not be liable for any harm, injury, loss or damage caused to the Subscriber due to default by the Subscriber's debtors/beneficiaries in fulfilling their obligations of any nature whatsoever. This Report or any of its portion shall not be used as a documentary evidence or otherwise before any investigative agencies or forum of law. This Report is confidential and proprietary to MIPL. The Subscriber and/or any other person(s) may not reproduce, publish or disclose any of the contents of the Report to others without the express authorization of MIPL. This Report is prepared and issued to the Subscriber without any risk, responsibility or liability on the part of MIPL or its officials.

Exact CCJ Details

Date	Court	Amount	Status	Case Number	Date Paid
07/03/2013	NORTHAMPTON CCBC	£1,330	Judgment	3XJ80453	-

Possible CCJs Details

There are no possible CCJ details

MORTGAGE DETAILS

Mortgage Type:	RENT DEPOSIT DEED		
Date Charge Created:	04/07/12		
Date Charge Registered:	14/07/12		
Date Charge Satisfied:	-		
Status:	OUTSTANDING		
Person(s) Entitled:	ROBERT PRISK AND KAREN PRISK		
Amount Secured:	ALL MONIES DUE OR TO BECOME DUE FROM THE COMPANY TO THE CHARGEES UNDER THE TERMS OF THE AFOREMENTIONED INSTRUMENT CREATING OR EVIDENCING THE CHARGE		
Details:	INTEREST IN THE DEPOSIT		
Mortgage Type:	DEED OF SURRENDER OF PART AND VARIATION		
Date Charge Created:	24/01/97		
Date Charge Registered:	29/01/97		
Date Charge Satisfied:	29/08/03		
Status:	SATISFIED		
Person(s) Entitled:	SUN LIFE ASSURANCE SOCIETY PLC		
Amount Secured:	THE VARIED RENT PAYABLE BY THE COMPANY TO THE CHARGEES PURSUANT TO THE DEED		
Details:	FOURTH FLOOR 17,17A HANOVER SQUARE AND 301/7 OXFORD STREET LONDON W1		

PREVIOUS DIRECTOR/COMPANY SECRETARIES

Name	Current Active Appointments	Previous Appointments	Dissolved Companies
Simon Derek Seaton	0	1	1
David Lyall Mitchell	0	5	0
John Kopec	0	1	0
Raymond Kenneth Houghton	0	1	0
Matthew Innes	0	1	0
John Edward Deering	0	22	5
Peter George Hoberg	0	1	0

DISCLAIMER : This Report is **PRIVATE & CONFIDENTIAL** and it is prepared at the request of and for its use by the Subscriber only. The Subscriber shall use the contents of the Report merely as an aid to its business. Mira Inform Private Limited ("MIPL") has collated information/data in the Report, which have not been verified unless otherwise specifically mentioned in the Report. The Subscriber shall independently verify the accuracy and correctness of the information/data before in any way acting upon the same. MIPL shall not be liable for any harm, injury, loss or damage caused to the Subscriber due to default by the Subscriber's debtors/beneficiaries in fulfilling their obligations of any nature whatsoever. This Report or any of its portion shall not be used as a documentary evidence or otherwise before any investigative agencies or forum of law. This Report is confidential and proprietary to MIPL. The Subscriber and/or any other person(s) may not reproduce, publish or disclose any of the contents of the Report to others without the express authorization of MIPL. This Report is prepared and issued to the Subscriber without any risk, responsibility or liability on the part of MIPL or its officials.

Paul Schouten	0	1	0
William David Taylor	0	3	0
Gavin Thomas Brannan	0	1	0
Michael Roy Shewan	0	1	0
Frank M Brakeslee	0	1	0
James Arthur Hochalter	0	1	0
Larry L Mengedoht	0	1	0
Paul R Pierson	0	1	1
Ronald F Simard	0	1	0
Clifford Albert Masters	0	3	3
Keith Nicholas Henry	0	30	17
Keith Mcdonald Ritchie	1	2	0
Robert Wallace Pollock	0	3	9
Edward Joseph Cooney	0	2	11
Stephen John Nicholson	0	18	25
Judith Robertson Tocher	0	8	43
Alan Douglas Horden	1	11	3
William Carroll McCoy	0	3	0
Robert Franklin Nash	0	2	1
James Elmer Dryden	0	2	0
Larkin Glenn Rugby	0	1	0
Lewis Wetzel (Jody) Powers	0	4	10
Whitney Joseph Zeringue	0	3	4
Douglas George Lawrie	0	16	20
Ian Charles Brown Gordon	0	1	2
Robert Charles Muchmore	0	4	15
Nicholas Whycliffe Moran	0	1	3
Stephen Andrew Brighty	0	2	3
Thomas William Amerigo	0	2	1
Michael Lewis Bowyer	1	22	25
Richard Clark Vint	0	10	34
Ross Mark McCurley	0	3	0
Ricky Dean Luke	0	4	5
Mel Oliver Fitzgerald	2	20	35
Margaret Estelle Carriere	0	6	26
David Alexander McLeod	0	4	1
Michael Timothy Holland	0	2	0
Edgar Jairo Ortiz Perdomo	0	2	2
Scott Ernest Ewen	0	2	1
John Joseph Houston	1	28	36
Russel Lee Croley	0	3	0
Norman Ebb Simpson Smith	0	5	0
Richard Joseph Taylor	0	1	5
Peter John Crawley	1	30	36
Stephen Fredrick Bracker	0	2	0
Marcus George Wood Greaves	1	2	0

DISCLAIMER : This Report is **PRIVATE & CONFIDENTIAL** and it is prepared at the request of and for its use by the Subscriber only. The Subscriber shall use the contents of the Report merely as an aid to its business. Mira Inform Private Limited ("MIPL") has collated information/data in the Report, which have not been verified unless otherwise specifically mentioned in the Report. The Subscriber shall independently verify the accuracy and correctness of the information/data before in any way acting upon the same. MIPL shall not be liable for any harm, injury, loss or damage caused to the Subscriber due to default by the Subscriber's debtors/beneficiaries in fulfilling their obligations of any nature whatsoever. This Report or any of its portion shall not be used as a documentary evidence or otherwise before any investigative agencies or forum of law. This Report is confidential and proprietary to MIPL. The Subscriber and/or any other person(s) may not reproduce, publish or disclose any of the contents of the Report to others without the express authorization of MIPL. This Report is prepared and issued to the Subscriber without any risk, responsibility or liability on the part of MIPL or its officials.

Alan Patrick	0	2	0
Edward John Anderson	0	2	0
Barry Anthony Mahon	1	14	33
Frank Christopher Rooney	0	2	0
Craig Warren Dunagan	0	2	0
Douglas John Grimes	0	5	5
Gary Neil Paver	0	18	26
Julian Mark Coward	0	2	0
Christopher John Chalker	0	1	0
Andrew Denis Briston	0	1	0
Michael Gray	0	3	2
John O`brien	0	1	0
Derek David Wood	0	3	0
Duncan Forbes Hay	0	1	0
Malcolm John Ellice	0	1	0
Matthew Betts	0	27	1
Gordon Glenn Holekamp	0	1	0
Dustin John Whiteley	0	1	0
John Derek Wingfield	1	2	0
Frederick J Oczkowski	0	1	0
Iain James Shepherd	0	2	0
James Coghill	0	4	0
Alasdair Ian Buchanan	0	21	2
James Bryon Renfroe	0	6	2
Philip Edwin Scott	0	1	1
Thomas James Leeson	1	3	0
David Mladenka	0	26	0
Iain Alexander Dowell	0	3	0
Elizabeth Crichton Wightman Hunter	0	1	0
Paul Michael Osborne	0	1	0
Brian Hugh MacMillan	4	4	0
William John Hunter	0	1	0
John Christopher Suggett	0	1	0
Total Persons With Significant Control	1	Total Statements	0
Active	1	Active	0
Ceased	0	Ceased	0

Active Persons With Significant Control

Name	Halliburton Holdings (No 3)	Kind	Corporate Entity With Significant Control
Address	Halliburton House Howe Moss Crescent, Dyce, Aberdeen	Notified On	06/04/2016
Post Code	AB21 0GN	Legal Form	Unlimited With Shares
Authority	United Kingdom (Scotland)	Place Registered	Companies House
Country	Scotland	Registration	Sc231927

DISCLAIMER : This Report is **PRIVATE & CONFIDENTIAL** and it is prepared at the request of and for its use by the Subscriber only. The Subscriber shall use the contents of the Report merely as an aid to its business. Mira Inform Private Limited ("MIPL") has collated information/data in the Report, which have not been verified unless otherwise specifically mentioned in the Report. The Subscriber shall independently verify the accuracy and correctness of the information/data before in any way acting upon the same. MIPL shall not be liable for any harm, injury, loss or damage caused to the Subscriber due to default by the Subscriber's debtors/beneficiaries in fulfilling their obligations of any nature whatsoever. This Report or any of its portion shall not be used as a documentary evidence or otherwise before any investigative agencies or forum of law. This Report is confidential and proprietary to MIPL. The Subscriber and/or any other person(s) may not reproduce, publish or disclose any of the contents of the Report to others without the express authorization of MIPL. This Report is prepared and issued to the Subscriber without any risk, responsibility or liability on the part of MIPL or its officials.



MIRA INFORM PRIVATE LIMITED
605, Palmspring, Near D'Mart, Link Road,
Malad (West), Mumbai - 400 064. INDIA
Tel : 91-22-40448000 (44 lines)
Fax : 91-22-40448045 / 40448046
E-mail : mira@mirainform.com
info@mirainform.com
Website : <http://www.mirainform.com>
<http://www.miraglobalcheck.com>
<http://www.miraglobalcollections.com>

HALLIBURTON MANUFACTURING AND SERVICES LIMITED - 534704 PAGE NO. : 20

Registered		Number			
Nature Of Control	Ownership of shares - above 75%				

Ceased Persons With Significant Control

No Ceased Persons With Significant Control To Display

Active Statements

No Active Statements To Display

Ceased Statements

No Ceased Statements To Display

DISCLAIMER : This Report is **PRIVATE & CONFIDENTIAL** and it is prepared at the request of and for its use by the Subscriber only. The Subscriber shall use the contents of the Report merely as an aid to its business. Mira Inform Private Limited ("MIPL") has collated information/data in the Report, which have not been verified unless otherwise specifically mentioned in the Report. The Subscriber shall independently verify the accuracy and correctness of the information/data before in any way acting upon the same. MIPL shall not be liable for any harm, injury, loss or damage caused to the Subscriber due to default by the Subscriber's debtors/beneficiaries in fulfilling their obligations of any nature whatsoever. This Report or any of its portion shall not be used as a documentary evidence or otherwise before any investigative agencies or forum of law. This Report is confidential and proprietary to MIPL. The Subscriber and/or any other person(s) may not reproduce, publish or disclose any of the contents of the Report to others without the express authorization of MIPL. This Report is prepared and issued to the Subscriber without any risk, responsibility or liability on the part of MIPL or its officials.

FOREIGN EXCHANGE RATES

Currency	Unit	Indian Rupees
US Dollar	1	INR 73.80
UK Pound	1	INR 97.65
Euro	1	INR 85.55
GBP	1	INR 96.93

Note : Above are approximate rates obtained from sources believed to be correct

INFORMATION DETAILS

Analysis Done by :	NIS
Report Prepared by :	SYL

DISCLAIMER : This Report is **PRIVATE & CONFIDENTIAL** and it is prepared at the request of and for its use by the Subscriber only. The Subscriber shall use the contents of the Report merely as an aid to its business. Mira Inform Private Limited ("MIPL") has collated information/data in the Report, which have not been verified unless otherwise specifically mentioned in the Report. The Subscriber shall independently verify the accuracy and correctness of the information/data before in any way acting upon the same. MIPL shall not be liable for any harm, injury, loss or damage caused to the Subscriber due to default by the Subscriber's debtors/beneficiaries in fulfilling their obligations of any nature whatsoever. This Report or any of its portion shall not be used as a documentary evidence or otherwise before any investigative agencies or forum of law. This Report is confidential and proprietary to MIPL. The Subscriber and/or any other person(s) may not reproduce, publish or disclose any of the contents of the Report to others without the express authorization of MIPL. This Report is prepared and issued to the Subscriber without any risk, responsibility or liability on the part of MIPL or its officials.

RATING EXPLANATIONS

Credit Rating	Explanation	Rating Comments
A++	Minimum Risk	Business dealings permissible with minimum risk of default
A+	Low Risk	Business dealings permissible with low risk of default
A	Acceptable Risk	Business dealings permissible with moderate risk of default
B	Medium Risk	Business dealings permissible on a regular monitoring basis
C	Medium High Risk	Business dealings permissible preferably on secured basis
D	High Risk	Business dealing not recommended or on secured terms only
NB	New Business	No recommendation can be done due to business in infancy stage
NT	No Trace	No recommendation can be done as the business is not traceable

NB is stated where there is insufficient information to facilitate rating. However, it is not to be considered as unfavourable.

This score serves as a reference to assess SC's credit risk and to set the amount of credit to be extended. It is calculated from a composite of weighted scores obtained from each of the major sections of this report. The assessed factors are as follows:

- Financial condition covering various ratios
- Company background and operations size
- Promoters / Management background
- Payment record
- Litigation against the subject
- Industry scenario / competitor analysis
- Supplier / Customer / Banker review (wherever available)