

MIRA INFORM REPORT

Report No. :	535213
Report Date :	17.10.2017

IDENTIFICATION DETAILS

Name :	BEGG COUSLAND ENVIROTEC LIMITED
Formerly Known As :	B.C. ENVIROTEC LIMITED
Registered Office :	205 White Studios, 62 Templeton Street, Glasgow G40 1DA
Country :	United Kingdom
Financials (as on) :	31.12.2017
Date of Incorporation :	06.11.2012
Com. Reg. No.:	SC436242
Legal Form :	Private Limited with Share Capital
Line of Business :	Other Manufacturing N.E.C. [We tried to confirm / obtain the detailed activity but the same is not available from any sources]
No. of Employees :	11 [2017]

RATING & COMMENTS

(Mira Inform has adopted New Rating mechanism w.e.f. 23rd January 2017)

MIRA's Rating : A

Credit Rating	Explanation	Rating Comments
A	Acceptable Risk	Business dealings permissible with moderate risk of default

Status :	Good
Payment Behaviour :	No Complaints

DISCLAIMER : This Report is **PRIVATE & CONFIDENTIAL** and it is prepared at the request of and for its use by the Subscriber only. The Subscriber shall use the contents of the Report merely as an aid to its business. Mira Inform Private Limited ("MIPL") has collated information/data in the Report, which have not been verified unless otherwise specifically mentioned in the Report. The Subscriber shall independently verify the accuracy and correctness of the information/data before in any way acting upon the same. MIPL shall not be liable for any harm, injury, loss or damage caused to the Subscriber due to default by the Subscriber's debtors/beneficiaries in fulfilling their obligations of any nature whatsoever. This Report or any of its portion shall not be used as a documentary evidence or otherwise before any investigative agencies or forum of law. This Report is confidential and proprietary to MIPL. The Subscriber and/or any other person(s) may not reproduce, publish or disclose any of the contents of the Report to others without the express authorization of MIPL. This Report is prepared and issued to the Subscriber without any risk, responsibility or liability on the part of MIPL or its officials.

Litigation :	Clear
---------------------	-------

NOTES :

Any query related to this report can be made on e-mail : infodept@mirainform.com while quoting report number, name and date.

ECGC Country Risk Classification List

Country Name	Previous Rating (30.06.2018)	Current Rating (30.09.2018)
United Kingdom	A1	A1

Risk Category	ECGC Classification
Insignificant	A1
Low Risk	A2
Moderately Low Risk	B1
Moderate Risk	B2
Moderately High Risk	C1
High Risk	C2
Very High Risk	D

DISCLAIMER : This Report is **PRIVATE & CONFIDENTIAL** and it is prepared at the request of and for its use by the Subscriber only. The Subscriber shall use the contents of the Report merely as an aid to its business. Mira Inform Private Limited ("MIPL") has collated information/data in the Report, which have not been verified unless otherwise specifically mentioned in the Report. The Subscriber shall independently verify the accuracy and correctness of the information/data before in any way acting upon the same. MIPL shall not be liable for any harm, injury, loss or damage caused to the Subscriber due to default by the Subscriber's debtors/beneficiaries in fulfilling their obligations of any nature whatsoever. This Report or any of its portion shall not be used as a documentary evidence or otherwise before any investigative agencies or forum of law. This Report is confidential and proprietary to MIPL. The Subscriber and/or any other person(s) may not reproduce, publish or disclose any of the contents of the Report to others without the express authorization of MIPL. This Report is prepared and issued to the Subscriber without any risk, responsibility or liability on the part of MIPL or its officials.

UNITED KINGDOM - ECONOMIC OVERVIEW

The UK, a leading trading power and financial center, is the third largest economy in Europe after Germany and France. Agriculture is intensive, highly mechanized, and efficient by European standards, producing about 60% of food needs with less than 2% of the labor force. The UK has large coal, natural gas, and oil resources, but its oil and natural gas reserves are declining; the UK has been a net importer of energy since 2005. Services, particularly banking, insurance, and business services, are key drivers of British GDP growth. Manufacturing, meanwhile, has declined in importance but still accounts for about 10% of economic output.

In 2008, the global financial crisis hit the economy particularly hard, due to the importance of its financial sector. Falling home prices, high consumer debt, and the global economic slowdown compounded the UK's economic problems, pushing the economy into recession in the latter half of 2008 and prompting the then BROWN (Labour) government to implement a number of measures to stimulate the economy and stabilize the financial markets. Facing burgeoning public deficits and debt levels, in 2010 the then CAMERON-led coalition government (between Conservatives and Liberal Democrats) initiated an austerity program, which has continued under the Conservative government. However, the deficit still remains one of the highest in the G7, standing at 3.6% of GDP as of 2017, and the UK has pledged to lower its corporation tax from 20% to 17% by 2020. The UK had a debt burden of 90.4% GDP at the end of 2017.

The UK economy has begun to slow since the referendum vote to leave the EU in June 2016. A sustained depreciation of the British pound has increased consumer and producer prices, weighing on consumer spending without spurring a meaningful increase in exports. The UK has an extensive trade relationship with other EU members through its single market membership, and economic observers have warned the exit will jeopardize its position as the central location for European financial services. Prime Minister MAY is seeking a new "deep and special" trade relationship with the EU following the UK's exit. However, economists doubt that the UK will be able to preserve the benefits of EU membership without the obligations. The UK is expected to officially leave the EU by the end of March 2019.

Source : CIA

COMPANY SUMMARY

Registered Address

205 White Studios
62 Templeton Street
Glasgow
G40 1DA

Trading Address

205 White Studios
Templeton Business Centre
62 Templeton Street
Glasgow, Lanarkshire
G40 1DA

Website Address	http://www.beggcousland.co.uk
Company Number	SC436242
Telephone Number	08227393781
Fax Number	-
TPS	No
FPS	Yes
Incorporation Date	06/11/2012
Previous Name	B.C. ENVIROTEC LIMITED
Type	Private Limited with Share Capital
FTSE Index	-
Date of Change	30/04/2013
Filing Date of Accounts	08/09/2018
Currency	GBP
Share Capital	£15,000
SIC07	32990
Charity Number	-
SIC07 Description	Other manufacturing n.e.c.
Principal Activity	-

ADDITIONAL INFORMATION

CCJ's

0 (£0)

No CCJ Information To Display

Ultimate Holding Company	-
Accountant	HARDIE CALDWELL LLP
Mortgages	0
Group	0 companies

DISCLAIMER : This Report is **PRIVATE & CONFIDENTIAL** and it is prepared at the request of and for its use by the Subscriber only. The Subscriber shall use the contents of the Report merely as an aid to its business. Mira Inform Private Limited ("MIPL") has collated information/data in the Report, which have not been verified unless otherwise specifically mentioned in the Report. The Subscriber shall independently verify the accuracy and correctness of the information/data before in any way acting upon the same. MIPL shall not be liable for any harm, injury, loss or damage caused to the Subscriber due to default by the Subscriber's debtors/beneficiaries in fulfilling their obligations of any nature whatsoever. This Report or any of its portion shall not be used as a documentary evidence or otherwise before any investigative agencies or forum of law. This Report is confidential and proprietary to MIPL. The Subscriber and/or any other person(s) may not reproduce, publish or disclose any of the contents of the Report to others without the express authorization of MIPL. This Report is prepared and issued to the Subscriber without any risk, responsibility or liability on the part of MIPL or its officials.

Linkages 0 companies
Countries In 0 countries

KEY FINANCIALS

Year to Date	Turnover	Pre Tax Profit	Shareholder	Funds Employees
31.12.2017	-	-	£987,350	11
31.12.2016	-	-	£609,285	12
31.12.2015	-	-	£533,814	12

MORTGAGE SUMMARY

Total Mortgage 0
Outstanding 0
Satisfied 0

TRADE DEBTORS / BAD DEBT SUMMARY

Total Number of Documented Trade 0
Total Value of Documented Trade £0

COMMENTARY

This company has been treated as a Small company in respect of the rating/limit generated.
This company has only made late payments on a low percentage of invoices.
The latest Balance Sheet indicates a very positive net working capital position.
The latest cash balances represent a positive level in terms of the overall outstanding creditor obligations.
There has been an increase in shareholders funds compared with the previous balance sheet.

CCJ

Total Number of Exact CCJs -	0	Total Value of Exact CCJs -	
Total Number of Possible CCJs -	0	Total Value of Possible CCJs -	
Total Number of	0	Total Value of Satisfied	

DISCLAIMER : This Report is **PRIVATE & CONFIDENTIAL** and it is prepared at the request of and for its use by the Subscriber only. The Subscriber shall use the contents of the Report merely as an aid to its business. Mira Inform Private Limited ("MIPL") has collated information/data in the Report, which have not been verified unless otherwise specifically mentioned in the Report. The Subscriber shall independently verify the accuracy and correctness of the information/data before in any way acting upon the same. MIPL shall not be liable for any harm, injury, loss or damage caused to the Subscriber due to default by the Subscriber's debtors/beneficiaries in fulfilling their obligations of any nature whatsoever. This Report or any of its portion shall not be used as a documentary evidence or otherwise before any investigative agencies or forum of law. This Report is confidential and proprietary to MIPL. The Subscriber and/or any other person(s) may not reproduce, publish or disclose any of the contents of the Report to others without the express authorization of MIPL. This Report is prepared and issued to the Subscriber without any risk, responsibility or liability on the part of MIPL or its officials.

Satisfied CCJs -		CCJs -	
Total Number of Writs -	-		

Total Current Directors	3	Total Current Secretaries	0
Total Previous Directors / Company Secretaries	0	Total Person's With Significant Control	3

CURRENT DIRECTORS
















Title	Mr	Function	Director
Name	Graeme Michael Cousland	Nationality	British
Date of Birth	03/1955	Present Appointments	2
Latest Address	Orchardwell, Killearn, Stirlingshire	Appointment Date	06/11/2012
Post Code	G63 9QG		
Title	Mr	Function	Director
Name	Iain Thomas Ross	Nationality	British
Date of Birth	03/1950	Present Appointments	1
Latest Address	205 White Studios, 62 Templeton Street, Glasgow	Appointment Date	06/11/2012
Post Code	G40 1DA		
Title	Mr	Function	Director
Name	Martyn Laurence Dean	Nationality	British
Date of Birth	02/1969	Present Appointments	2
Latest Address	205 White Studios, 62 Templeton Street, Glasgow	Appointment Date	06/11/2012
Post Code	G40 1DA		

CURRENT COMPANY SECRETARY


Top Shareholders

Name	Currency	Share Count	Share Type	Nominal Value	% of Total Share Count
MARTYN LAURENCE DEAN	GBP	5,000	ORDINARY	1	33.33
GRAEME MICHAEL COUSLAND	GBP	5,000	ORDINARY	1	33.33
IAIN THOMAS ROSS	GBP	5,000	ORDINARY	1	33.33

PROFIT & LOSS

	Date Of Accounts	31/12/17	(%)	31/12/16	(%)	31/12/15	(%)	31/12/14	(%)	31/12/13
	Weeks	52	(%)	52	(%)	52	(%)	52	(%)	60
	Currency	GBP	(%)	GBP	(%)	GBP	(%)	GBP	(%)	GBP
	Consolidated A/cs	N	(%)	N	(%)	N	(%)	N	(%)	N
	Turnover	-	-	-	-	-	-	-	-	-
	Export	-	-	-	-	-	-	-	-	-
	Cost of Sales	-	-	-	-	-	-	-	-	-
	Gross Profit	-	-	-	-	-	-	-	-	-
	Wages & Salaries	-	-	-	-	-	-	-	-	-
	Directors Emoluments	-	-	-	-	-	-	-	-	-
	Operating Profit	-	-	-	-	-	-	-	-	-
	Depreciation	£5,616	- 12.3%	£6,403	10.7%	£5,782	14.9%	£5,031	252.6%	£1,427
	Audit Fees	-	- 100%	£6,884	- 11.9%	£7,817	-	-	-	-
	Interest Payments	-	-	-	-	-	-	-	-	-
	Pre Tax Profit	-	-	-	-	-	-	-	-	-
	Taxation	-	-	-	-	-	-	-	-	-
	Profit After Tax	-	-	-	-	-	-	-	-	-
	Dividends Payable	-	-	-	-	-	-	-	-	-
	Retained Profit	-	-	-	-	-	-	-	-	-








BALANCE SHEET

	Date Of Accounts	31/12/17	(%)	31/12/16	(%)	31/12/15	(%)	31/12/14	(%)	31/12/13
	Tangible Assets	£19,093	-2.7%	£19,627	- 21.8 %	£25,106	12.3 %	£22,358	12.1%	£19,936

DISCLAIMER : This Report is **PRIVATE & CONFIDENTIAL** and it is prepared at the request of and for its use by the Subscriber only. The Subscriber shall use the contents of the Report merely as an aid to its business. Mira Inform Private Limited ("MIPL") has collated information/data in the Report, which have not been verified unless otherwise specifically mentioned in the Report. The Subscriber shall independently verify the accuracy and correctness of the information/data before in any way acting upon the same. MIPL shall not be liable for any harm, injury, loss or damage caused to the Subscriber due to default by the Subscriber's debtors/beneficiaries in fulfilling their obligations of any nature whatsoever. This Report or any of its portion shall not be used as a documentary evidence or otherwise before any investigative agencies or forum of law. This Report is confidential and proprietary to MIPL. The Subscriber and/or any other person(s) may not reproduce, publish or disclose any of the contents of the Report to others without the express authorization of MIPL. This Report is prepared and issued to the Subscriber without any risk, responsibility or liability on the part of MIPL or its officials.






BEGG COUSLAND ENVIROTEC LIMITED - 535213

PAGE NO. : 8






	Intangible Assets	£333	- 85.7%	£2,333	- 46.2 %	£4,333	- 31.6 %	£6,333	-24%	£8,333
	Total Fixed Assets	£19,426	- 11.5%	£21,960	- 25.4 %	£29,439	2.6%	£28,691	1.5%	£28,269
	Stock	£35,670	999.9 %	£2,233	-	0	- 100 %	£13,955	214.3 %	£4,440
	Trade Debtors	£293,130	- 46.9%	£552,228	- 24.8 %	£734,676	82.9 %	£401,734	- 27.2%	£551,713
	Cash	£814,104	216.5 %	£257,260	- 20.7 %	£324,516	15.5 %	£280,994	169.7 %	£104,170
	Other Debtors	£206,856	-4.1%	£215,671	- 5.4%	£227,879	-	0	-	0
	Miscellaneous Current Assets	0	-	0	-	0	-	0	-	0
	Total Current Assets	£1,349,760	31.4%	£1,027,392	- 20.2 %	£1,287,071	84.7 %	£696,683	5.5%	£660,323
	Trade Creditors	£64,916	- 66.6%	£194,152	31%	£148,152	- 52.2 %	£310,230	- 28.1%	£431,757
	Bank Loans & Overdrafts	0	-	0	-	0	-	0	-	0
	Other Short Term Finance	£62,868	-	0	- 100 %	£201,026	-	0	-	0
	Miscellaneous Current Liabilities	£219,331	103.3 %	£107,890	- 57.5 %	£253,809	-	0	-	0
	Total Current Liabilities	£347,115	14.9%	£302,042	- 49.9 %	£602,987	94.4 %	£310,230	- 28.1%	£431,757
	Bank Loans & Overdrafts and LTL	£34,721	- 74.8%	£138,025	- 23.2 %	£179,709	76.6 %	£101,772	31.6%	£77,317
	Other Long Term Finance	0	-	0	-	0	-	0	-	0
	Total Long Term Liabilities	£34,721	- 74.8%	£138,025	- 23.2 %	£179,709	76.6 %	£101,772	31.6%	£77,317

DISCLAIMER : This Report is **PRIVATE & CONFIDENTIAL** and it is prepared at the request of and for its use by the Subscriber only. The Subscriber shall use the contents of the Report merely as an aid to its business. Mira Inform Private Limited ("MIPL") has collated information/data in the Report, which have not been verified unless otherwise specifically mentioned in the Report. The Subscriber shall independently verify the accuracy and correctness of the information/data before in any way acting upon the same. MIPL shall not be liable for any harm, injury, loss or damage caused to the Subscriber due to default by the Subscriber's debtors/beneficiaries in fulfilling their obligations of any nature whatsoever. This Report or any of its portion shall not be used as a documentary evidence or otherwise before any investigative agencies or forum of law. This Report is confidential and proprietary to MIPL. The Subscriber and/or any other person(s) may not reproduce, publish or disclose any of the contents of the Report to others without the express authorization of MIPL. This Report is prepared and issued to the Subscriber without any risk, responsibility or liability on the part of MIPL or its officials.



CAPITAL & RESERVES

	Date Of Accounts	31/12/17	(%)	31/12/16	(%)	31/12/15	(%)	31/12/14	(%)	31/12/13
	Called Up Share Capital	£15,000	-	£15,000	-	£15,000	-	£15,000	-	£15,000
	P & L Account Reserve	£972,350	63.6%	£594,285	14.5%	£518,814	73.9%	£298,372	81.4%	£164,518
	Revaluation Reserve	-	-	-	-	-	-	-	-	-
	Sundry Reserves	-	-	-	-	-	-	-	-	-
	Shareholder Funds	£987,350	62.1%	£609,285	14.1%	£533,814	70.3%	£313,372	74.6%	£179,518



OTHER FINANCIAL ITEMS

	Date Of Accounts	31/12/17	(%)	31/12/16	(%)	31/12/15	(%)	31/12/14	(%)	31/12/13
	Net Worth	£987,017	62.6%	£606,952	14.6%	£529,481	72.4%	£307,039	79.4%	£171,185
	Working Capital	£1,002,645	38.2%	£725,350	6%	£684,084	77%	£386,453	69.1%	£228,566
	Total Assets	£1,369,186	30.5%	£1,049,352	-20.3%	£1,316,510	81.5%	£725,374	5.3%	£688,592
	Total Liabilities	£381,836	-13.2%	£440,067	-43.8%	£782,696	90%	£412,002	-19.1%	£509,074
	Net Assets	£987,350	62.1%	£609,285	14.1%	£533,814	70.3%	£313,372	74.6%	£179,518



CASH FLOW

	Date Of Accounts	31/12/17	(%)	31/12/16	(%)	31/12/15	(%)	31/12/14	(%)	31/12/13
	Net Cashflow from Operations	-	-	-	-	-	-	-	-	-
	Net Cashflow before Financing	-	-	-	-	-	-	-	-	-











DISCLAIMER : This Report is **PRIVATE & CONFIDENTIAL** and it is prepared at the request of and for its use by the Subscriber only. The Subscriber shall use the contents of the Report merely as an aid to its business. Mira Inform Private Limited ("MIPL") has collated information/data in the Report, which have not been verified unless otherwise specifically mentioned in the Report. The Subscriber shall independently verify the accuracy and correctness of the information/data before in any way acting upon the same. MIPL shall not be liable for any harm, injury, loss or damage caused to the Subscriber due to default by the Subscriber's debtors/beneficiaries in fulfilling their obligations of any nature whatsoever. This Report or any of its portion shall not be used as a documentary evidence or otherwise before any investigative agencies or forum of law. This Report is confidential and proprietary to MIPL. The Subscriber and/or any other person(s) may not reproduce, publish or disclose any of the contents of the Report to others without the express authorization of MIPL. This Report is prepared and issued to the Subscriber without any risk, responsibility or liability on the part of MIPL or its officials.

	Net Cashflow from Financing	-	-	-	-	-	-	-	-	-
	Increase in Cash	-	-	-	-	-	-	-	-	-





MISCELLANEOUS

	Date Of Accounts	31/12/17	(%)	31/12/16	(%)	31/12/15	(%)	31/12/14	(%)	31/12/13
	Contingent Liability	NO	-	NO	-	NO	-	NO	-	NO
	Capital Employed	£1,022,071	36.8%	£747,310	4.7%	£713,523	71.9%	£415,144	61.6%	£256,835
	Number of Employees	11	-8.3%	12	-	12	-	-	-	-
	Accountants	HARDIE CALDWELL LLP								
	Auditors									
	Auditor Comments	The company is exempt from audit								
	Bankers									
	Bank Branch Code									

RATIOS

	Date Of Accounts	31/12/17	31/12/16	31/12/15	31/12/14	31/12/13
	Pre-tax profit margin %	-	-	-	-	-
	Current ratio	3.89	3.40	2.13	2.25	1.53
	Sales/Net Working Capital	-	-	-	-	-
	Gearing %	3.50	22.70	33.70	32.50	43.10
	Equity in %	72.10	58.20	40.70	43.60	26.40
	Creditor Days	-	-	-	-	-
	Debtor Days	-	-	-	-	-
	Liquidity/Acid Test	3.78	3.39	2.13	2.20	1.51
	Return On Capital Employed %	-	-	-	-	-
	Return On Total Assets Employed %	-	-	-	-	-

DISCLAIMER : This Report is **PRIVATE & CONFIDENTIAL** and it is prepared at the request of and for its use by the Subscriber only. The Subscriber shall use the contents of the Report merely as an aid to its business. Mira Inform Private Limited ("MIPL") has collated information/data in the Report, which have not been verified unless otherwise specifically mentioned in the Report. The Subscriber shall independently verify the accuracy and correctness of the information/data before in any way acting upon the same. MIPL shall not be liable for any harm, injury, loss or damage caused to the Subscriber due to default by the Subscriber's debtors/beneficiaries in fulfilling their obligations of any nature whatsoever. This Report or any of its portion shall not be used as a documentary evidence or otherwise before any investigative agencies or forum of law. This Report is confidential and proprietary to MIPL. The Subscriber and/or any other person(s) may not reproduce, publish or disclose any of the contents of the Report to others without the express authorization of MIPL. This Report is prepared and issued to the Subscriber without any risk, responsibility or liability on the part of MIPL or its officials.

	Current Debt Ratio	0.35	0.49	1.12	0.98	2.40
	Total Debt Ratio	0.38	0.72	1.46	1.31	2.83
	Stock Turnover Ratio %	-	-	-	-	-
	Return on Net Assets Employed %	-	-	-	-	-

Report Notes

There are no notes to display.

Status History

No Status History found

EVENT HISTORY

Date	Description
14/09/2018	New Accounts Filed
24/11/2017	Confirmation Statement
01/08/2017	New Accounts Filed
01/08/2017	New Accounts Filed
25/11/2016	Annual Returns
21/11/2016	Annual Returns
03/09/2016	New Accounts Filed
10/11/2015	Annual Returns
01/06/2015	New Accounts Filed
13/11/2014	Annual Returns
14/05/2014	New Accounts Filed
11/11/2013	Annual Returns
11/11/2013	Change in Reg.Office
02/05/2013	Change of Name
29/04/2013	Change in Reg.Office

Previous Company Names

Date	Previous Name
30/04/2013	B.C. ENVIROTEC LIMITED

Writ Details

No writs found

Statistics

Group	-
Linkages	0 companies
Countries	In 0 countries

DISCLAIMER : This Report is **PRIVATE & CONFIDENTIAL** and it is prepared at the request of and for its use by the Subscriber only. The Subscriber shall use the contents of the Report merely as an aid to its business. Mira Inform Private Limited ("MIPL") has collated information/data in the Report, which have not been verified unless otherwise specifically mentioned in the Report. The Subscriber shall independently verify the accuracy and correctness of the information/data before in any way acting upon the same. MIPL shall not be liable for any harm, injury, loss or damage caused to the Subscriber due to default by the Subscriber's debtors/beneficiaries in fulfilling their obligations of any nature whatsoever. This Report or any of its portion shall not be used as a documentary evidence or otherwise before any investigative agencies or forum of law. This Report is confidential and proprietary to MIPL. The Subscriber and/or any other person(s) may not reproduce, publish or disclose any of the contents of the Report to others without the express authorization of MIPL. This Report is prepared and issued to the Subscriber without any risk, responsibility or liability on the part of MIPL or its officials.

Summary

Holding Company	-
Ownership Status	
Ultimate Holding Company	-

Group StructureFull

No Group Structure

PREVIOUS DIRECTOR/COMPANY SECRETARIES

No Previous Director Details			
Total Persons With Significant Control	3	Total Statements	1
Active	3	Active	0
Ceased	0	Ceased	1

ACTIVE PERSONS WITH SIGNIFICANT CONTROL

Name	Mr Graeme Michael Cousland	Kind	Individual Person With Significant Control
Address	205 White Studios, 62 Templeton Street, Glasgow	Country Of Residence	Scotland
Post Code	G40 1DA	Nationality	British
Date of Birth	03/1955	Notified On	06/04/2016
Nature Of Control	Ownership Of Shares 25 To 50 Percent,Ownership Of Shares 25 To 50 Percent As Firm,Voting Rights 25 To 50 Percent,Right To Appoint And Remove Directors		
Name	Mr Iain Thomas Ross	Kind	Individual Person With Significant Control
Address	205 White Studios, 62 Templeton Street, Glasgow	Country Of Residence	Scotland
Post Code	G40 1DA	Nationality	British
Date of Birth	03/1950	Notified On	06/04/2016
Nature Of Control	Ownership Of Shares 25 To 50 Percent,Ownership Of Shares 25 To 50 Percent As Firm,Voting Rights 25 To 50 Percent,Right To Appoint And Remove Directors		
Name	Mr Martyn Laurence Dean	Kind	Individual Person With Significant Control
Address	205 White Studios, 62 Templeton Street, Glasgow	Country Of	Scotland

DISCLAIMER : This Report is **PRIVATE & CONFIDENTIAL** and it is prepared at the request of and for its use by the Subscriber only. The Subscriber shall use the contents of the Report merely as an aid to its business. Mira Inform Private Limited ("MIPL") has collated information/data in the Report, which have not been verified unless otherwise specifically mentioned in the Report. The Subscriber shall independently verify the accuracy and correctness of the information/data before in any way acting upon the same. MIPL shall not be liable for any harm, injury, loss or damage caused to the Subscriber due to default by the Subscriber's debtors/beneficiaries in fulfilling their obligations of any nature whatsoever. This Report or any of its portion shall not be used as a documentary evidence or otherwise before any investigative agencies or forum of law. This Report is confidential and proprietary to MIPL. The Subscriber and/or any other person(s) may not reproduce, publish or disclose any of the contents of the Report to others without the express authorization of MIPL. This Report is prepared and issued to the Subscriber without any risk, responsibility or liability on the part of MIPL or its officials.

		Residence	
Post Code	G40 1DA	Nationality	British
Date of Birth	02/1969	Notified On	06/04/2016
Nature Of Control	Ownership Of Shares 25 To 50 Percent,Ownership Of Shares 25 To 50 Percent As Firm,Voting Rights 25 To 50 Percent,Right To Appoint And Remove Directors		

Ceased Persons With Significant Control

No Ceased Persons With Significant Control To Display

Active Statements

No Active Statements To Display

Ceased Statements

Statement	The company has identified a registrable person in relation to the company but all the required particulars of that person have not been confirmed		
Notified On	06/11/2016	Ceased On	21/11/2017

FOREIGN EXCHANGE RATES

Currency	Unit	Indian Rupees
US Dollar	1	INR 73.90
UK Pound	1	INR 97.33
Euro	1	INR 85.57
GBP	1	INR 96.59

Note : Above are approximate rates obtained from sources believed to be correct

INFORMATION DETAILS

Analysis Done by :	VIV
Report Prepared by :	TPT

DISCLAIMER : This Report is **PRIVATE & CONFIDENTIAL** and it is prepared at the request of and for its use by the Subscriber only. The Subscriber shall use the contents of the Report merely as an aid to its business. Mira Inform Private Limited ("MIPL") has collated information/data in the Report, which have not been verified unless otherwise specifically mentioned in the Report. The Subscriber shall independently verify the accuracy and correctness of the information/data before in any way acting upon the same. MIPL shall not be liable for any harm, injury, loss or damage caused to the Subscriber due to default by the Subscriber's debtors/beneficiaries in fulfilling their obligations of any nature whatsoever. This Report or any of its portion shall not be used as a documentary evidence or otherwise before any investigative agencies or forum of law. This Report is confidential and proprietary to MIPL. The Subscriber and/or any other person(s) may not reproduce, publish or disclose any of the contents of the Report to others without the express authorization of MIPL. This Report is prepared and issued to the Subscriber without any risk, responsibility or liability on the part of MIPL or its officials.

RATING EXPLANATIONS

Credit Rating	Explanation	Rating Comments
A++	Minimum Risk	Business dealings permissible with minimum risk of default
A+	Low Risk	Business dealings permissible with low risk of default
A	Acceptable Risk	Business dealings permissible with moderate risk of default
B	Medium Risk	Business dealings permissible on a regular monitoring basis
C	Medium High Risk	Business dealings permissible preferably on secured basis
D	High Risk	Business dealing not recommended or on secured terms only
NB	New Business	No recommendation can be done due to business in infancy stage
NT	No Trace	No recommendation can be done as the business is not traceable

NB is stated where there is insufficient information to facilitate rating. However, it is not to be considered as unfavourable.

This score serves as a reference to assess SC's credit risk and to set the amount of credit to be extended. It is calculated from a composite of weighted scores obtained from each of the major sections of this report. The assessed factors are as follows:

- Financial condition covering various ratios
- Company background and operations size
- Promoters / Management background
- Payment record
- Litigation against the subject
- Industry scenario / competitor analysis
- Supplier / Customer / Banker review (wherever available)