

MIRA INFORM REPORT

Report No. :	534525
Report Date :	17.10.2018

IDENTIFICATION DETAILS

Name :	GLOBAL MINERALS JOINT STOCK COMPANY
Registered Office :	Small Industrial Cluster, Nghia Long Commune, Nghia Dan District, Nghe An Province,
Country :	Vietnam
Financials (as on) :	31.02.2017
Date of Incorporation :	17.06.2011
Com. Reg. No.:	2901402607
Legal Form :	Joint Stock Company
Line of Business :	Subject is engaged in manufacturing calcium carbonate powder.
No. of Employees :	250

RATING & COMMENTS

(Mira Inform has adopted New Rating mechanism w.e.f. 23rd January 2017)

MIRA's Rating :

A

Credit Rating	Explanation	Rating Comments
A	Acceptable Risk	Business dealings permissible with moderate risk of default

Status :	Satisfactory
Payment Behaviour :	No Complaints
Litigation :	Clear

NOTES :

Any query related to this report can be made on e-mail : infodept@mirainform.com while quoting report number, name and date.

ECGC Country Risk Classification List

Country Name	Previous Rating (30.06.2018)	Current Rating (30.09.2018)
Vietnam	A2	A2

Risk Category	ECGC Classification
Insignificant	A1
Low Risk	A2
Moderately Low Risk	B1
Moderate Risk	B2
Moderately High Risk	C1
High Risk	C2
Very High Risk	D

VIETNAM - ECONOMIC OVERVIEW

Vietnam is a densely populated developing country that has been transitioning since 1986 from the rigidities of a centrally planned, highly agrarian economy to a more industrial and market based economy, and it has raised incomes substantially. Vietnam exceeded its 2017 GDP growth target of 6.7% with growth of 6.8%, primarily due to unexpected increases in domestic demand, and strong manufacturing exports.

Vietnam has a young population, stable political system, commitment to sustainable growth, relatively low inflation, stable currency, strong FDI inflows, and strong manufacturing sector. In addition, the country is committed to continuing its global economic integration. Vietnam joined the WTO in January 2007 and concluded several free trade agreements in 2015-16, including the EU-Vietnam Free Trade Agreement (which the EU has not yet ratified), the Korean Free Trade Agreement, and the Eurasian Economic Union Free Trade Agreement. In 2017, Vietnam successfully chaired the Asia-Pacific Economic Cooperation (APEC) Conference with its key priorities including inclusive growth, innovation, strengthening small and medium enterprises, food security, and climate change. Seeking to diversify its opportunities, Vietnam also signed the Comprehensive and Progressive Agreement for the Transpacific Partnership in 2018 and continued to pursue the Regional Comprehensive Economic Partnership.

To continue its trajectory of strong economic growth, the government acknowledges the need to spark a 'second wave' of reforms, including reforming state-owned-enterprises, reducing red tape, increasing business sector transparency, reducing the level of non-performing loans in the banking sector, and increasing financial sector transparency. Vietnam's public debt to GDP ratio is nearing the government mandated ceiling of 65%.

In 2016, Vietnam cancelled its civilian nuclear energy development program, citing public concerns about safety and the high cost of the program; it faces growing pressure on energy infrastructure. Overall, the country's infrastructure fails to meet the needs of an expanding middle class. Vietnam has demonstrated a commitment to sustainable growth over the last several years, but despite the recent speed-up in economic growth the government remains cautious about the risk of external shocks.

Source : CIA

SUBJECT IDENTIFICATION & LEGAL FORM

Current legal status	
English Name	GLOBAL MINERALS JOINT STOCK COMPANY
Vietnamese Name	CONG TY CP KHOANG SAN TOAN CAU
Short name	GLOBAL.,JSC
Type of Business	Joint stock company
Year Established	2011
Business Registration No.	2901402607
Date of Registration	17 Jun 2011
Place of Registration	Nghe An Department of Planning and Investment
Charter capital	VND 15,000,000,000
Listed Company	No
Tax code	2901402607
Total Employees	250
Size	Medium

Historical Identification & Legal form

List	Changed Items	Date of changes
1	Subject has got former Board Of Director: Mr. LE QUANG KHANH Changed to: Mr. TONG SY BAO LONG (29 Aug 2017) Changed to: Mr. LE QUANG KHANH (16 Mar 2018) Changed to: Mr. VU DUY TUE	10 Sep 2018
2	Subject has got former Shareholders: + Mr. LE QUANG KHANH: 2% + Mr. NGUYEN CHAN CHINH: 94% + Mr. TONG SY BAO LONG: 2% + Mr. NGUYEN TIEN HUNG: 2% Changed to: + Mr. NGUYEN CHAN CHINH: 96% + Mr. TONG SY BAO LONG: 2% + Mr. NGUYEN TIEN HUNG: 2% (28 Aug 2017) Changed to: + Mr. LE QUANG KHANH: 2% + Mr. NGUYEN TIEN HUNG: 2% + Mr. NGUYEN CHAN CHINH: 96%	16 Mar 2018

ADDRESSES

Head Office	
Address	Small Industrial Cluster, Nghia Long Commune, Nghia Dan District, Nghe An Province, Vietnam
Telephone	(84-238) 383902150

DISCLAIMER : This Report is **PRIVATE & CONFIDENTIAL** and it is prepared at the request of and for its use by the Subscriber only. The Subscriber shall use the contents of the Report merely as an aid to its business. Mira Inform Private Limited ("MIPL") has collated information/data in the Report, which have not been verified unless otherwise specifically mentioned in the Report. The Subscriber shall independently verify the accuracy and correctness of the information/data before in any way acting upon the same. MIPL shall not be liable for any harm, injury, loss or damage caused to the Subscriber due to default by the Subscriber's debtors/beneficiaries in fulfilling their obligations of any nature whatsoever. This Report or any of its portion shall not be used as a documentary evidence or otherwise before any investigative agencies or forum of law. This Report is confidential and proprietary to MIPL. The Subscriber and/or any other person(s) may not reproduce, publish or disclose any of the contents of the Report to others without the express authorization of MIPL. This Report is prepared and issued to the Subscriber without any risk, responsibility or liability on the part of MIPL or its officials.

Representative office in Ha Noi	
Address	17th, Han Viet Tower Building, No. 203 Minh Khai Street, Minh Khai Ward, Hai Ba Trung District, Ha Noi City, Vietnam

DIRECTORS

1. NAME	Mr. NGUYEN CHAN CHINH
Position	Chairman
Date of Birth	01 May 1977
ID Number/Passport	012992569
ID Issue Place	Ha Noi City Department of Public Security
Permanent Address	P2, 41 Nha Dau, Kham Thien Ward, Dong Da District, Ha Noi City, Vietnam
Nationality	Vietnamese
2. NAME	Mr. VU DUY TUE
Position	Director
Date of Birth	17 Nov 1980
ID Number/Passport	121349777
ID Issue Date	07 Jul 2017
ID Issue Place	Bac Giang Department of Public Security
Permanent Address	Thang Town, Hiep Hoa District, Bac Giang Province, Vietnam
Current Residence	Global II Factory, Tho Son Hamlet, Tho Hop Commune, Quy Hop District, Nghe An Province, Vietnam
Nationality	Vietnamese
3. NAME	Mr. VO HA HUY BINH
Position	Chief Accountant
Date of Birth	20 Dec 1992
ID Number/Passport	183959307
ID Issue Date	21 Jan 2014
ID Issue Place	Ha Tinh Department of Public Security
Permanent Address	Xuan Giang Commune, Nghi Xuan District, Ha Tinh Province, Vietnam
Nationality	Vietnamese

BUSINESS NATURE AND ACTIVITIES

The subject is engaged in manufacturing calcium carbonate powder.
It registers in:
Other mining and quarrying n.e.c
Manufacture of plastics and synthetic rubber in primary forms
Wholesale of construction materials, installation supplies

DISCLAIMER : This Report is **PRIVATE & CONFIDENTIAL** and it is prepared at the request of and for its use by the Subscriber only. The Subscriber shall use the contents of the Report merely as an aid to its business. Mira Inform Private Limited ("MIPL") has collated information/data in the Report, which have not been verified unless otherwise specifically mentioned in the Report. The Subscriber shall independently verify the accuracy and correctness of the information/data before in any way acting upon the same. MIPL shall not be liable for any harm, injury, loss or damage caused to the Subscriber due to default by the Subscriber's debtors/beneficiaries in fulfilling their obligations of any nature whatsoever. This Report or any of its portion shall not be used as a documentary evidence or otherwise before any investigative agencies or forum of law. This Report is confidential and proprietary to MIPL. The Subscriber and/or any other person(s) may not reproduce, publish or disclose any of the contents of the Report to others without the express authorization of MIPL. This Report is prepared and issued to the Subscriber without any risk, responsibility or liability on the part of MIPL or its officials.

Manufacture of other textiles n.e.c
Non-specialized wholesale trade
Wholesale of waste and scrap and other products n.e.c

TRADE REFERENCE AND IMPORT - EXPORT ACTIVITIES

Major Suppliers:	
Name	
IOI ACIDCHEM SDN BHD (Malaysia)	
NATURAL OLEOCHEMICALS SDN BHD (Malaysia)	
ZHEJIANG AILIPU TECHNOLOGIES CO LTD (China)	
IMPORT:	
Market	China , Malaysia
EXPORT:	
Note: Currently, the subject does not export	

BANKERS

1. BANK FOR INVESTMENT AND DEVELOPMENT OF VIETNAM TRANSACTION CENTER NO. 1	
Address	Vincom Tower, No. 191, Ba Trieu Street, Le Dai Hanh Ward, Hai Ba Trung District, Ha Noi City, Vietnam
Telephone	(84-24) 2223 4234
Fax	(84-24) 22208988
2. BANK FOR INVESTMENT AND DEVELOPMENT OF VIETNAM QUY HOP TRANSACTION	
Address	Quy Hop Town, Quy Hop District, Nghe An Province, Vietnam
Telephone	(84-238) 3883419

SHAREHOLDERS

1. NAME	Mr. LE QUANG KHANH
Date of Birth	20 Oct 1949
ID Number/Passport	042049000073
Issued on	11 Jan 2016
Issued Place	Police Department of Registration, Residence Management and National Database on Population
Permanent Address	Thuan Tien Hamlet, Duc Thuan Commune, Hong Linh Town, Ha Tinh Province, Vietnam
Nationality	Vietnamese

DISCLAIMER : This Report is **PRIVATE & CONFIDENTIAL** and it is prepared at the request of and for its use by the Subscriber only. The Subscriber shall use the contents of the Report merely as an aid to its business. Mira Inform Private Limited ("MIPL") has collated information/data in the Report, which have not been verified unless otherwise specifically mentioned in the Report. The Subscriber shall independently verify the accuracy and correctness of the information/data before in any way acting upon the same. MIPL shall not be liable for any harm, injury, loss or damage caused to the Subscriber due to default by the Subscriber's debtors/beneficiaries in fulfilling their obligations of any nature whatsoever. This Report or any of its portion shall not be used as a documentary evidence or otherwise before any investigative agencies or forum of law. This Report is confidential and proprietary to MIPL. The Subscriber and/or any other person(s) may not reproduce, publish or disclose any of the contents of the Report to others without the express authorization of MIPL. This Report is prepared and issued to the Subscriber without any risk, responsibility or liability on the part of MIPL or its officials.

<i>Note: Shares were transferred.</i>	
2. NAME	Mr. NGUYEN TIEN HUNG
ID Number/Passport	011898712
Issued Place	Ha Noi Department of Public Security
Permanent Address	P2, House 41, Nha Dau, Kham Thien Ward, Dong Da District, Ha Noi City, Vietnam
Nationality	Vietnamese
Number of Shares	3,000
Value of shares	VND 300,000,000
Percentage	2%
3. NAME	Mr. TONG SY BAO LONG
Date of Birth	08 Sep 1975
ID Number/Passport	013380089
Issued on	05 Jan 2011
Issued Place	Ha Noi Department of Public Security
Permanent Address	No. 4, Lane 9, Hoe Nhai, Nguyen Trung Truc Ward, Ba Dinh District, Ha Noi City, Vietnam
Current Residence	2516 Park1, Time City 458, Minh Khai Ward, Hai Ba Trung District, Ha Noi City, Vietnam
Nationality	Vietnamese
Number of Shares	3,000
Value of shares	VND 300,000,000
Percentage	2%
4. NAME	Mr. NGUYEN CHAN CHINH
Position	Chairman
Date of Birth	01 May 1977
ID Number/Passport	012992569
Issued Place	Ha Noi City Department of Public Security
Permanent Address	P2, 41 Nha Dau, Kham Thien Ward, Dong Da District, Ha Noi City, Vietnam
Nationality	Vietnamese
Number of Shares	144,000
Value of shares	VND 14,400,000,000
Percentage	96%

FINANCIAL DATA

BALANCE SHEET			
Unit: One VND			
Balance sheet date	FYE 31 Dec 2017	FYE 31 Dec 2016	FYE 31 Dec 2015
ASSETS			
Current Assets	69,384,672,091	32,156,017,154	34,077,502,074

DISCLAIMER : This Report is **PRIVATE & CONFIDENTIAL** and it is prepared at the request of and for its use by the Subscriber only. The Subscriber shall use the contents of the Report merely as an aid to its business. Mira Inform Private Limited ("MIPL") has collated information/data in the Report, which have not been verified unless otherwise specifically mentioned in the Report. The Subscriber shall independently verify the accuracy and correctness of the information/data before in any way acting upon the same. MIPL shall not be liable for any harm, injury, loss or damage caused to the Subscriber due to default by the Subscriber's debtors/beneficiaries in fulfilling their obligations of any nature whatsoever. This Report or any of its portion shall not be used as a documentary evidence or otherwise before any investigative agencies or forum of law. This Report is confidential and proprietary to MIPL. The Subscriber and/or any other person(s) may not reproduce, publish or disclose any of the contents of the Report to others without the express authorization of MIPL. This Report is prepared and issued to the Subscriber without any risk, responsibility or liability on the part of MIPL or its officials.

Inventories	5,950,751,585	1,615,469,405	3,400,432,246
Long-Term Assets	55,786,813,479	59,696,007,690	31,695,799,680
TOTAL ASSETS	125,171,485,570	91,852,024,844	65,773,301,754
LIABILITIES			
LIABILITIES	62,426,944,956	52,829,386,998	35,961,335,420
OWNER'S EQUITY	62,744,540,614	39,022,637,846	29,811,966,334
TOTAL LIABILITIES AND OWNER'S EQUITY	125,171,485,570	91,852,024,844	65,773,301,754
PROFIT & LOSS STATEMENT			
Description	FYE 31 Dec 2017	FYE 31 Dec 2016	FYE 31 Dec 2015
Total Sale	196,503,556,370	156,919,950,633	147,255,476,702
Net revenue	196,503,556,370	156,919,950,633	141,260,059,514
Profit after tax	33,488,632,768	15,105,576,566	9,503,826,890

INDUSTRY DATA

The subject is classified in: Other mining and quarrying (Division 08 of ISIC)			
Items	Industry	Percentage	All Industries
1. Annual average capital of enterprises (Bil VND)	62,084	0.28%	22,144,211
2. Value of fixed asset and long term investment (Bil VND)	31,177	0.30%	10,466,760
3. Net turnover from business of enterprises (Bil VND)	36,818	0.25%	14,949,181
4. Profit before taxes of enterprises (Bil VND)	1,412	0.26%	552,747
5. Number of employees	55,412	0.43%	12,856,856
6. Number of acting enterprises by size of capital (Total)	2,026	0.46%	442,485
6.1 Under 0.5 bil. VND	66	0.37%	17,656
6.2 From 0.5 to under 1 bil. VND	65	0.28%	23,408
6.3 From 1 to under 5 bil. VND	429	0.29%	145,789
6.4 From 5 to under 10 bil. VND	385	0.43%	88,540

PAYMENT HISTORY & PERFORMANCE EXPERIENCES

Trade Morality	Normal
Liquidity	Medium
Payment status	No Complaints
Financial Situation	Above Average
Development trend	Developing
Litigation data	No Record
Bankruptcy	No Record

DISCLAIMER : This Report is **PRIVATE & CONFIDENTIAL** and it is prepared at the request of and for its use by the Subscriber only. The Subscriber shall use the contents of the Report merely as an aid to its business. Mira Inform Private Limited ("MIPL") has collated information/data in the Report, which have not been verified unless otherwise specifically mentioned in the Report. The Subscriber shall independently verify the accuracy and correctness of the information/data before in any way acting upon the same. MIPL shall not be liable for any harm, injury, loss or damage caused to the Subscriber due to default by the Subscriber's debtors/beneficiaries in fulfilling their obligations of any nature whatsoever. This Report or any of its portion shall not be used as a documentary evidence or otherwise before any investigative agencies or forum of law. This Report is confidential and proprietary to MIPL. The Subscriber and/or any other person(s) may not reproduce, publish or disclose any of the contents of the Report to others without the express authorization of MIPL. This Report is prepared and issued to the Subscriber without any risk, responsibility or liability on the part of MIPL or its officials.

Payment Methods	TT, LC
Sale Methods	Wholesaler
Public opinion	Normal

SUMMARY

Established in Jun 2011 in Nghe An Province, the subject is currently operating under the business registration No. 2901402607; issued by Nghe An Department of Planning and Investment. The charter capital is VND 15 billion in which Mr. Nguyen Chan Chinh is the biggest shareholders with ownership ratio of 96%. He is also chairman or holds capital in other companies as: NHAT HUY INVESTMENT JOINT STOCK COMPANY, GREEN PVC ADDITIVES JOINT STOCK COMPANY, ECO-PACK INTERNATIONAL JOINT STOCK COMPANY, MEGA PLAST JOINT STOCK COMPANY...

The company's head office is located in Small Industrial Cluster, Nghia Long Commune, Nghia Dan District, Nghe An Province. It has representative office on 17th, Han Viet Tower Building, No. 203 Minh Khai Street, Minh Khai Ward, Hai Ba Trung District, Ha Noi City where is the representative office of its related company. The subject is engaged in manufacturing calcium carbonate powder. It has about 250 employees.

The subject was ranked as a medium sized company with total assets in 2017 of VND 125.2 billion. Capital structure was considered good. Liabilities by total assets at year-end 2017 were 49.87%; lower than average industry. The effectiveness in operating made owner's equity much bigger than its owner's investment capital.

According to the Profit and Loss Statement, total sales increased continuously and it reached VND 196.5 billion in 2017. Profit after tax also increased and it was reported at VND 33.5 billion in 2017. Profitability was considered high thanks to the best management in costs of goods sold per unit.

In general, the subject is operating normally. With current financial situation, it can meet normal financial commitments.

• Economic Indicators			
	2017	2016	2015
Population (Millions)	93.70	92.70	91.70
Gross Domestic Products (USD billions)	223	205.3	193
GDP Per Capita (USD/person/year)	2,385	2,215	2,109
GDP Growth (%)	6.81	6.21	6.68
- Agriculture, Forestry and Fishing Growth (%)	2.90	1.36	2.41
- Industry and Construction Growth (%)	8.00	7.57	9.64
- Trade and Services Growth (%)	7.44	6.98	6.33

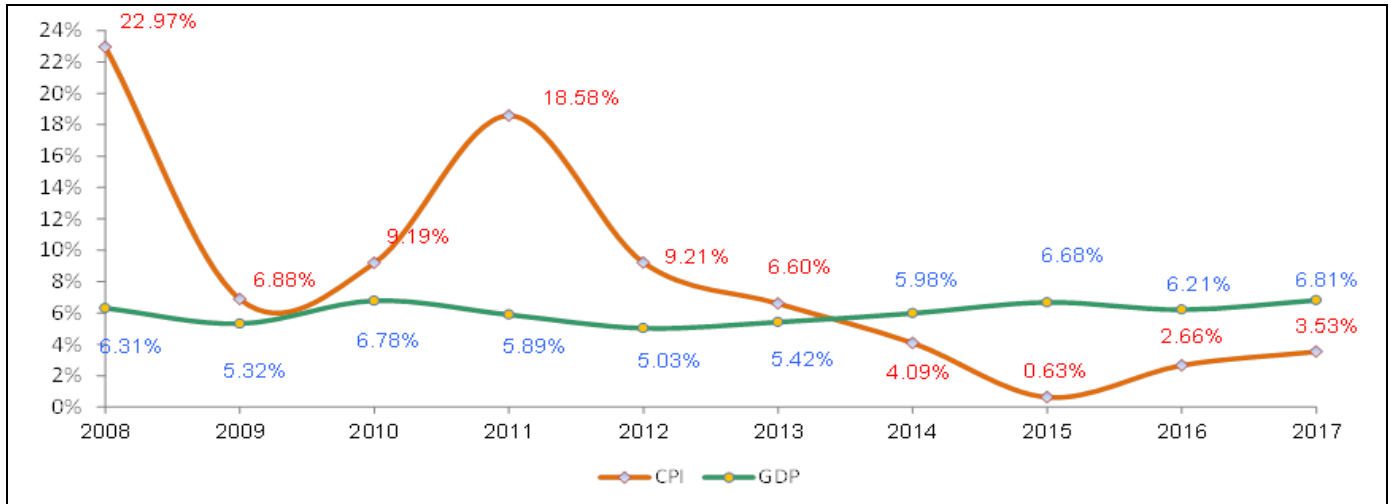


Figure 1: GDP vs. CPI trend in last ten years

• Trade Balance

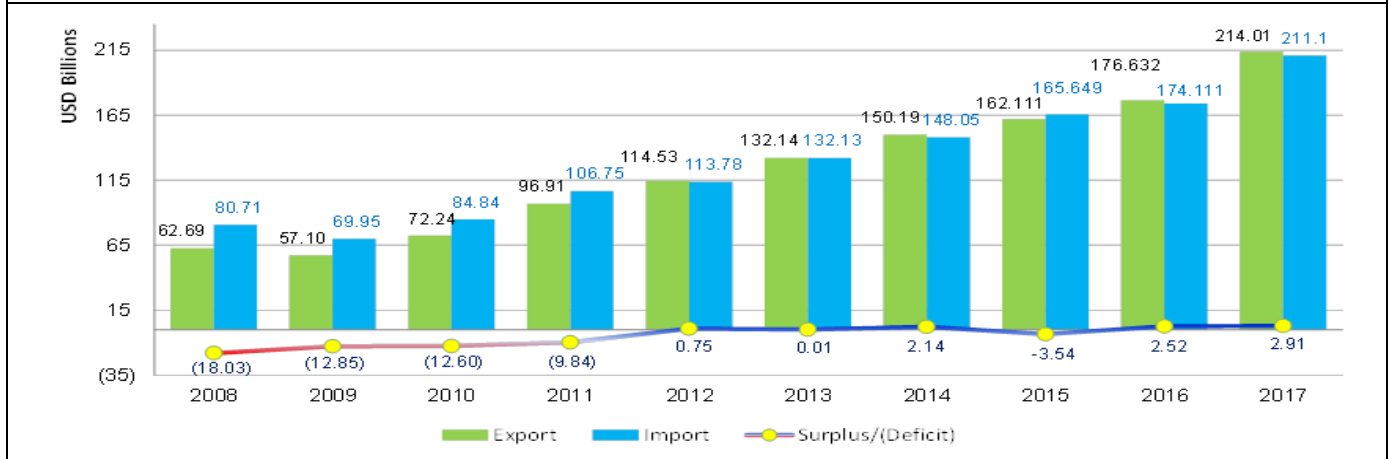


Figure 2: Import – Export balance in last ten years

• Import – Export Value by Major Type of Products

DISCLAIMER : This Report is **PRIVATE & CONFIDENTIAL** and it is prepared at the request of and for its use by the Subscriber only. The Subscriber shall use the contents of the Report merely as an aid to its business. Mira Inform Private Limited ("MIPL") has collated information/data in the Report, which have not been verified unless otherwise specifically mentioned in the Report. The Subscriber shall independently verify the accuracy and correctness of the information/data before in any way acting upon the same. MIPL shall not be liable for any harm, injury, loss or damage caused to the Subscriber due to default by the Subscriber's debtors/beneficiaries in fulfilling their obligations of any nature whatsoever. This Report or any of its portion shall not be used as a documentary evidence or otherwise before any investigative agencies or forum of law. This Report is confidential and proprietary to MIPL. The Subscriber and/or any other person(s) may not reproduce, publish or disclose any of the contents of the Report to others without the express authorization of MIPL. This Report is prepared and issued to the Subscriber without any risk, responsibility or liability on the part of MIPL or its officials.

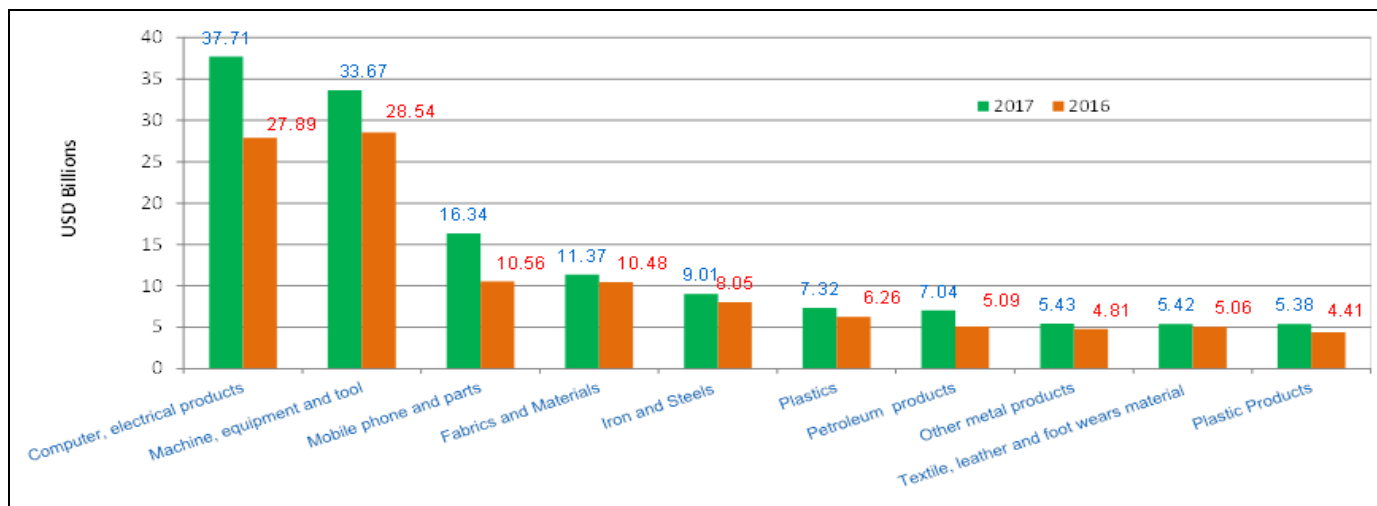


Figure 3: Top ten import products by value in 2016-2017

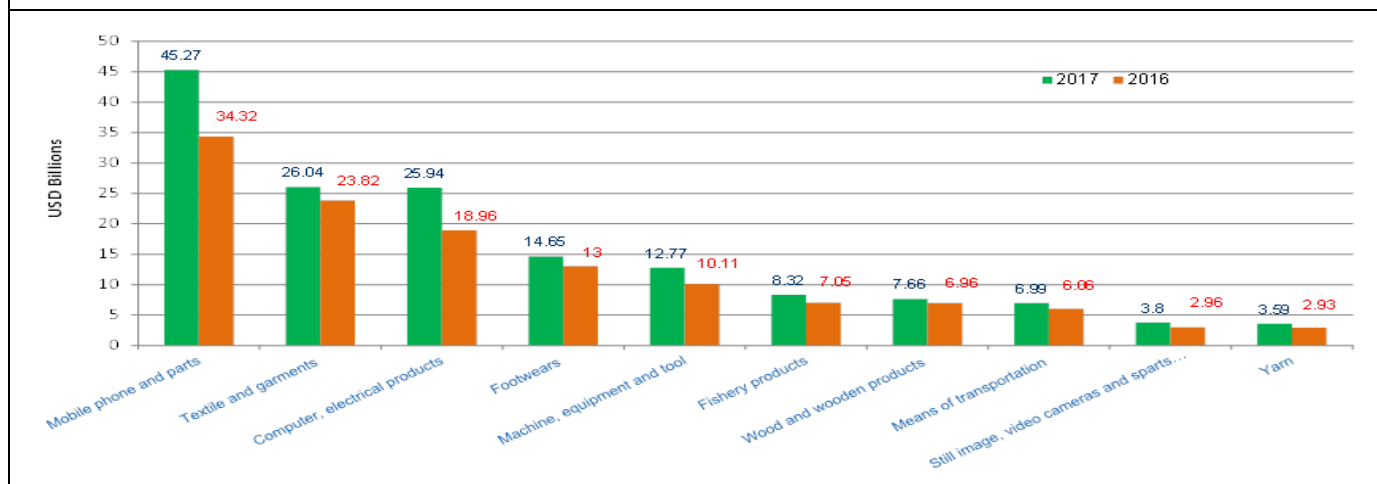


Figure 4: Top ten export products by value in 2016-2017

NOTICE:

- * Registered Investment Capital: Amount of money, assets, value paper... registered with local authorized to execute investment project and appear in Investment Certificate.
- * Charter capital: Amount of money, assets, value paper... contribution from shareholder(s) to form company and it appears in company charter, business registration certificate, and investment certificate.
- * Legal capital: The legal capital is minimum requirement of local authorized for enterprise(s) that doing some special businesses.
- * Paid-up capital: The amount of company's capital that has been paid by shareholder(s).
- * Annual average capital of enterprises: The average amount of resource (liabilities) in a year and in the same industry of group companies.
- * Financial Ratios Calculation:

- Current liquidity ratio (Times) = Current Asset/Current Liabilities
- Quick Liquidity ratio (Times) = (Current Asset - Inventory)/Current Liabilities

DISCLAIMER : This Report is **PRIVATE & CONFIDENTIAL** and it is prepared at the request of and for its use by the Subscriber only. The Subscriber shall use the contents of the Report merely as an aid to its business. Mira Inform Private Limited ("MIPL") has collated information/data in the Report, which have not been verified unless otherwise specifically mentioned in the Report. The Subscriber shall independently verify the accuracy and correctness of the information/data before in any way acting upon the same. MIPL shall not be liable for any harm, injury, loss or damage caused to the Subscriber due to default by the Subscriber's debtors/beneficiaries in fulfilling their obligations of any nature whatsoever. This Report or any of its portion shall not be used as a documentary evidence or otherwise before any investigative agencies or forum of law. This Report is confidential and proprietary to MIPL. The Subscriber and/or any other person(s) may not reproduce, publish or disclose any of the contents of the Report to others without the express authorization of MIPL. This Report is prepared and issued to the Subscriber without any risk, responsibility or liability on the part of MIPL or its officials.

-	<i>Inventory circle (Times) = Cost of Goods Sold / Inventory</i>
-	<i>Average receivable period (Days) = {Account Receivable (Trade Only = Receivable from customers + Short-term advances to suppliers) / Net revenue } * 365</i>
-	<i>Utilizing Asset Performance (Times) = Net Sale / Total Assets</i>
-	<i>Inventory/ Monthly Sale (%) = {Inventory / (Total Sales / 12)} * 100</i>
-	<i>Shareholder Equity Ratio (%)= (Owner's Equity / Total Assets) * 100</i>
-	<i>Total Loan/ Total Assets (%) = { (Short-term loans and financial leases + Long-term loans and financial leases) / Totals Assets } * 100</i>
-	<i>Liability/ Total Asset (%)= (Liabilities / Total Assets) * 100</i>
-	<i>Liability/ Owner's equity (%) = (Liabilities / Owner's Equity) * 100</i>
-	<i>Ebit / Total asset (%) ROA = (Ebit / Total asset) * 100</i>
-	<i>Ebit / Owner's equity (%) ROE = (Ebit / Owner's equity) * 100</i>
-	<i>Ebit / Total revenue (%) NPM = (Ebit / Total revenue) * 100</i>
-	<i>Gross Profit / Total revenue (%) GPM = (Gross Profit / Total revenue) * 100</i>

FOREIGN EXCHANGE RATES

Currency	Unit	Indian Rupees
US Dollar	1	INR 73.90
UK Pound	1	INR 97.33
Euro	1	INR 85.57
VND	1	INR 0.0031

Note : Above are approximate rates obtained from sources believed to be correct

INFORMATION DETAILS

Analysis Done by :	VIVR
Report Prepared by :	POJ

DISCLAIMER : This Report is **PRIVATE & CONFIDENTIAL** and it is prepared at the request of and for its use by the Subscriber only. The Subscriber shall use the contents of the Report merely as an aid to its business. Mira Inform Private Limited ("MIPL") has collated information/data in the Report, which have not been verified unless otherwise specifically mentioned in the Report. The Subscriber shall independently verify the accuracy and correctness of the information/data before in any way acting upon the same. MIPL shall not be liable for any harm, injury, loss or damage caused to the Subscriber due to default by the Subscriber's debtors/beneficiaries in fulfilling their obligations of any nature whatsoever. This Report or any of its portion shall not be used as a documentary evidence or otherwise before any investigative agencies or forum of law. This Report is confidential and proprietary to MIPL. The Subscriber and/or any other person(s) may not reproduce, publish or disclose any of the contents of the Report to others without the express authorization of MIPL. This Report is prepared and issued to the Subscriber without any risk, responsibility or liability on the part of MIPL or its officials.

RATING EXPLANATIONS

Credit Rating	Explanation	Rating Comments
A++	Minimum Risk	Business dealings permissible with minimum risk of default
A+	Low Risk	Business dealings permissible with low risk of default
A	Acceptable Risk	Business dealings permissible with moderate risk of default
B	Medium Risk	Business dealings permissible on a regular monitoring basis
C	Medium High Risk	Business dealings permissible preferably on secured basis
D	High Risk	Business dealing not recommended or on secured terms only
NB	New Business	No recommendation can be done due to business in infancy stage
NT	No Trace	No recommendation can be done as the business is not traceable

NB is stated where there is insufficient information to facilitate rating. However, it is not to be considered as unfavourable.

This score serves as a reference to assess SC's credit risk and to set the amount of credit to be extended. It is calculated from a composite of weighted scores obtained from each of the major sections of this report. The assessed factors are as follows:

- Financial condition covering various ratios
- Company background and operations size
- Promoters / Management background
- Payment record
- Litigation against the subject
- Industry scenario / competitor analysis
- Supplier / Customer / Banker review (wherever available)