

## MIRA INFORM REPORT

<b>Report No. :</b>	534776
<b>Report Date :</b>	17.10.2018

### IDENTIFICATION DETAILS

<b>Name :</b>	QINGDAO HAOCHUNHUI METAL PRODUCTS CO., LTD.
<b>Registered Office :</b>	Zhuangjiaying Village, Wangtai Town, Huangdao Dist, Qingdao City
<b>Country :</b>	China
<b>Financials (as on) :</b>	31.12.2017
<b>Date of Incorporation :</b>	18.03.2004
<b>Unified Social Credit Code :</b>	913702117602517343
<b>Legal Form :</b>	Limited Liabilities Company
<b>Line of Business :</b>	<ul style="list-style-type: none"> <li>• Production of Textile Equipment.</li> <li>• Manufacture and sales of machinery and accessories, rubber products, plastic products, wood products, hardware products, electronic instruments, electronic products, electrical appliances, power tools;</li> <li>• Wholesale and retail of building materials, chemical products (excluding dangerous goods), lubricants;</li> <li>• Import and export of goods and technologies.</li> </ul>
<b>No. of Employees :</b>	200

### RATING & COMMENTS

(Mira Inform has adopted New Rating mechanism w.e.f. 23<sup>rd</sup> January 2017)

<b>MIRA's Rating :</b>	B
------------------------	---

Credit Rating	Explanation	Rating Comments
B	Medium Risk	Business dealings permissible on a regular monitoring basis

<b>Status :</b>	Moderate
<b>Payment Behaviour :</b>	No Complaints

**DISCLAIMER :** This Report is **PRIVATE & CONFIDENTIAL** and it is prepared at the request of and for its use by the Subscriber only. The Subscriber shall use the contents of the Report merely as an aid to its business. Mira Inform Private Limited ("MIPL") has collated information/data in the Report, which have not been verified unless otherwise specifically mentioned in the Report. The Subscriber shall independently verify the accuracy and correctness of the information/data before in any way acting upon the same. MIPL shall not be liable for any harm, injury, loss or damage caused to the Subscriber due to default by the Subscriber's debtors/beneficiaries in fulfilling their obligations of any nature whatsoever. This Report or any of its portion shall not be used as a documentary evidence or otherwise before any investigative agencies or forum of law. This Report is confidential and proprietary to MIPL. The Subscriber and/or any other person(s) may not reproduce, publish or disclose any of the contents of the Report to others without the express authorization of MIPL. This Report is prepared and issued to the Subscriber without any risk, responsibility or liability on the part of MIPL or its officials.

<b>Litigation :</b>	Clear
---------------------	-------

**NOTES:**

Any query related to this report can be made on e-mail: while quoting report number, name and date.

**ECGC Country Risk Classification List**

<b>Country Name</b>	<b>Previous Rating (30.06.2018)</b>	<b>Current Rating (30.09.2018)</b>
China	A1	A1

<b>Risk Category</b>	<b>ECGC Classification</b>
Insignificant	A1
Low Risk	A2
Moderately Low Risk	B1
Moderate Risk	B2
Moderately High Risk	C1
High Risk	C2
Very High Risk	D

**CHINA - ECONOMIC OVERVIEW**

Since the late 1970s, China has moved from a closed, centrally planned system to a more market-oriented one that plays a major global role. China has implemented reforms in a gradualist fashion, resulting in efficiency gains that have contributed to a more than tenfold increase in GDP since 1978. Reforms began with the phaseout of collectivized agriculture, and expanded to include the gradual liberalization of prices, fiscal decentralization, increased autonomy for state enterprises, growth of the private sector, development of stock markets and a modern banking system, and opening to foreign trade and investment. China continues to pursue an industrial policy, state support of key sectors, and a restrictive investment regime. From 2013 to 2017, China had one of the fastest growing economies in the world, averaging slightly more than 7% real growth per year. Measured on a purchasing power parity (PPP) basis that adjusts for price differences, China in 2017 stood as the largest economy in the world, surpassing the US in 2014 for the first time in modern history. China became the world's largest exporter in 2010, and the largest trading nation in 2013. Still, China's per capita income is below the world average.

In July 2005 moved to an exchange rate system that references a basket of currencies. From mid-2005 to late 2008, the renminbi (RMB) appreciated more than 20% against the US dollar, but the exchange rate remained virtually pegged to the dollar from the onset of the global financial crisis until June 2010, when Beijing announced it would resume a gradual appreciation. From 2013 until early 2015, the renminbi held steady against the dollar, but it depreciated 13% from mid-2015 until end-2016 amid strong capital outflows; in 2017 the RMB resumed appreciating against the dollar – roughly 7% from end-of-2016 to end-of-2017. In 2015, the People's Bank of China announced it would continue to carefully push for full convertibility of the renminbi, after the currency was accepted as part of the IMF's special drawing rights basket. However, since late 2015 the Chinese Government has strengthened capital controls and oversight of overseas investments to better manage the exchange rate and maintain financial stability.

The Chinese Government faces numerous economic challenges including: (a) reducing its high domestic savings rate and correspondingly low domestic household consumption; (b) managing its high corporate debt burden to maintain financial stability; (c) controlling off-balance sheet local government debt used to finance infrastructure stimulus; (d) facilitating higher-wage job opportunities for the aspiring middle class, including rural migrants and college graduates, while maintaining competitiveness; (e) dampening speculative investment in the real estate sector without sharply slowing the economy; (f) reducing industrial overcapacity; and (g) raising productivity growth rates through the more efficient allocation of capital and state-support for innovation. Economic development has progressed further in coastal provinces than in the interior, and by 2016 more than 169.3 million migrant workers and their dependents had relocated to urban areas to find work. One consequence of China's population control policy known as the "one-child policy" - which was relaxed in 2016 to permit all families to have two children - is that China is now one of the most rapidly aging countries in the world. Deterioration in the environment - notably air pollution, soil erosion, and the steady fall of the water table, especially in the North - is another long-term problem. China continues to lose arable land because of erosion and urbanization. The Chinese Government is seeking to add energy production capacity from sources other than coal and oil, focusing on natural gas, nuclear, and clean energy development. In 2016, China ratified the Paris Agreement, a multilateral agreement to combat climate change, and committed to peak its carbon dioxide emissions between 2025 and 2030.

The government's 13th Five-Year Plan, unveiled in March 2016, emphasizes the need to increase innovation and boost domestic consumption to make the economy less dependent on government investment, exports, and heavy industry. However, China has made more progress on subsidizing innovation than rebalancing the economy. Beijing has committed to giving the market a more decisive role in allocating resources, but the Chinese Government's policies continue to favor state-owned enterprises and emphasize stability. Chinese leaders in 2010 pledged to double China's GDP by 2020, and the 13th Five Year Plan includes annual economic growth targets of at least 6.5% through 2020 to achieve that goal. In recent years, China has renewed its support

**DISCLAIMER** : This Report is **PRIVATE & CONFIDENTIAL** and it is prepared at the request of and for its use by the Subscriber only. The Subscriber shall use the contents of the Report merely as an aid to its business. Mira Inform Private Limited ("MIPL") has collated information/data in the Report, which have not been verified unless otherwise specifically mentioned in the Report. The Subscriber shall independently verify the accuracy and correctness of the information/data before in any way acting upon the same. MIPL shall not be liable for any harm, injury, loss or damage caused to the Subscriber due to default by the Subscriber's debtors/beneficiaries in fulfilling their obligations of any nature whatsoever. This Report or any of its portion shall not be used as a documentary evidence or otherwise before any investigative agencies or forum of law. This Report is confidential and proprietary to MIPL. The Subscriber and/or any other person(s) may not reproduce, publish or disclose any of the contents of the Report to others without the express authorization of MIPL. This Report is prepared and issued to the Subscriber without any risk, responsibility or liability on the part of MIPL or its officials.



**MIRA INFORM PRIVATE LIMITED**  
605, Palmspring, Near D'Mart, Link Road,  
Malad (West), Mumbai - 400 064. INDIA  
Tel : 91-22-40448000 (44 lines)  
Fax : 91-22-40448045 / 40448046  
E-mail : mira@mirainform.com  
info@mirainform.com  
Website : <http://www.mirainform.com>  
<http://www.miraglobalcheck.com>  
<http://www.miraglobalcollections.com>

for state-owned enterprises in sectors considered important to "economic security," explicitly looking to foster globally competitive industries. Chinese leaders also have undermined some market-oriented reforms by reaffirming the "dominant" role of the state in the economy, a stance that threatens to discourage private initiative and make the economy less efficient over time. The slight acceleration in economic growth in 2017—the first such uptick since 2010—gives Beijing more latitude to pursue its economic reforms, focusing on financial sector deleveraging and its Supply-Side Structural Reform agenda, first announced in late 2015.

Source : CIA

**DISCLAIMER** : This Report is **PRIVATE & CONFIDENTIAL** and it is prepared at the request of and for its use by the Subscriber only. The Subscriber shall use the contents of the Report merely as an aid to its business. Mira Inform Private Limited ("MIPL") has collated information/data in the Report, which have not been verified unless otherwise specifically mentioned in the Report. The Subscriber shall independently verify the accuracy and correctness of the information/data before in any way acting upon the same. MIPL shall not be liable for any harm, injury, loss or damage caused to the Subscriber due to default by the Subscriber's debtors/beneficiaries in fulfilling their obligations of any nature whatsoever. This Report or any of its portion shall not be used as a documentary evidence or otherwise before any investigative agencies or forum of law. This Report is confidential and proprietary to MIPL. The Subscriber and/or any other person(s) may not reproduce, publish or disclose any of the contents of the Report to others without the express authorization of MIPL. This Report is prepared and issued to the Subscriber without any risk, responsibility or liability on the part of MIPL or its officials.

## **INVESTIGATION RECORD**

Name of Interviewee Lady (who refused to disclose her name or position); Mr. Li  
Tel (86 532) 83130658; (86) 13776163077  
Investigation Way Telephone Interview

## **ORDER DETAILS & INVESTIGATION RESULTS**

-	Order Information	Verification
Name(English)	QINGDAO HAOCHUNHUI METAL PRODUCTS CO., LTD	Inaccurate.
Address (English)	Wangtai Town of Jiaonan City, Qingdao Province	Inaccurate.
Tel	86-532-89051700	The given number is a dead number and not working. SC's staff did not know about the given number. SC's phone number is as stated in the report.
Fax	86-532-89051700	The given number is a dead number and not working. SC's staff did not know about the given number. SC's fax number is unavailable.

## **BASIC INFORMATION**

Name (English)	QINGDAO HAOCHUNHUI METAL PRODUCTS CO., LTD. (Given by Official Sources)
Unified Social Credit Code	913702117602517343
AIC registration No.	370284228032202
National Organization Code	760251734
Company Status	Operational
Executive	Liu Chunxia
Registered Capital	CNY 500,000.00
Date of Establishment	2004-03-18
Employee	200

Website	www.hch-textile.com
Company Size	Small
SIC (China)	3551, Production of Textile Equipment
Import/Export Permit	Yes
Judicial	4

## **CONTACTS**

Tel	(86 532)83130658
Mobile	(86)13776163077
Address	Wangtai Industry Zone, Huangdao Dist, Qingdao City, Shandong Province (Office / Manufacture)
Address Post code	266425
Ownership	Unknown

## **GENERAL COMMENTS**

### RISK ANALYSIS

Established in March of 2004 with the registered capital of CNY 500,000.00, SC is mainly engaged in production and sales of textile machines. With a long history, subject has accumulated certain industry experience. However, as a company founded by natural persons, it has weak financing and risk resisting capacities.

According to its current financial information, SC's operating income scale of 2017 is small. With average net profit margin of 2017, subject's profitability is average. The company's turnover of total assets of 2017 is low, indicating its assets operation capability is weak. As a whole, with high liabilities to assets ratio of 2017, subject's long-term solvency is weak.

## **REGISTRATION INFORMATION**

Unified Social Credit Code	913702117602517343
AIC registration No.	370284228032202
Date of Establishment	2004-03-18
Registered Address	Zhuangjiaying Village, Wangtai Town, Huangdao Dist, Qingdao City
Registry	Market and Quality Supervision Administration Bureau – Huangdao Dist, Qingdao City
Legal Representative	Liu Chunxia

**DISCLAIMER** : This Report is **PRIVATE & CONFIDENTIAL** and it is prepared at the request of and for its use by the Subscriber only. The Subscriber shall use the contents of the Report merely as an aid to its business. Mira Inform Private Limited ("MIPL") has collated information/data in the Report, which have not been verified unless otherwise specifically mentioned in the Report. The Subscriber shall independently verify the accuracy and correctness of the information/data before in any way acting upon the same. MIPL shall not be liable for any harm, injury, loss or damage caused to the Subscriber due to default by the Subscriber's debtors/beneficiaries in fulfilling their obligations of any nature whatsoever. This Report or any of its portion shall not be used as a documentary evidence or otherwise before any investigative agencies or forum of law. This Report is confidential and proprietary to MIPL. The Subscriber and/or any other person(s) may not reproduce, publish or disclose any of the contents of the Report to others without the express authorization of MIPL. This Report is prepared and issued to the Subscriber without any risk, responsibility or liability on the part of MIPL or its officials.

Legal Form	Limited Liabilities Company
Registered Capital	CNY 500,000.00
Paid-in Capital	CNY 500,000.00
Latest Year of Annual Report	2017
Operation duration	Perpetual
Business Scope	Manufacture and sales of machinery and accessories, rubber products, plastic products, wood products, hardware products, electronic instruments, electronic products, electrical appliances, power tools; Wholesale and retail of building materials, chemical products (excluding dangerous goods), lubricants; Import and export of goods and technologies

## **REGISTRATION CHANGES**

-	Date	Item Changed	From	To
1	2015-03-03	Registered address	Zhuangjiaying Village, Wangtai Town, Jiaonan City, Qingdao City	Zhuangjiaying Village, Wangtai Town, Huangdao Dist, Qingdao City
2	2008-07-04	Name	Qingdao Haochunhui Textile Machinery Manufacturing Co., Ltd.	QINGDAO HAPOCHUNHUI METAL PRODUCTS CO., LTD.

## **SHAREHOLDER INFORMATION**

-	Name	% Ownership	Capital Contributed	Currency	Investment Way	Paid-in %	Country
1	Liu Chunxia	60.00	300,000.00	CNY	Capital	100	China
2	Li Gang	40.00	200,000.00	CNY	Capital	100	China
	Total	100.0	500,000				

## **ULTIMATE HOLDING**

-	Ultimate Shareholder	Investment Way
1	Liu Chunxia	Capital

English Name	Liu Chunxia
Country	China
Type	Natural person shareholder
Investment Way	Capital
Note	Liu Chunxia -->60.00% QINGDAO HAOCHUNHUI METAL PRODUCTS CO., LTD.

## **BRANCHES**

No branch information of subject is searched out from database.

## **INVESTMENT IN OTHER COMPANIES**

No investment information of subject is searched out from database.

## **MANAGEMENT**

### **LEGAL REPRESENTATIVE**

Name	Liu Chunxia
Country	China
Position	Executive Director; General Manager
Age	45

## **INVOLVEMENT IN OTHER COMPANIES**

-	Name (English)	License Status	Legal Representative	Position	Type of Engagement
1	QINGDAO DELONGDECHANG TEXTILE MACHINERY CO., LTD.	Operational	NO	Supervisor	Directorship; Investment(40%)
2	QINGDAO JIADEWANG METAL PRODUCTS CO.,LTD	Operational	YES	Executive director and general manager	Directorship; Investment(56.27%)

**DISCLAIMER** : This Report is **PRIVATE & CONFIDENTIAL** and it is prepared at the request of and for its use by the Subscriber only. The Subscriber shall use the contents of the Report merely as an aid to its business. Mira Inform Private Limited ("MIPL") has collated information/data in the Report, which have not been verified unless otherwise specifically mentioned in the Report. The Subscriber shall independently verify the accuracy and correctness of the information/data before in any way acting upon the same. MIPL shall not be liable for any harm, injury, loss or damage caused to the Subscriber due to default by the Subscriber's debtors/beneficiaries in fulfilling their obligations of any nature whatsoever. This Report or any of its portion shall not be used as a documentary evidence or otherwise before any investigative agencies or forum of law. This Report is confidential and proprietary to MIPL. The Subscriber and/or any other person(s) may not reproduce, publish or disclose any of the contents of the Report to others without the express authorization of MIPL. This Report is prepared and issued to the Subscriber without any risk, responsibility or liability on the part of MIPL or its officials.

Name (English)	QINGDAO DELONGDECHANG TEXTILE MACHINERY CO., LTD.
License Status	Operational
Name Of Legal Representative	Li Gang
Registered Capital	CNY 20,000,000.00
Country	China
Registration No.	370284230060999
Unified Social Credit Code	9137021106107525X4
Legal Form	Limited Liabilities Company
Share Holding	8,000,000.00
Currency Of Share Holding	CNY
Way of Investment	Capital
% Ownership	40
Position	Supervisor
Date of Establishment	2013-02-25

Name (English)	QINGDAO JIADEWANG METAL PRODUCTS CO.,LTD
License Status	Operational
Name Of Legal Representative	Liu Chunxia
Registered Capital	CNY 17,770,000.00
Country	China
Registration No.	370211230322320
Unified Social Credit Code	91370211MA3C8H7G9E
Legal Form	Limited Liabilities Company
Share Holding	10,000,000.00
Currency Of Share Holding	CNY
Way of Investment	Other
% Ownership	56.27
Position	Executive director and general manager
Date of Establishment	2016-04-05

## **MANAGEMENT**

-	Name	Position	Gender
1	Liu Chunxia	Executive Director; General Manager	-

## **DIRECTORS AND SUPERVISORS**

-	Name	Position	Gender
1	Liu Chunxia	Executive Director; General Manager	-
2	Li Gang	Supervisor	-

## **JUDICIAL INFORMATION**

There are totally 4 judicial records related to subject checked.

### **DEFAULT EXECUTED PARTY**

As of the reporting date, no related record about subject is found through below sources:

- A. Website of China Court Organization;
- B. Websites of local courts of subject's location;
- C. Websites of major domestic courts;

### **SUBJECT AS EXECUTED PARTY**

As of the reporting date, through website of China Court Organization, websites of local courts of subject's location, websites of major domestic courts and judicial information of Gladtrust database, the total amount executed against subject is CNY 325,170.

Name	QINGDAO HAOCHUNHUI METAL PRODUCTS CO., LTD. 【History as Executed Party】
Government ID. / AIC	913702117602517343
Registration No.	
Execution Court	People's Court of Huangdao Dist, Qingdao City, Shandong Province
Court Type	Grassroots People's Court
File No.	(2016) LU 0211 Zhi 4796
File Date	2016-10-13
Status	Pending
Value	325170

**DISCLAIMER** : This Report is **PRIVATE & CONFIDENTIAL** and it is prepared at the request of and for its use by the Subscriber only. The Subscriber shall use the contents of the Report merely as an aid to its business. Mira Inform Private Limited ("MIPL") has collated information/data in the Report, which have not been verified unless otherwise specifically mentioned in the Report. The Subscriber shall independently verify the accuracy and correctness of the information/data before in any way acting upon the same. MIPL shall not be liable for any harm, injury, loss or damage caused to the Subscriber due to default by the Subscriber's debtors/beneficiaries in fulfilling their obligations of any nature whatsoever. This Report or any of its portion shall not be used as a documentary evidence or otherwise before any investigative agencies or forum of law. This Report is confidential and proprietary to MIPL. The Subscriber and/or any other person(s) may not reproduce, publish or disclose any of the contents of the Report to others without the express authorization of MIPL. This Report is prepared and issued to the Subscriber without any risk, responsibility or liability on the part of MIPL or its officials.

Currency CNY

**CIVIL & COMMERCIAL TRIAL PROCESS**

As of the reporting date, no related record about subject is found through below sources:

- A. Website of China Court Organization;
- B. Websites of local courts of subject's location;
- C. Websites of major domestic courts;

**CIVIL & COMMERCIAL JUDGMENT DOCUMENT**

Name QINGDAO HAOCHUNHUI METAL PRODUCTS CO., LTD.  
Government ID. / AIC 913702117602517343  
Registration No.  
File No. (2016) LU 0211 Min Chu 13131  
Category Contract  
Hearing Court People's Court of Huangdao Dist, Qingdao City, Shandong Province  
Court Type Grassroots People's Court  
Cause of Action Contract dispute  
Value 0  
Position Plaintiff  
Date of trial 2017-05-17  
Date of Closing 2017-05-17

Name QINGDAO HAOCHUNHUI METAL PRODUCTS CO., LTD.  
Government ID. / AIC 913702117602517343  
Registration No.  
File No. (2015) HUANG Shang Chu Zi 2825  
Hearing Court People's Court of Huangdao Dist, Qingdao City, Shandong Province  
Court Type Grassroots People's Court  
Cause of Action Sales contract dispute  
Value 320,000  
Position Plaintiff  
Date of Closing 2016-06-13

Name QINGDAO HAOCHUNHUI METAL PRODUCTS CO., LTD.  
Government ID. / AIC 913702117602517343  
Registration No.  
File No. (2016) LU 02 Min Xia Zhong 363

Category	Purchase and sale contract
Hearing Court	Intermediate People's Court of Qingdao City, Shandong Province
Court Type	Intermediate People's Court
Cause of Action	Sales contract dispute
Value	0
Position	Defendant
Date of trial	2016-05-09
Date of Closing	2016-05-09

#### **ADMINISTRATIVE ILLEGAL RECORDS**

As of the reporting date, no related record about subject is found through below sources:

- A. Website of China Court Organization;
- B. Websites of local courts of subject's location;
- C. Websites of major domestic courts;

## **OPERATION INFORMATION**

#### **MAIN BUSINESS**

Main Business	Production and sales of textile machines
Products & Service	SC is mainly engaged in production and sales of textile machines. Its main products are water jet looms, air-jet looms, nonwoven machines etc., including loosening machine, cotton feeder, coarse worsted and wool machine, heavy water jet loom, air jet loom, laying machine, ironing machine, etc. Subject's products mainly are applied in textile and other industries. The company can also provide OEM, debugging, installation and other services for its customers.
OTHER INFORMATION	SC has passed Quality Management System Certification (ISO9000).

## **OPERATION FACILITIES**

Business Address	Wangtai Industry Zone, Huangdao Dist, Qingdao City, Shandong Province (Office / Manufacture)
Tel	(86 532)83130658
Mobile	(86)13776163077
Post code	266425
Environment	Main industrial area
Ownership	Unknown

**DISCLAIMER** : This Report is **PRIVATE & CONFIDENTIAL** and it is prepared at the request of and for its use by the Subscriber only. The Subscriber shall use the contents of the Report merely as an aid to its business. Mira Inform Private Limited ("MIPL") has collated information/data in the Report, which have not been verified unless otherwise specifically mentioned in the Report. The Subscriber shall independently verify the accuracy and correctness of the information/data before in any way acting upon the same. MIPL shall not be liable for any harm, injury, loss or damage caused to the Subscriber due to default by the Subscriber's debtors/beneficiaries in fulfilling their obligations of any nature whatsoever. This Report or any of its portion shall not be used as a documentary evidence or otherwise before any investigative agencies or forum of law. This Report is confidential and proprietary to MIPL. The Subscriber and/or any other person(s) may not reproduce, publish or disclose any of the contents of the Report to others without the express authorization of MIPL. This Report is prepared and issued to the Subscriber without any risk, responsibility or liability on the part of MIPL or its officials.

Traffic Condition                      Convenient

## **SALES INFORMATION**

Region	Products	Customer Type	Number of Customers	Payment Terms	Region	Percentage
Domestic	Textile machinery and equipment	Textile plants, traders	Above 10	Prompt payment; Credit payment	East China and Southern China	40
International	Textile machinery and equipment	Textile plants, traders	Above 10	T/T, etc.	Taiwan, India, Bangladesh, Turkey, etc.	60

**OTHER INFORMATION**                      SC's products mainly are exported. Its main customers are textile plants, traders, etc. With years of operation, subject has certain customer base.

## **PURCHASE INFORMATION**

Region	Main Purchased	Products	Number of Suppliers	Payment Terms	Region	Percentage
Domestic	Hardware and equipment, etc.	accessories processing office	Above 10	Prompt payment; Credit payment	East China and surrounding areas	100

**OTHER INFORMATION**                      SC's products are purchased at home. With years of operation, the company has stable purchase channels. Its main suppliers are hardware accessories manufacturers and traders.

## **NOTE TO CREDIT RECORD**

**Note**    SC's staff declined to disclose any information of the suppliers due to company secrecy. No information of its suppliers is obtained through public sources. Hence, no payment records can be provided in the report.

## **ELECTRICITY CONSUMPTION RECORD**

No electricity consumption record of subject can be obtained as the electricity consumer may not be filed with subject's name.

**DISCLAIMER** : This Report is **PRIVATE & CONFIDENTIAL** and it is prepared at the request of and for its use by the Subscriber only. The Subscriber shall use the contents of the Report merely as an aid to its business. Mira Inform Private Limited ("MIPL") has collated information/data in the Report, which have not been verified unless otherwise specifically mentioned in the Report. The Subscriber shall independently verify the accuracy and correctness of the information/data before in any way acting upon the same. MIPL shall not be liable for any harm, injury, loss or damage caused to the Subscriber due to default by the Subscriber's debtors/beneficiaries in fulfilling their obligations of any nature whatsoever. This Report or any of its portion shall not be used as a documentary evidence or otherwise before any investigative agencies or forum of law. This Report is confidential and proprietary to MIPL. The Subscriber and/or any other person(s) may not reproduce, publish or disclose any of the contents of the Report to others without the express authorization of MIPL. This Report is prepared and issued to the Subscriber without any risk, responsibility or liability on the part of MIPL or its officials.

## QUALIFICATIONS & TRENDS

### EXPORT/IMPORT PERMIT

EXPORT/IMPORT PERMIT Yes

### IMPORT/ EXPORT DETAILS

2017 Import / Export Volume (USD 1,000)

Import Volume

-

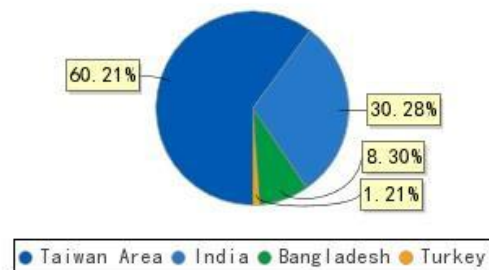
Export Volume

578

2017 Exporting Regions (USD 1,000)

Exporting Regions	Export Volume
Taiwan Area	348
India	175
Bangladesh	48
Turkey	7

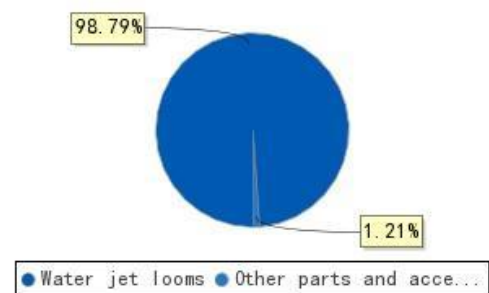
2017 Exporting Countries Lay-out



2017 Exported Products (USD 1,000)

Exported Products	Export Volume
Water jet looms	571
Other parts and accessories of machines of heading No.8445 (parts and accessories of machines or machines for preparing textile fibres)	7

2017 Exported Products Lay-out



2016 Import / Export Volume (USD 1,000)

Import Volume

-

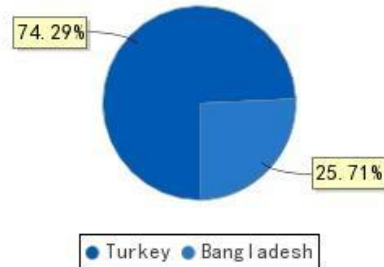
Export Volume

35

2016 Exporting Regions (USD 1,000)

Exporting Regions	Export Volume
Turkey	26
Bangladesh	9

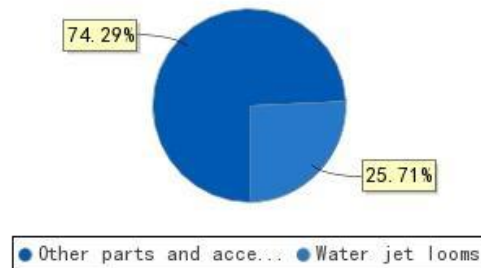
2016 Exporting Countries Lay-out



2016 Exported Products (USD 1,000)

Exported Products	Export Volume
Other parts and accessories of machines of heading No.8445 (parts and accessories of machines or machines for preparing textile fibres)	26
Water jet looms	9

2016 Exported Products Lay-out



2015 Import / Export Volume (USD 1,000)

Import Volume

-

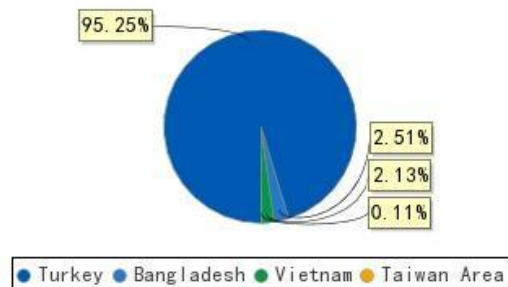
Export Volume

1,874

2015 Exporting Regions (USD 1,000)

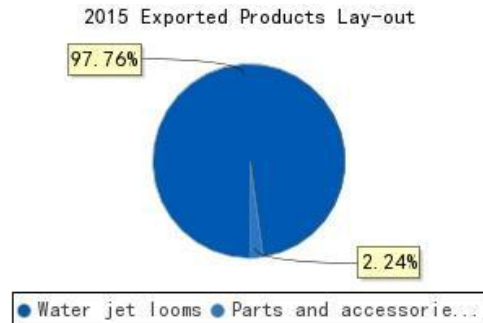
Exporting Regions	Export Volume
Turkey	1,785
Bangladesh	47
Vietnam	40
Taiwan Area	2

2015 Exporting Countries Lay-out



2015 Exported Products (USD 1,000)

Exported Products	Export Volume
Water jet looms	1,832
Parts and accessories of weaving machines (looms) or of their auxiliary machinery	42



**EMPLOYEE**

Employee Number 200

OTHER INFORMATION SC's staff confirmed the above information.

**WEBSITES**

-	Website	Name	File No	Registrant
1	<a href="http://www.hch-textile.com">www.hch-textile.com</a>	QINGDAO HAOCHUNHUI METAL PRODUCTS CO., LTD.	Lu ICP 15042868-1	-

Website	<a href="http://www.hch-textile.com">www.hch-textile.com</a>
Country	China
Status	Normal
Name	QINGDAO HAOCHUNHUI METAL PRODUCTS CO., LTD.
Sponsor Name	QINGDAO HAOCHUNHUI METAL PRODUCTS CO., LTD.
Hosted By	Enterprise
File No.	Lu ICP 15042868-1
Source	Ministry of Industry and Information Technology

**ABNORMAL TAX PAYER**

As of the reporting date, no related record about subject is found through below sources:

- A. Website of Tax Bureau of China;
- B. Website of local Tax Bureau of subject's location;
- C. Taxpayer information of database.

**TAX ARREARS LIST**

**DISCLAIMER** : This Report is **PRIVATE & CONFIDENTIAL** and it is prepared at the request of and for its use by the Subscriber only. The Subscriber shall use the contents of the Report merely as an aid to its business. Mira Inform Private Limited ("MIPL") has collated information/data in the Report, which have not been verified unless otherwise specifically mentioned in the Report. The Subscriber shall independently verify the accuracy and correctness of the information/data before in any way acting upon the same. MIPL shall not be liable for any harm, injury, loss or damage caused to the Subscriber due to default by the Subscriber's debtors/beneficiaries in fulfilling their obligations of any nature whatsoever. This Report or any of its portion shall not be used as a documentary evidence or otherwise before any investigative agencies or forum of law. This Report is confidential and proprietary to MIPL. The Subscriber and/or any other person(s) may not reproduce, publish or disclose any of the contents of the Report to others without the express authorization of MIPL. This Report is prepared and issued to the Subscriber without any risk, responsibility or liability on the part of MIPL or its officials.

As of the reporting date, no related record about subject is found through below sources:

- A. Website of Tax Bureau of China;
- B. Website of local Tax Bureau of subject's location;
- C. Taxpayer information of database.

**DEBT ARREARS LIST**

As of the reporting date, no related record about subject is found through below sources:

- A. Major telecommunication operators of China;
- B. Telecommunication information of database.

**FINANCIAL INFORMATION**

DETAILED FINANCIAL INFORMATION (UNIT: CNY 1,000)

Financial Note: Due to the lack of a clear government policy regarding the transparency of enterprise financial information, some financial items might be missing in the financial statements, causing possible inequality between the sum of the provided items and the provided total numbers.

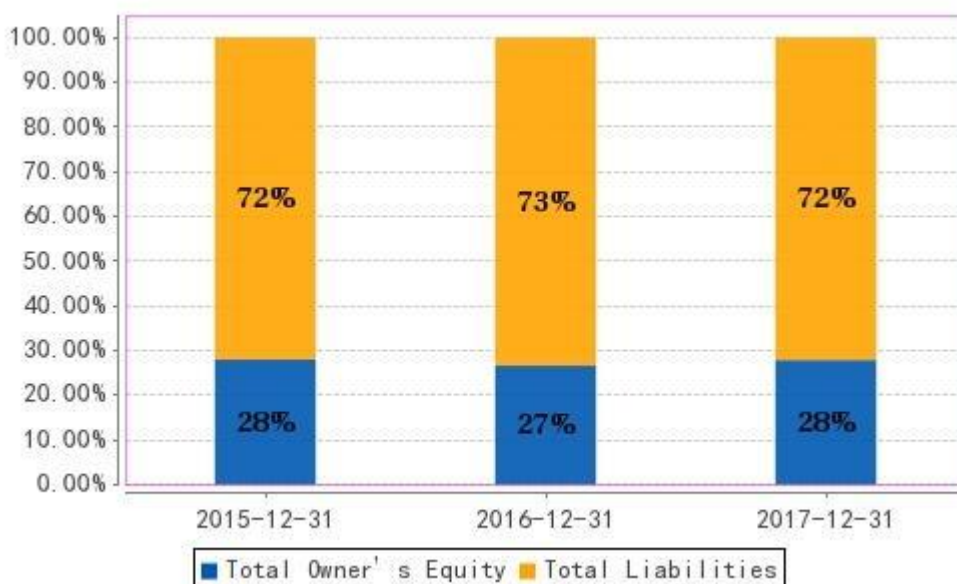
**Assets**

Year	2015-12-31	2016-12-31	2017-12-31
Report Type	Annual Report	Annual Report	Annual Report
Statement Type	Individual	Individual	Individual
Source	AIC	AIC	AIC
Audited or Not	Unknown	Unknown	Unknown
Total Assets	11,020	10,800	12,100

**Liabilities**

Year	2015-12-31	2016-12-31	2017-12-31
Total Liabilities	7,940	7,930	8,730
Total Owner's Equity	3,080	2,870	3,370
Total Liabilities and Owner's Equity	11,020	10,800	12,100

**DISCLAIMER** : This Report is **PRIVATE & CONFIDENTIAL** and it is prepared at the request of and for its use by the Subscriber only. The Subscriber shall use the contents of the Report merely as an aid to its business. Mira Inform Private Limited ("MIPL") has collated information/data in the Report, which have not been verified unless otherwise specifically mentioned in the Report. The Subscriber shall independently verify the accuracy and correctness of the information/data before in any way acting upon the same. MIPL shall not be liable for any harm, injury, loss or damage caused to the Subscriber due to default by the Subscriber's debtors/beneficiaries in fulfilling their obligations of any nature whatsoever. This Report or any of its portion shall not be used as a documentary evidence or otherwise before any investigative agencies or forum of law. This Report is confidential and proprietary to MIPL. The Subscriber and/or any other person(s) may not reproduce, publish or disclose any of the contents of the Report to others without the express authorization of MIPL. This Report is prepared and issued to the Subscriber without any risk, responsibility or liability on the part of MIPL or its officials.



**Income Statement**

Year	2015-12-31	2016-12-31	2017-12-31
Operating Income	11,730	-	6,140
Total Profit	360	-	495
Income Tax	200	-	89
Net Profit	160	-	406

**GROWTH RATE OF MAJOR FINANCIAL**

	2015	Growth(%)	2016	Growth(%)	2017
Operating Income	11,730	-	-	-	6,140
Total Assets	11,020	-2.00	10,800	12.04	12,100
Total Profit	360	-	-	-	495
Net Profit	160	-	-	-	406
Total Liabilities	7,940	-0.13	7,930	10.09	8,730
Total Owner's Equity	3,080	-6.82	2,870	17.42	3,370

**DISCLAIMER** : This Report is **PRIVATE & CONFIDENTIAL** and it is prepared at the request of and for its use by the Subscriber only. The Subscriber shall use the contents of the Report merely as an aid to its business. Mira Inform Private Limited ("MIPL") has collated information/data in the Report, which have not been verified unless otherwise specifically mentioned in the Report. The Subscriber shall independently verify the accuracy and correctness of the information/data before in any way acting upon the same. MIPL shall not be liable for any harm, injury, loss or damage caused to the Subscriber due to default by the Subscriber's debtors/beneficiaries in fulfilling their obligations of any nature whatsoever. This Report or any of its portion shall not be used as a documentary evidence or otherwise before any investigative agencies or forum of law. This Report is confidential and proprietary to MIPL. The Subscriber and/or any other person(s) may not reproduce, publish or disclose any of the contents of the Report to others without the express authorization of MIPL. This Report is prepared and issued to the Subscriber without any risk, responsibility or liability on the part of MIPL or its officials.

## **IMPORTANT RATIO**

	<b>2015</b>	<b>2016</b>	<b>2017</b>
<b>Profitability</b>			
Return on net assets (%)	5.19	-	12.05
Return on total assets (%)	1.45	-	3.36
Net profit margin (%)	1.36	-	6.61
<b>Operation capacity</b>	<b>2015</b>	<b>2016</b>	<b>2017</b>
Turnover of total assets	1.06	-	0.51
<b>Solvency</b>	<b>2015</b>	<b>2016</b>	<b>2017</b>
Liabilities to assets ratio (%)	72.05	73.43	72.15
<b>Development capacity</b>	<b>2015</b>	<b>2016</b>	<b>2017</b>
Yearly growth of total assets (%)	-	-2.00	12.04

## **FINANCIALS & ANALYSIS**

Financial Note	<p>1. SC's detailed financial information of 2015, 2016 and 2017 is unavailable through all available channels. Subject's staff was contacted but declined to provide relevant financial information. Only subject's financial summaries of 2015, 2016 and 2017 obtained from AIC source are provided for client's reference.</p> <p>2. SC's income statement of 2016 is unavailable from all possible channels. Please be noted.</p>
----------------	---

## **INDUSTRY INFORMATION**

### **INDUSTRY CODE**

SIC (China)	3551, Production of Textile Equipment <b>【Major】</b>
ISIC	2826, Manufacture of machinery for textile, apparel and leather production
NACE	28.94, Manufacture of machinery for textile, apparel and leather production

### **INDUSTRY FINANCIAL AVERAGE**

-	<b>2016</b>	<b>Subject</b>	<b>Best(10%)</b>	<b>Average</b>	<b>Worst(10%)</b>
---	-------------	----------------	------------------	----------------	-------------------

**DISCLAIMER** : This Report is **PRIVATE & CONFIDENTIAL** and it is prepared at the request of and for its use by the Subscriber only. The Subscriber shall use the contents of the Report merely as an aid to its business. Mira Inform Private Limited ("MIPL") has collated information/data in the Report, which have not been verified unless otherwise specifically mentioned in the Report. The Subscriber shall independently verify the accuracy and correctness of the information/data before in any way acting upon the same. MIPL shall not be liable for any harm, injury, loss or damage caused to the Subscriber due to default by the Subscriber's debtors/beneficiaries in fulfilling their obligations of any nature whatsoever. This Report or any of its portion shall not be used as a documentary evidence or otherwise before any investigative agencies or forum of law. This Report is confidential and proprietary to MIPL. The Subscriber and/or any other person(s) may not reproduce, publish or disclose any of the contents of the Report to others without the express authorization of MIPL. This Report is prepared and issued to the Subscriber without any risk, responsibility or liability on the part of MIPL or its officials.

**QINGDAO HAOCHUNHUI METAL PRODUCTS CO., LTD. - 534776**

**PAGE NO. : 20**

Solvency	Liabilities to Assets Ratio (%)	73.43	45.90	52.38	79.56
	Current ratio	-	2.62	1.26	0.57
	Quick ratio	-	1.63	0.79	0.36
Development Capacity	Yearly Growth of Operating Income (%)	-	28.56	13.15	-11.51
	Yearly Growth of Gross Profit (%)	-	27.07	7.82	-9.45
	Yearly Growth of Total Assets (%)	-2.00	13.82	7.50	-8.14
Profitability	Return on net assets (%)	-	8.34	1.74	-7.21
	Return on total assets (%)	-	4.57	1.52	-4.87
	Gross profit margin (%)	-	24.68	10.65	-4.68
Operation Capacity	Turnover of total assets	-	1.83	0.54	0.23
	Turnover of current assets	-	2.40	0.98	0.35
	Turnover days of account receivable	-	30.32	65.47	259.20
-	<b>2017</b>	<b>Subject</b>	<b>Best(10%)</b>	<b>Average</b>	<b>Worst(10%)</b>
Solvency	Liabilities to Assets Ratio (%)	72.15	51.00	60.60	84.15
	Current ratio	-	2.37	1.21	0.52
	Quick ratio	-	1.48	0.76	0.33
Development Capacity	Yearly Growth of Operating Income (%)	-	14.48	0.41	-24.40
	Yearly Growth of Gross Profit (%)	-	17.65	0.20	-17.35
	Yearly Growth of Total Assets (%)	12.04	12.34	7.04	-8.43
Profitability	Return on net assets (%)	12.05	7.34	1.94	-7.96
	Return on total assets (%)	3.36	4.08	1.63	-5.41
	Gross profit margin (%)	-	24.89	11.22	-4.49
Operation Capacity	Turnover of total assets	0.51	1.52	0.40	0.10

**DISCLAIMER** : This Report is **PRIVATE & CONFIDENTIAL** and it is prepared at the request of and for its use by the Subscriber only. The Subscriber shall use the contents of the Report merely as an aid to its business. Mira Inform Private Limited ("MIPL") has collated information/data in the Report, which have not been verified unless otherwise specifically mentioned in the Report. The Subscriber shall independently verify the accuracy and correctness of the information/data before in any way acting upon the same. MIPL shall not be liable for any harm, injury, loss or damage caused to the Subscriber due to default by the Subscriber's debtors/beneficiaries in fulfilling their obligations of any nature whatsoever. This Report or any of its portion shall not be used as a documentary evidence or otherwise before any investigative agencies or forum of law. This Report is confidential and proprietary to MIPL. The Subscriber and/or any other person(s) may not reproduce, publish or disclose any of the contents of the Report to others without the express authorization of MIPL. This Report is prepared and issued to the Subscriber without any risk, responsibility or liability on the part of MIPL or its officials.

***QINGDAO HAICHUNHUI METAL PRODUCTS CO., LTD. - 534776***

***PAGE NO. : 21***

Turnover of - current assets	1.92	0.81	0.20
Turnover days of - account receivable	33.36	75.75	279.69

**Note:** the figures marked with RED means subject's performance is worse than the industry worst 10% and the figures marked with GREEN means subject's performance is better than industry best 10%.

**FOREIGN EXCHANGE RATES**

Currency	Unit	Indian Rupees
US Dollar	1	INR 73.90
UK Pound	1	INR 97.33
Euro	1	INR 85.58
CNY	1	INR 10.61

**Note:** Above are approximate rates obtained from sources believed to be correct

**INFORMATION DETAILS**

<b>Analysis Done by :</b>	PRI
<b>Report Prepared by :</b>	NIT

**DISCLAIMER :** This Report is **PRIVATE & CONFIDENTIAL** and it is prepared at the request of and for its use by the Subscriber only. The Subscriber shall use the contents of the Report merely as an aid to its business. Mira Inform Private Limited ("MIPL") has collated information/data in the Report, which have not been verified unless otherwise specifically mentioned in the Report. The Subscriber shall independently verify the accuracy and correctness of the information/data before in any way acting upon the same. MIPL shall not be liable for any harm, injury, loss or damage caused to the Subscriber due to default by the Subscriber's debtors/beneficiaries in fulfilling their obligations of any nature whatsoever. This Report or any of its portion shall not be used as a documentary evidence or otherwise before any investigative agencies or forum of law. This Report is confidential and proprietary to MIPL. The Subscriber and/or any other person(s) may not reproduce, publish or disclose any of the contents of the Report to others without the express authorization of MIPL. This Report is prepared and issued to the Subscriber without any risk, responsibility or liability on the part of MIPL or its officials.

**RATING EXPLANATIONS**

Credit Rating	Explanation	Rating Comments
A++	Minimum Risk	Business dealings permissible with minimum risk of default
A+	Low Risk	Business dealings permissible with low risk of default
A	Acceptable Risk	Business dealings permissible with moderate risk of default
B	Medium Risk	Business dealings permissible on a regular monitoring basis
C	Medium High Risk	Business dealings permissible preferably on secured basis
D	High Risk	Business dealing not recommended or on secured terms only
NB	New Business	No recommendation can be done due to business in infancy stage
NT	No Trace	No recommendation can be done as the business is not traceable

NB is stated where there is insufficient information to facilitate rating. However, it is not to be considered as unfavourable.

This score serves as a reference to assess SC's credit risk and to set the amount of credit to be extended. It is calculated from a composite of weighted scores obtained from each of the major sections of this report. The assessed factors are as follows:

- Financial condition covering various ratios
- Company background and operations size
- Promoters / Management background
- Payment record
- Litigation against the subject
- Industry scenario / competitor analysis
- Supplier / Customer / Banker review (wherever available)