

MIRA INFORM REPORT

| | |
|---------------|------------|
| Report No. : | 535123 |
| Report Date : | 17.10.2018 |

IDENTIFICATION DETAILS

| | |
|--|--|
| Name : | SAM INDIA BUILTWELL PRIVATE LIMITED |
| Registered Office : | 435, Jagriti Enclave, Vikas Marg Extn., Delhi - 110092 |
| Tel. No.: | 91-11-22163389/ 65460163 |
| Country : | India |
| Financials (as on) : | 31.03.2017 |
| Date of Incorporation : | 22.01.1998 |
| Capital Investment / Paid-up Capital : | INR 5.950 Million |
| CIN No.: [Company Identification No.] | U70101DL1998PTC091859 |
| TIN No.: | 07422006298 |
| PAN No.: [Permanent Account No.] | AABCS7627K |
| GSTN : [Goods & Service Tax Registration No.] | 07AABCS7627K1Z1 |
| Legal Form : | Private Limited Liability Company |
| Line of Business : | Subject is engaged in Carrying out Civil and Construction Work Relating to Housing and Infrastructure etc. [Registered Activity] |
| No. of Employees : | Not Available |

RATING & COMMENTS

(Mira Inform has adopted New Rating mechanism w.e.f. 23rd January 2017)

DISCLAIMER : This Report is **PRIVATE & CONFIDENTIAL** and it is prepared at the request of and for its use by the Subscriber only. The Subscriber shall use the contents of the Report merely as an aid to its business. Mira Inform Private Limited ("MIPL") has collated information/data in the Report, which have not been verified unless otherwise specifically mentioned in the Report. The Subscriber shall independently verify the accuracy and correctness of the information/data before in any way acting upon the same. MIPL shall not be liable for any harm, injury, loss or damage caused to the Subscriber due to default by the Subscriber's debtors/beneficiaries in fulfilling their obligations of any nature whatsoever. This Report or any of its portion shall not be used as a documentary evidence or otherwise before any investigative agencies or forum of law. This Report is confidential and proprietary to MIPL. The Subscriber and/or any other person(s) may not reproduce, publish or disclose any of the contents of the Report to others without the express authorization of MIPL. This Report is prepared and issued to the Subscriber without any risk, responsibility or liability on the part of MIPL or its officials.

| | |
|------------------------|----------|
| MIRA's Rating : | A |
|------------------------|----------|

| Credit Rating | Explanation | Rating Comments |
|----------------------|--------------------|---|
| A | Acceptable Risk | Business dealings permissible with moderate risk of default |

| | |
|-------------------------------|--|
| Maximum Credit Limit : | USD 1819000 INR 130000000 |
| Status : | Good |
| Payment Behaviour : | Slow but correct |
| Litigation : | Clear |
| Comments : | <p>Sam India Builtwell Private Limited established in 1998, is managed by Mr. Arvind Goel and Mr. Madan Lal. The company undertakes civil construction activities, such as construction of institutional and residential buildings, for government authorities. It is an established company having good track records.</p> <p>For the financial year 2017, the company has reported decline in its revenue as compared to previous year but has managed to maintain average profit margin of 1.87%.</p> <p>The company possesses sound financial profile marked by healthy net worth base along with debt free balance sheet of the company.</p> <p>The rating takes into consideration the company's long established track record of business operations along with extensive experience of its promoters.</p> <p>The company has favourable Earning Per Share (EPS) of INR 143.64 against a face value (FV) of INR 10.</p> <p>However, these rating strengths are partially offset by unfavourable gap between trade payables and to its trade receivables and highly competitive construction industry.</p> <p>Business is active. Payment seems to be slow but correct.</p> <p>In view of aforesaid, the company can be considered for good business dealings at usual trade terms and conditions.</p> |

NOTES :

Any query related to this report can be made on e-mail : infodept@mirainform.com while quoting report number, name and date.

ECGC Country Risk Classification List

| Country Name | Previous Rating | Current Rating |
|---------------------|------------------------|-----------------------|
|---------------------|------------------------|-----------------------|

DISCLAIMER : This Report is **PRIVATE & CONFIDENTIAL** and it is prepared at the request of and for its use by the Subscriber only. The Subscriber shall use the contents of the Report merely as an aid to its business. Mira Inform Private Limited ("MIPL") has collated information/data in the Report, which have not been verified unless otherwise specifically mentioned in the Report. The Subscriber shall independently verify the accuracy and correctness of the information/data before in any way acting upon the same. MIPL shall not be liable for any harm, injury, loss or damage caused to the Subscriber due to default by the Subscriber's debtors/beneficiaries in fulfilling their obligations of any nature whatsoever. This Report or any of its portion shall not be used as a documentary evidence or otherwise before any investigative agencies or forum of law. This Report is confidential and proprietary to MIPL. The Subscriber and/or any other person(s) may not reproduce, publish or disclose any of the contents of the Report to others without the express authorization of MIPL. This Report is prepared and issued to the Subscriber without any risk, responsibility or liability on the part of MIPL or its officials.

| | | |
|-------|---------------------|---------------------|
| | (30.06.2018) | (30.09.2018) |
| India | A1 | A1 |

| Risk Category | ECGC Classification |
|----------------------|----------------------------|
| Insignificant | A1 |
| Low Risk | A2 |
| Moderately Low Risk | B1 |
| Moderate Risk | B2 |
| Moderately High Risk | C1 |
| High Risk | C2 |
| Very High Risk | D |

EXTERNAL AGENCY RATING

| | |
|---------------------------|---|
| Rating Agency Name | CRISIL |
| Rating | Short term = A2 |
| Rating Explanation | Strong degree of safety and low credit risk |
| Date | 26.03.2018 |

RBI DEFAULTERS' LIST STATUS

Subject's name is not enlisted as a defaulter in the publicly available RBI Defaulters' list.

EPF (Employee Provident Fund) DEFAULTERS' LIST STATUS

Subject's name is not enlisted as a defaulter in the publicly available EPF (Employee Provident Fund) Defaulters' list as of 31-03-2018.

BIFR (Board for Industrial & Financial Reconstruction) LISTING STATUS

Subject's name is not listed as a Sick Unit in the publicly available BIFR (Board for Industrial & Financial Reconstruction) list as of 17.10.2018

IBBI (Insolvency and Bankruptcy Board of India) LISTING STATUS

Subject's name is not listed in the publicly available IBBI (Insolvency and Bankruptcy Board of India) list as of report date.

INFORMATION DENIED

MANAGEMENT NON-COOPERATIVE – Tel. No.: 91-11-22163389

Tel. No. 91-11-65460163 (Incorrect Number)

LOCATIONS

| | |
|----------------------------|--|
| Registered Office : | 435, Jagriti Enclave, Vikas Marg Extn., Delhi - 110092, India |
| Tel. No.: | 91-11-22163389/ 65460163 |
| Fax No.: | 91-11-22163393 |
| E-Mail : | samindiabuiltwell@yahoo.co.in info@samindia.com |
| Website : | http://samindia.com |
| Corporate Office : | 303, FP No. 4, Maheshwari Building, Near Santacruz, Mumbai, Maharashtra, India |

DIRECTORS

AS ON: 31.03.2018

| | |
|------------------------------|--|
| Name : | Mr. Madan Lal Gupta |
| Designation : | Whole-time Director |
| Address : | 28, Saini Enclave, Delhi - 110092, India |
| Date of Birth/Age : | 02.11.1962 |
| Qualification : | B.A PASS |
| Date of Appointment : | 22.01.1998 |
| PAN No.: | AAJPG7920L |
| DIN No.: | 00331845 |
| Other Directorship : | |

DISCLAIMER : This Report is **PRIVATE & CONFIDENTIAL** and it is prepared at the request of and for its use by the Subscriber only. The Subscriber shall use the contents of the Report merely as an aid to its business. Mira Inform Private Limited ("MIPL") has collated information/data in the Report, which have not been verified unless otherwise specifically mentioned in the Report. The Subscriber shall independently verify the accuracy and correctness of the information/data before in any way acting upon the same. MIPL shall not be liable for any harm, injury, loss or damage caused to the Subscriber due to default by the Subscriber's debtors/beneficiaries in fulfilling their obligations of any nature whatsoever. This Report or any of its portion shall not be used as a documentary evidence or otherwise before any investigative agencies or forum of law. This Report is confidential and proprietary to MIPL. The Subscriber and/or any other person(s) may not reproduce, publish or disclose any of the contents of the Report to others without the express authorization of MIPL. This Report is prepared and issued to the Subscriber without any risk, responsibility or liability on the part of MIPL or its officials.

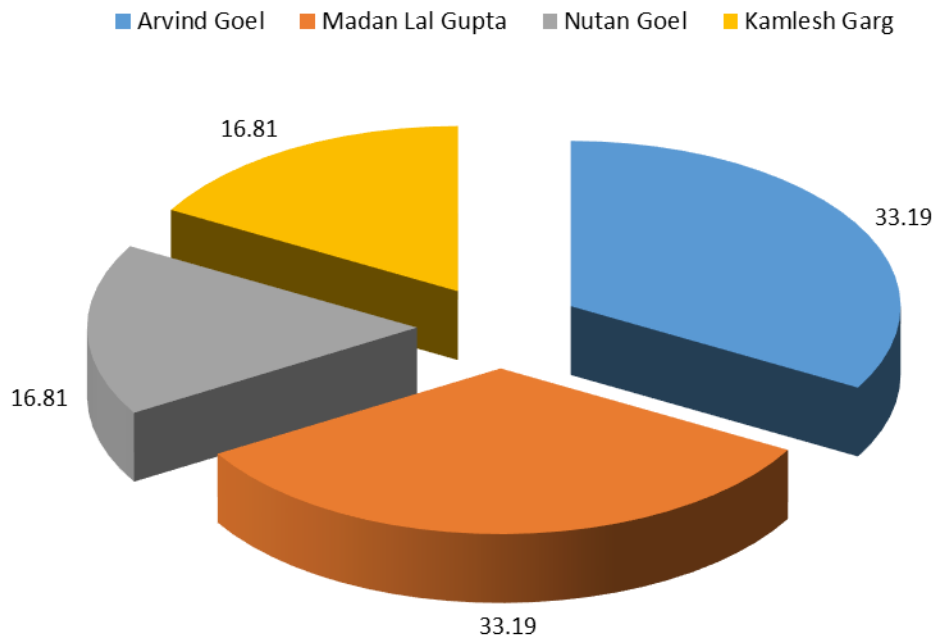
| CIN/FCRN | Company Name | Begin Date | End Date |
|---|--|------------|----------|
| U36999DL1989PTC037432 | S.C.INDUSTRIES PRIVATE LIMITED | 12/07/2010 | - |
| U40104DL2009PTC196901 | SAM (INDIA) HYDROPOWER PRIVATE LIMITED | 14/12/2009 | - |
| U45400DL2009PTC195610 | AMR ASSOCIATES PRIVATE LIMITED | 30/10/2009 | - |
| U45400DL2013PTC253329 | ARMA BUILDCON PRIVATE LIMITED | 31/05/2013 | - |
| U51900MH2007PTC174549 | R.M.D. ENTERPRISES PRIVATE LIMITED | 30/09/2017 | - |
| U51909DL2010PTC200798 | SACHIN ENTERPRISES PRIVATE LIMITED | 26/03/2010 | - |
| U70101DL2012PTC240933 | ROBUST INNOVATIONS PRIVATE LIMITED | 29/08/2016 | - |
| U70109DL2006PTC153829 | SAM (INDIA) INFRASTRUCTURE PRIVATE LIMITED | 15/09/2006 | - |
| U70200DL2013PTC249968 | VIPUL LANDHOMES PRIVATE LIMITED | 20/06/2013 | - |
| Name : Mr. Arvind Goel | | | |
| Designation : Wholetime Director | | | |
| Address : 80, Kiran Vihar, Delhi - 110092, India | | | |
| Date of Birth/Age : 02.09.1970 | | | |
| Qualification : B.A PASS | | | |
| Date of Appointment : 22.01.1998 | | | |
| PAN No.: ACUPG0842N | | | |
| DIN No.: 00935505 | | | |
| Other Directorship : | | | |
| CIN/FCRN | Company Name | Begin Date | End Date |
| U36999DL1989PTC037432 | S.C.INDUSTRIES PRIVATE LIMITED | 21/05/2010 | - |
| U40104DL2009PTC196901 | SAM (INDIA) HYDROPOWER PRIVATE LIMITED | 14/12/2009 | - |
| U45400DL2009PTC195610 | AMR ASSOCIATES PRIVATE LIMITED | 30/10/2009 | - |
| U45400DL2013PTC253329 | ARMA BUILDCON PRIVATE LIMITED | 31/05/2013 | - |
| U51900MH2007PTC174549 | R.M.D. ENTERPRISES PRIVATE LIMITED | 30/09/2017 | - |
| U70101DL1998PTC091859 | SAM INDIA BUILTWEILL PRIVATE LIMITED | 01/10/2015 | - |
| U70101DL2012PTC240933 | ROBUST INNOVATIONS PRIVATE LIMITED | 29/08/2016 | - |
| U70102DL2012PTC242836 | SPACE INDIA REAL-PARADISE PRIVATE LIMITED | 26/09/2012 | - |
| U70109DL2006PTC153829 | SAM (INDIA) INFRASTRUCTURE PRIVATE LIMITED | 15/09/2006 | - |
| U74140DL2010PTC200771 | MAGICAL ENTERPRISES PRIVATE LIMITED | 26/03/2010 | - |

MAJOR SHAREHOLDERS / SHAREHOLDING PATTERN

AS ON: 31.03.2017

| Names of Shareholders | No. of Shares | % age holding |
|-----------------------|---------------|---------------|
| Arvind Goel | 197500 | 33.19 |
| Madan Lal Gupta | 197500 | 33.19 |
| Nutan Goel | 100000 | 16.81 |
| Kamlesh Garg | 100000 | 16.81 |
| Total | 595000 | 100.00 |

Share holding pattern



AS ON: 30.09.2017

| Equity Share Breakup | Percentage of Holding |
|--|-----------------------|
| Category | |
| Promoters (Individual/Hindu Undivided Family - Indian) | 100.00 |
| Total | 100.00 |

DISCLAIMER : This Report is **PRIVATE & CONFIDENTIAL** and it is prepared at the request of and for its use by the Subscriber only. The Subscriber shall use the contents of the Report merely as an aid to its business. Mira Inform Private Limited ("MIPL") has collated information/data in the Report, which have not been verified unless otherwise specifically mentioned in the Report. The Subscriber shall independently verify the accuracy and correctness of the information/data before in any way acting upon the same. MIPL shall not be liable for any harm, injury, loss or damage caused to the Subscriber due to default by the Subscriber's debtors/beneficiaries in fulfilling their obligations of any nature whatsoever. This Report or any of its portion shall not be used as a documentary evidence or otherwise before any investigative agencies or forum of law. This Report is confidential and proprietary to MIPL. The Subscriber and/or any other person(s) may not reproduce, publish or disclose any of the contents of the Report to others without the express authorization of MIPL. This Report is prepared and issued to the Subscriber without any risk, responsibility or liability on the part of MIPL or its officials.

BUSINESS DETAILS

| | | |
|---------------------------|--|-----------------------------|
| Line of Business : | Subject is engaged in Carrying out Civil and Construction Work Relating to Housing and Infrastructure etc. [Registered Activity] | |
| Products : | ITC Code No. | Product Descriptions |
| | 99532124 | Construction at metro site |
| Brand Names : | Not Available | |
| Agencies Held : | Not Available | |
| Exports : | Not Available | |
| Imports : | Not Available | |
| Terms : | | |
| Selling : | Not Available | |
| Purchasing : | Not Available | |

PRODUCTION STATUS: NOT AVAILABLE

GENERAL INFORMATION

| | | |
|--------------------|--|---------------|
| Suppliers : | Reference: | Not Available |
| | Name of the Person (Designation): | -- |
| | Contact Number: | -- |
| | Since how long known: | -- |
| | Maximum limit dealt: | -- |
| | Experience: | -- |
| | Remark | -- |
| Customers : | Reference: | Not Available |
| | Name of the Person (Designation): | -- |
| | Contact Number: | -- |
| | Since how long known: | -- |
| | Maximum limit dealt: | -- |
| | Experience: | -- |

| | Remark | -- |
|---------------------------|--|----|
| No. of Employees : | Not Available | |
| Bankers : | <ul style="list-style-type: none"> Indusind Bank limited 2401 Gen Thimmayya Road, Cantonment, Pune -- 411001, Maharashtra, India HDFC bank Limited HDFC Bank House, Senapati Bapat Marglower Parel West, Mumbai - 400013, Maharashtra, India | |

| | |
|--|---|
| Auditors : | |
| Name : | S P M S and Associates Chartered Accountants |
| Address : | 305, 3rd Floor, Pearl Business Park , D-7 ,ND, Delhi, India |
| Income-tax PAN of auditor or auditor's firm : | AAEFM6171C |
| Memberships : | Not Available |
| Collaborators : | Not Available |
| Associate Company: | KNG Estates Private Limited [U70101DL2004PTC127826] S C Industries Private Limited |
| Related Parties : | <ul style="list-style-type: none"> Mahadev Marble & Granite Gaurav Traders Aanchal Toursettler Private Limited |

CAPITAL STRUCTURE

AS ON: 31.03.2017

Authorised Capital :

| No. of Shares | Type | Value | Amount |
|---------------|---------------|---------------|--------------------|
| 1000000 | Equity Shares | INR 10/- each | INR 10.000 Million |

Issued, Subscribed & Paid-up Capital :

| No. of Shares | Type | Value | Amount |
|---------------|---------------|---------------|-------------------|
| 595000 | Equity Shares | INR 10/- each | INR 5.950 Million |

DISCLAIMER : This Report is **PRIVATE & CONFIDENTIAL** and it is prepared at the request of and for its use by the Subscriber only. The Subscriber shall use the contents of the Report merely as an aid to its business. Mira Inform Private Limited ("MIPL") has collated information/data in the Report, which have not been verified unless otherwise specifically mentioned in the Report. The Subscriber shall independently verify the accuracy and correctness of the information/data before in any way acting upon the same. MIPL shall not be liable for any harm, injury, loss or damage caused to the Subscriber due to default by the Subscriber's debtors/beneficiaries in fulfilling their obligations of any nature whatsoever. This Report or any of its portion shall not be used as a documentary evidence or otherwise before any investigative agencies or forum of law. This Report is confidential and proprietary to MIPL. The Subscriber and/or any other person(s) may not reproduce, publish or disclose any of the contents of the Report to others without the express authorization of MIPL. This Report is prepared and issued to the Subscriber without any risk, responsibility or liability on the part of MIPL or its officials.

FINANCIAL DATA
[all figures are in INR Million]

ABRIDGED BALANCE SHEET [STANDALONE]

| SOURCES OF FUNDS | 31.03.2017 | 31.03.2016 | 31.03.2015 |
|---|-----------------|-----------------|-----------------|
| I. EQUITY AND LIABILITIES | | | |
| (1) Shareholders' Funds | | | |
| (a) Share Capital | 5.950 | 5.950 | 6.425 |
| (b) Reserves & Surplus | 630.768 | 545.300 | 500.266 |
| (c) Money received against share warrants | 0.000 | 0.000 | 0.000 |
| (2) Share Application money pending allotment | 0.000 | 0.000 | 0.000 |
| Total Shareholders' Funds (1) + (2) | 636.718 | 551.250 | 506.691 |
| (3) Non-Current Liabilities | | | |
| (a) Long-term borrowings | 0.000 | 0.000 | 0.000 |
| (b) Deferred tax liabilities (Net) | 0.000 | 0.000 | 0.000 |
| (c) Other long term liabilities | 0.000 | 0.000 | 0.000 |
| (d) long-term provisions | 0.000 | 0.000 | 0.000 |
| Total Non-current Liabilities (3) | 0.000 | 0.000 | 0.000 |
| (4) Current Liabilities | | | |
| (a) Short term borrowings | 0.000 | 0.000 | 0.000 |
| (b) Trade payables | 749.134 | 497.987 | 247.421 |
| (c) Other current liabilities | 252.574 | 515.038 | 274.637 |
| (d) Short-term provisions | 0.000 | 0.000 | 0.230 |
| Total Current Liabilities (4) | 1001.708 | 1013.025 | 522.288 |
| TOTAL | 1638.426 | 1564.275 | 1028.979 |
| II. ASSETS | | | |
| (1) Non-current assets | | | |
| (a) Fixed Assets | | | |
| (i) Tangible assets | 129.434 | 143.087 | 103.836 |
| (ii) Intangible Assets | 0.000 | 0.000 | 0.000 |
| (iii) Capital work-in-progress | 0.000 | 0.000 | 0.000 |
| (iv) Intangible assets under development | 0.000 | 0.000 | 0.000 |
| (b) Non-current Investments | 0.020 | 0.020 | 0.020 |
| (c) Deferred tax assets (net) | 3.837 | 2.468 | 1.664 |
| (d) Long-term Loan and Advances | 0.000 | 0.000 | 0.000 |
| (e) Other Non-current assets | 0.000 | 0.000 | 0.000 |
| Total Non-Current Assets | 133.291 | 145.575 | 105.520 |

DISCLAIMER : This Report is **PRIVATE & CONFIDENTIAL** and it is prepared at the request of and for its use by the Subscriber only. The Subscriber shall use the contents of the Report merely as an aid to its business. Mira Inform Private Limited ("MIPL") has collated information/data in the Report, which have not been verified unless otherwise specifically mentioned in the Report. The Subscriber shall independently verify the accuracy and correctness of the information/data before in any way acting upon the same. MIPL shall not be liable for any harm, injury, loss or damage caused to the Subscriber due to default by the Subscriber's debtors/beneficiaries in fulfilling their obligations of any nature whatsoever. This Report or any of its portion shall not be used as a documentary evidence or otherwise before any investigative agencies or forum of law. This Report is confidential and proprietary to MIPL. The Subscriber and/or any other person(s) may not reproduce, publish or disclose any of the contents of the Report to others without the express authorization of MIPL. This Report is prepared and issued to the Subscriber without any risk, responsibility or liability on the part of MIPL or its officials.

| | | | |
|-----------------------------------|-----------------|-----------------|-----------------|
| (2) Current assets | | | |
| (a) Current investments | 47.415 | 131.408 | 111.890 |
| (b) Inventories | 119.263 | 50.660 | 113.319 |
| (c) Trade receivables | 227.928 | 69.175 | 96.745 |
| (d) Cash and cash equivalents | 445.150 | 453.383 | 251.774 |
| (e) Short-term loans and advances | 605.953 | 580.801 | 260.473 |
| (f) Other current assets | 59.426 | 133.273 | 89.258 |
| Total Current Assets | 1505.135 | 1418.700 | 923.459 |
| | | | |
| TOTAL | 1638.426 | 1564.275 | 1028.979 |

PROFIT & LOSS ACCOUNT

| | PARTICULARS | 31.03.2017 | 31.03.2016 | 31.03.2015 |
|------------------|---|-----------------|-----------------|-----------------|
| | SALES | | | |
| | Revenue from Operations | 4578.896 | 5005.468 | 3613.917 |
| | Other Income | 45.369 | 22.654 | 15.071 |
| | TOTAL | 4624.265 | 5028.122 | 3628.988 |
| | | | | |
| Less | EXPENSES | | | |
| | Cost of Materials Consumed | 4128.817 | 4577.168 | 3309.932 |
| | Employees benefits expense | 219.461 | 202.322 | 130.107 |
| | CSR expenditure | 1.850 | 3.157 | 0.000 |
| | Prior period items | 0.104 | 3.422 | 26.703 |
| | Extraordinary items | (16.000) | 0.000 | 0.000 |
| | Other expenses | 96.592 | 89.935 | 63.594 |
| | TOTAL | 4430.824 | 4876.004 | 3530.336 |
| | | | | |
| | PROFIT BEFORE INTEREST, TAX, DEPRECIATION AND AMORTISATION | 193.441 | 152.118 | 98.652 |
| | | | | |
| Less | FINANCIAL EXPENSES | 20.091 | 24.351 | 13.314 |
| | | | | |
| | PROFIT BEFORE TAX, DEPRECIATION AND AMORTISATION | 173.350 | 127.767 | 85.338 |
| | | | | |
| Less/ Add | DEPRECIATION/ AMORTISATION | 27.881 | 26.230 | 21.452 |
| | | | | |
| | PROFIT BEFORE TAX | 145.469 | 101.537 | 63.886 |
| | | | | |
| Less | TAX | 60.001 | 35.500 | 29.399 |
| | | | | |
| | Discontinuing operation after tax | 0.000 | 0.000 | (0.230) |

DISCLAIMER : This Report is **PRIVATE & CONFIDENTIAL** and it is prepared at the request of and for its use by the Subscriber only. The Subscriber shall use the contents of the Report merely as an aid to its business. Mira Inform Private Limited ("MIPL") has collated information/data in the Report, which have not been verified unless otherwise specifically mentioned in the Report. The Subscriber shall independently verify the accuracy and correctness of the information/data before in any way acting upon the same. MIPL shall not be liable for any harm, injury, loss or damage caused to the Subscriber due to default by the Subscriber's debtors/beneficiaries in fulfilling their obligations of any nature whatsoever. This Report or any of its portion shall not be used as a documentary evidence or otherwise before any investigative agencies or forum of law. This Report is confidential and proprietary to MIPL. The Subscriber and/or any other person(s) may not reproduce, publish or disclose any of the contents of the Report to others without the express authorization of MIPL. This Report is prepared and issued to the Subscriber without any risk, responsibility or liability on the part of MIPL or its officials.

| | | | | |
|--|---|---------------|---------------|---------------|
| | Share of profit (loss) of associates | 0.000 | (2.478) | 0.000 |
| | PROFIT AFTER TAX | 85.468 | 63.559 | 34.257 |
| | Earnings Per Share (INR) | 143.64 | 106.82 | 53.32 |

CURRENT MATURITIES OF LONG TERM DEBT DETAILS

| PARTICULARS | 31.03.2017 | 31.03.2016 | 31.03.2015 |
|--|-------------------|-------------------|-------------------|
| Current Maturities of Long term debt | NA | NA | NA |
| Net cash flows from (used in) operations | 2725.737 | 341.109 | 246.882 |
| Net cash flows from (used in) operating activities | 2664.368 | 302.326 | 216.148 |

KEY RATIOS

EFFICIENCY RATIOS

| PARTICULARS | 31.03.2017 | 31.03.2016 | 31.03.2015 |
|---|-------------------|-------------------|-------------------|
| Average Collection Days (Sundry Debtors / Income * 365 Days) | 18.17 | 5.04 | 9.77 |
| Account Receivables Turnover (Income / Sundry Debtors) | 20.09 | 72.36 | 37.36 |
| Average Payment Days (Sundry Creditors / Purchases * 365 Days) | 66.23 | 39.71 | 27.28 |
| Inventory Turnover (Operating Income / Inventories) | 1.62 | 3.00 | 0.87 |
| Asset Turnover (Operating Income / Net Fixed Assets) | 1.49 | 1.06 | 0.95 |

LEVERAGE RATIOS

| PARTICULARS | 31.03.2017 | 31.03.2016 | 31.03.2015 |
|--|-------------------|-------------------|-------------------|
| Debt Ratio ((Borrowing + Current Liabilities) / Total Assets) | 0.61 | 0.65 | 0.51 |
| Debt Equity Ratio | 0.00 | 0.00 | 0.00 |

DISCLAIMER : This Report is **PRIVATE & CONFIDENTIAL** and it is prepared at the request of and for its use by the Subscriber only. The Subscriber shall use the contents of the Report merely as an aid to its business. Mira Inform Private Limited ("MIPL") has collated information/data in the Report, which have not been verified unless otherwise specifically mentioned in the Report. The Subscriber shall independently verify the accuracy and correctness of the information/data before in any way acting upon the same. MIPL shall not be liable for any harm, injury, loss or damage caused to the Subscriber due to default by the Subscriber's debtors/beneficiaries in fulfilling their obligations of any nature whatsoever. This Report or any of its portion shall not be used as a documentary evidence or otherwise before any investigative agencies or forum of law. This Report is confidential and proprietary to MIPL. The Subscriber and/or any other person(s) may not reproduce, publish or disclose any of the contents of the Report to others without the express authorization of MIPL. This Report is prepared and issued to the Subscriber without any risk, responsibility or liability on the part of MIPL or its officials.

| | | | |
|--|------|------|------|
| (Total Liability / Networth) | | | |
| Current Liabilities to Networth (Current Liabilities / Net Worth) | 1.57 | 1.84 | 1.03 |
| Fixed Assets to Networth (Net Fixed Assets / Networth) | 0.20 | 0.26 | 0.20 |
| Interest Coverage Ratio (PBIT / Financial Charges) | 9.63 | 6.25 | 7.41 |

PROFITABILITY RATIOS

| PARTICULARS | | 31.03.2017 | 31.03.2016 | 31.03.2015 |
|--|---|------------|------------|------------|
| Net Profit Margin ((PAT / Sales) * 100) | % | 1.87 | 1.27 | 0.95 |
| Return on Total Assets ((PAT / Total Assets) * 100) | % | 5.22 | 4.06 | 3.33 |
| Return on Investment (ROI) ((PAT / Networth) * 100) | % | 13.42 | 11.53 | 6.76 |

SOLVENCY RATIOS

| PARTICULARS | | 31.03.2017 | 31.03.2016 | 31.03.2015 |
|---|--|------------|------------|------------|
| Current Ratio (Current Assets / Current Liabilities) | | 1.50 | 1.40 | 1.77 |
| Quick Ratio ((Current Assets – Inventories) / Current Liabilities) | | 1.38 | 1.35 | 1.55 |
| G-Score Ratio Financial (Networth / Total Assets) | | 0.39 | 0.35 | 0.49 |
| G-Score Ratio Debt (Debts / Equity Capital) | | 0.00 | 0.00 | 0.00 |
| G-Score Ratio Liquidity (Total Current Assets / Total Current Liabilities) | | 1.50 | 1.40 | 1.77 |

Total Liability = Short-term Debt + Long-term Debt + Current Maturities of Long-term debts

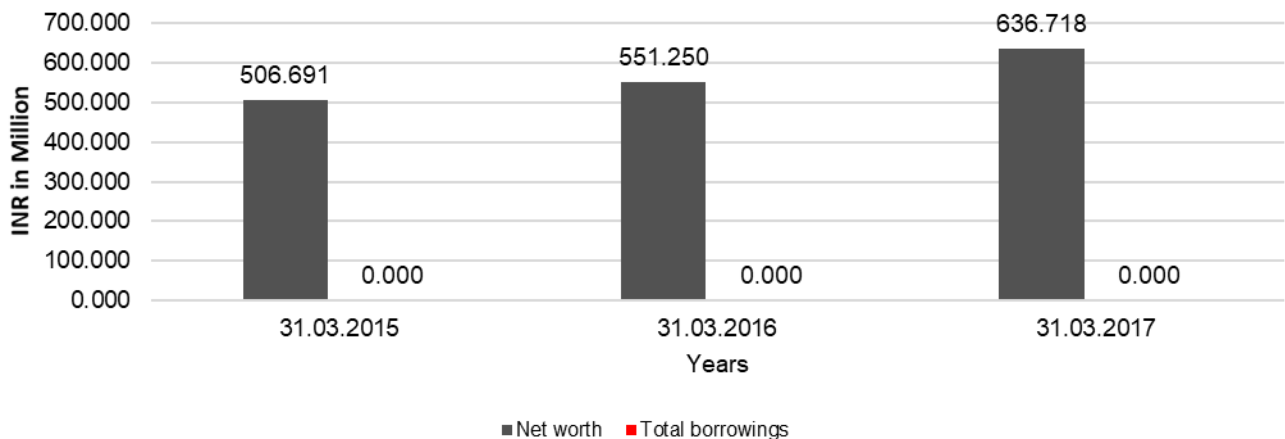
DISCLAIMER : This Report is **PRIVATE & CONFIDENTIAL** and it is prepared at the request of and for its use by the Subscriber only. The Subscriber shall use the contents of the Report merely as an aid to its business. Mira Inform Private Limited ("MIPL") has collated information/data in the Report, which have not been verified unless otherwise specifically mentioned in the Report. The Subscriber shall independently verify the accuracy and correctness of the information/data before in any way acting upon the same. MIPL shall not be liable for any harm, injury, loss or damage caused to the Subscriber due to default by the Subscriber's debtors/beneficiaries in fulfilling their obligations of any nature whatsoever. This Report or any of its portion shall not be used as a documentary evidence or otherwise before any investigative agencies or forum of law. This Report is confidential and proprietary to MIPL. The Subscriber and/or any other person(s) may not reproduce, publish or disclose any of the contents of the Report to others without the express authorization of MIPL. This Report is prepared and issued to the Subscriber without any risk, responsibility or liability on the part of MIPL or its officials.

FINANCIAL ANALYSIS
[all figures are in INR Million]

DEBT EQUITY RATIO

| Particular | 31.03.2015 | 31.03.2016 | 31.03.2017 |
|--------------------------|----------------|----------------|----------------|
| | INR In Million | INR In Million | INR In Million |
| Share Capital | 6.425 | 5.950 | 5.950 |
| Reserves & Surplus | 500.266 | 545.300 | 630.768 |
| Net worth | 506.691 | 551.250 | 636.718 |
| long-term borrowings | 0.000 | 0.000 | 0.000 |
| Short term borrowings | 0.000 | 0.000 | 0.000 |
| Total borrowings | 0.000 | 0.000 | 0.000 |
| Debt/Equity ratio | 0.000 | 0.000 | 0.000 |

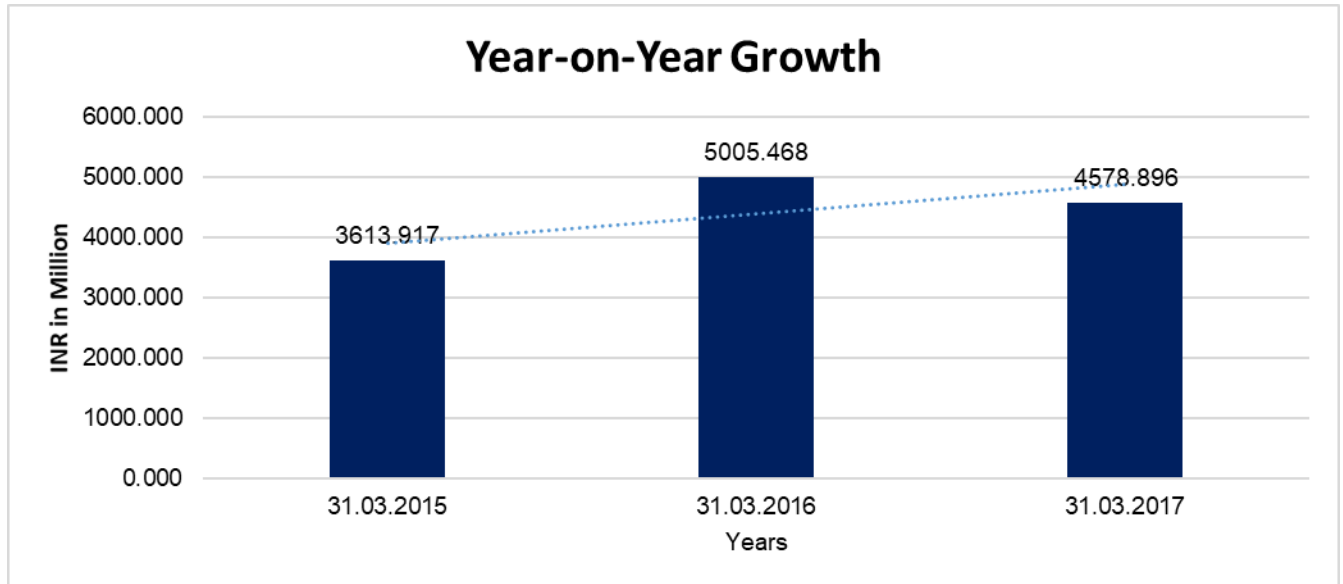
Debt to Equity



YEAR-ON-YEAR GROWTH

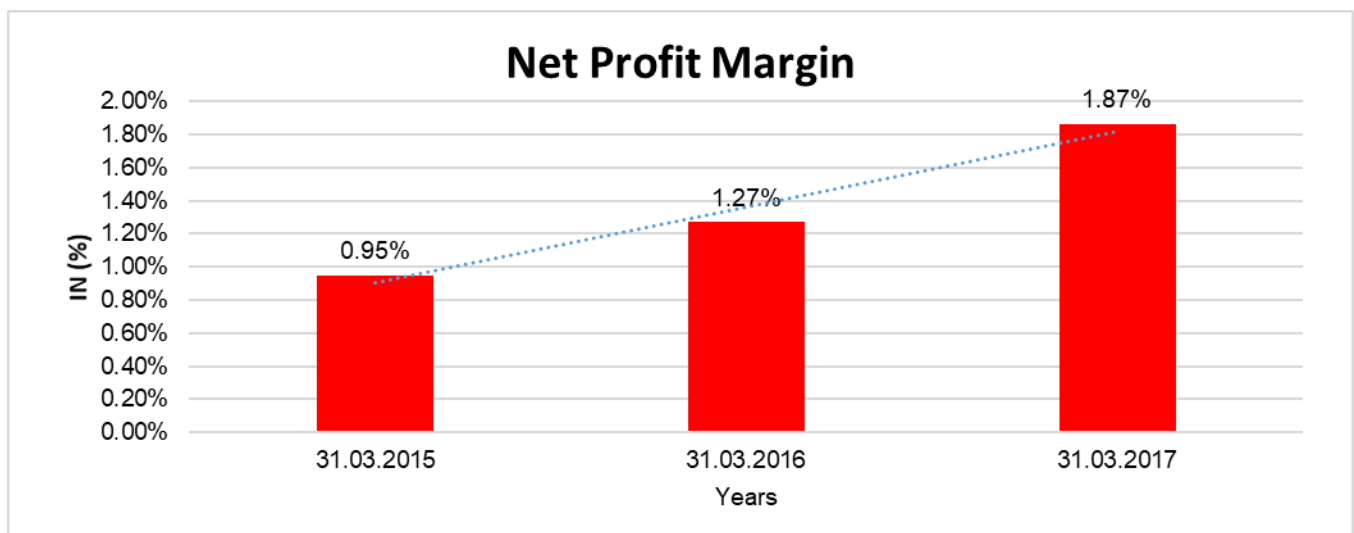
| Year on Year Growth | 31.03.2015 | 31.03.2016 | 31.03.2017 |
|---------------------|----------------|----------------|----------------|
| | INR In Million | INR In Million | INR In Million |
| Sales | 3613.917 | 5005.468 | 4578.896 |
| | | 38.505 | (8.522) |

DISCLAIMER : This Report is **PRIVATE & CONFIDENTIAL** and it is prepared at the request of and for its use by the Subscriber only. The Subscriber shall use the contents of the Report merely as an aid to its business. Mira Inform Private Limited ("MIPL") has collated information/data in the Report, which have not been verified unless otherwise specifically mentioned in the Report. The Subscriber shall independently verify the accuracy and correctness of the information/data before in any way acting upon the same. MIPL shall not be liable for any harm, injury, loss or damage caused to the Subscriber due to default by the Subscriber's debtors/beneficiaries in fulfilling their obligations of any nature whatsoever. This Report or any of its portion shall not be used as a documentary evidence or otherwise before any investigative agencies or forum of law. This Report is confidential and proprietary to MIPL. The Subscriber and/or any other person(s) may not reproduce, publish or disclose any of the contents of the Report to others without the express authorization of MIPL. This Report is prepared and issued to the Subscriber without any risk, responsibility or liability on the part of MIPL or its officials.



NET PROFIT MARGIN

| Net Profit Margin | 31.03.2015 | 31.03.2016 | 31.03.2017 |
|-------------------|----------------|----------------|----------------|
| | INR In Million | INR In Million | INR In Million |
| Sales | 3613.917 | 5005.468 | 4578.896 |
| Profit | 34.257 | 63.559 | 85.468 |
| | 0.95% | 1.27% | 1.87% |



DISCLAIMER : This Report is **PRIVATE & CONFIDENTIAL** and it is prepared at the request of and for its use by the Subscriber only. The Subscriber shall use the contents of the Report merely as an aid to its business. Mira Inform Private Limited ("MIPL") has collated information/data in the Report, which have not been verified unless otherwise specifically mentioned in the Report. The Subscriber shall independently verify the accuracy and correctness of the information/data before in any way acting upon the same. MIPL shall not be liable for any harm, injury, loss or damage caused to the Subscriber due to default by the Subscriber's debtors/beneficiaries in fulfilling their obligations of any nature whatsoever. This Report or any of its portion shall not be used as a documentary evidence or otherwise before any investigative agencies or forum of law. This Report is confidential and proprietary to MIPL. The Subscriber and/or any other person(s) may not reproduce, publish or disclose any of the contents of the Report to others without the express authorization of MIPL. This Report is prepared and issued to the Subscriber without any risk, responsibility or liability on the part of MIPL or its officials.

ABRIDGED BALANCE SHEET [CONSOLIDATED]

| SOURCES OF FUNDS | | 31.03.2017 | 31.03.2016 |
|---|--|-----------------|-----------------|
| I. EQUITY AND LIABILITIES | | | |
| (1) Shareholders' Funds | | | |
| (a) Share Capital | | 5.950 | 5.950 |
| (b) Reserves & Surplus | | 633.246 | 547.778 |
| (c) Money received against share warrants | | 0.000 | 0.000 |
| (2) Share Application money pending allotment | | 0.000 | 0.000 |
| Total Shareholders' Funds (1) + (2) | | 639.196 | 553.728 |
| (3) Non-Current Liabilities | | | |
| (a) Long-term borrowings | | 0.000 | 0.000 |
| (b) Deferred tax liabilities (Net) | | 0.000 | 0.000 |
| (c) Other long term liabilities | | 0.000 | 0.000 |
| (d) long-term provisions | | 0.000 | 0.000 |
| Total Non-current Liabilities (3) | | 0.000 | 0.000 |
| (4) Current Liabilities | | | |
| (a) Short term borrowings | | 0.000 | 0.000 |
| (b) Trade payables | | 835.151 | 673.959 |
| (c) Other current liabilities | | 331.158 | 811.333 |
| (d) Short-term provisions | | 1.252 | 0.000 |
| Total Current Liabilities (4) | | 1167.561 | 1485.292 |
| TOTAL | | 1806.757 | 2039.020 |
| II. ASSETS | | | |
| (1) Non-current assets | | | |
| (a) Fixed Assets | | | |
| (i) Tangible assets | | 129.434 | 143.870 |
| (ii) Intangible Assets | | 0.000 | 0.000 |
| (iii) Capital work-in-progress | | 0.000 | 0.000 |
| (iv) Intangible assets under development | | 0.000 | 0.000 |
| (b) Non-current Investments | | 0.020 | 0.020 |
| (c) Deferred tax assets (net) | | 3.837 | 2.468 |
| (d) Long-term Loan and Advances | | 0.000 | 0.000 |
| (e) Other Non-current assets | | 0.000 | 0.000 |
| Total Non-Current Assets | | 133.291 | 146.358 |
| (2) Current assets | | | |
| (a) Current investments | | 50.157 | 118.754 |
| (b) Inventories | | 119.262 | 50.660 |

DISCLAIMER : This Report is **PRIVATE & CONFIDENTIAL** and it is prepared at the request of and for its use by the Subscriber only. The Subscriber shall use the contents of the Report merely as an aid to its business. Mira Inform Private Limited ("MIPL") has collated information/data in the Report, which have not been verified unless otherwise specifically mentioned in the Report. The Subscriber shall independently verify the accuracy and correctness of the information/data before in any way acting upon the same. MIPL shall not be liable for any harm, injury, loss or damage caused to the Subscriber due to default by the Subscriber's debtors/beneficiaries in fulfilling their obligations of any nature whatsoever. This Report or any of its portion shall not be used as a documentary evidence or otherwise before any investigative agencies or forum of law. This Report is confidential and proprietary to MIPL. The Subscriber and/or any other person(s) may not reproduce, publish or disclose any of the contents of the Report to others without the express authorization of MIPL. This Report is prepared and issued to the Subscriber without any risk, responsibility or liability on the part of MIPL or its officials.

| | | | |
|-----------------------------------|--|-----------------|-----------------|
| (c) Trade receivables | | 234.202 | 130.538 |
| (d) Cash and cash equivalents | | 472.501 | 579.104 |
| (e) Short-term loans and advances | | 737.918 | 880.334 |
| (f) Other current assets | | 59.426 | 133.272 |
| Total Current Assets | | 1673.466 | 1892.662 |
| | | | |
| TOTAL | | 1806.757 | 2039.020 |

PROFIT & LOSS ACCOUNT

| | PARTICULARS | 31.03.2017 | 31.03.2016 |
|----------------------|---|-----------------|-----------------|
| | SALES | | |
| | Revenue from Operations | 6506.139 | 5873.761 |
| | Other Income | 45.369 | 23.106 |
| | TOTAL | 6551.508 | 5896.867 |
| | | | |
| Less | EXPENSES | | |
| | Cost of Materials Consumed | 6036.591 | 5443.089 |
| | Employees benefits expense | 224.858 | 202.327 |
| | CSR expenditure | 1.850 | 3.157 |
| | Prior period items | 0.104 | 3.422 |
| | Extraordinary items | (16.000) | 0.000 |
| | Other expenses | 98.987 | 91.884 |
| | TOTAL | 6346.390 | 5743.879 |
| | | | |
| | PROFIT BEFORE INTEREST, TAX, DEPRECIATION AND AMORTISATION | 205.118 | 152.988 |
| | | | |
| Less | FINANCIAL EXPENSES | 20.507 | 25.035 |
| | | | |
| | PROFIT BEFORE TAX, DEPRECIATION AND AMORTISATION | 184.611 | 127.953 |
| | | | |
| Less/ Add | DEPRECIATION/ AMORTISATION | 39.142 | 26.416 |
| | | | |
| | PROFIT BEFORE TAX | 145.469 | 101.537 |
| | | | |
| Less | TAX | 60.001 | 35.500 |
| | | | |
| | PROFIT AFTER TAX | 85.468 | 66.037 |
| | | | |
| | Earnings Per Share (INR) | 143.64 | 111.17 |

DISCLAIMER : This Report is **PRIVATE & CONFIDENTIAL** and it is prepared at the request of and for its use by the Subscriber only. The Subscriber shall use the contents of the Report merely as an aid to its business. Mira Inform Private Limited ("MIPL") has collated information/data in the Report, which have not been verified unless otherwise specifically mentioned in the Report. The Subscriber shall independently verify the accuracy and correctness of the information/data before in any way acting upon the same. MIPL shall not be liable for any harm, injury, loss or damage caused to the Subscriber due to default by the Subscriber's debtors/beneficiaries in fulfilling their obligations of any nature whatsoever. This Report or any of its portion shall not be used as a documentary evidence or otherwise before any investigative agencies or forum of law. This Report is confidential and proprietary to MIPL. The Subscriber and/or any other person(s) may not reproduce, publish or disclose any of the contents of the Report to others without the express authorization of MIPL. This Report is prepared and issued to the Subscriber without any risk, responsibility or liability on the part of MIPL or its officials.

LOCAL AGENCY FURTHER INFORMATION

| Sr. No. | Check list by info agents | Available in Report (Yes/No) |
|---------|---|------------------------------|
| 1 | Year of establishment | Yes |
| 2 | Constitution of the entity -Incorporation details | Yes |
| 3 | Locality of the entity | Yes |
| 4 | Premises details | No |
| 5 | Buyer visit details | -- |
| 6 | Contact numbers | Yes |
| 7 | Name of the person contacted | No |
| 8 | Designation of contact person | No |
| 9 | Promoter's background | Yes |
| 10 | Date of Birth of Proprietor / Partners / Directors | Yes |
| 11 | Pan Card No. of Proprietor / Partners | Yes |
| 12 | Voter Id Card No. of Proprietor / Partners | No |
| 13 | Type of business | Yes |
| 14 | Line of Business | Yes |
| 15 | Export/import details (if applicable) | No |
| 16 | No. of employees | No |
| 17 | Details of sister concerns | Yes |
| 18 | Major suppliers | No |
| 19 | Major customers | No |
| 20 | Banking Details | Yes |
| 21 | Banking facility details | Yes |
| 22 | Conduct of the banking account | -- |
| 23 | Financials, if provided | Yes |
| 24 | Capital in the business | Yes |
| 25 | Last accounts filed at ROC, if applicable | Yes |
| 26 | Turnover of firm for last three years | Yes |
| 27 | Reasons for variation <> 20% | -- |
| 28 | Estimation for coming financial year | No |
| 29 | Profitability for last three years | Yes |
| 30 | Major shareholders, if available | Yes |
| 31 | External Agency Rating, if available | Yes |
| 32 | Litigations that the firm/promoter involved in | -- |
| 33 | Market information | -- |
| 34 | Payments terms | No |
| 35 | Negative Reporting by Auditors in the Annual Report | No |

Registered address of the company has been shifted from 17A/56 UG-2, Triveni Plaza, W E A Karol Bagh, New Delhi - 110005, India to the present address w.e.f. 01.04.2008.

DISCLAIMER : This Report is **PRIVATE & CONFIDENTIAL** and it is prepared at the request of and for its use by the Subscriber only. The Subscriber shall use the contents of the Report merely as an aid to its business. Mira Inform Private Limited ("MIPL") has collated information/data in the Report, which have not been verified unless otherwise specifically mentioned in the Report. The Subscriber shall independently verify the accuracy and correctness of the information/data before in any way acting upon the same. MIPL shall not be liable for any harm, injury, loss or damage caused to the Subscriber due to default by the Subscriber's debtors/beneficiaries in fulfilling their obligations of any nature whatsoever. This Report or any of its portion shall not be used as a documentary evidence or otherwise before any investigative agencies or forum of law. This Report is confidential and proprietary to MIPL. The Subscriber and/or any other person(s) may not reproduce, publish or disclose any of the contents of the Report to others without the express authorization of MIPL. This Report is prepared and issued to the Subscriber without any risk, responsibility or liability on the part of MIPL or its officials.

INDEX OF CHARGES

| SN O | SRN | CHARGE ID | CHARGE HOLDER NAME | DATE OF CREATION | DATE OF MODIFICATION | DATE OF SATISFACTION | AMOUNT | ADDRESS |
|------|-----------|-----------|--------------------|------------------|----------------------|----------------------|-------------|---|
| 1 | G64675051 | 100135798 | INDUSIND BANK LTD. | 21/11/2017 | - | - | 400000000.0 | 2401 GEN THIMMAYYA ROADCONTONMENTPUNEMa411001IN |
| 2 | G52404126 | 100123754 | HDFC BANK LIMITED | 05/07/2017 | - | - | 300000000.0 | HDFC BANK HOUSE, SENAPATI BAPAT MARGLOWER PAREL WMUMBAIMH400013IN |
| 3 | C59642330 | 10574046 | AXIS BANK LTD. | 12/06/2015 | 19/06/2015 | - | 400000000.0 | 2ND FLOOR, RED FORT CAPITAL, PARSVNATH TOWERS,GOLE MARKET, BHAI VEER SINGH MARG,NEW DELHIDL110001IN |
| 4 | G71895411 | 10544953 | YES BANK LIMITED | 04/12/2014 | 01/11/2017 | - | 500000000.0 | 9TH FLOOR, NEHRU CENTRE, DISCOVERY OF INDIA,DR. ANNIE BESANT ROAD, WORLI,MumbaiMH400018IN |
| 5 | C48253694 | 10216300 | AXIS BANK LTD. | 09/04/2010 | 28/03/2015 | - | 500000000.0 | 2ND FLOOR, STATESMAN HOUSE148, BARAKHAMBAROADNEW DELHIDL110001IN |
| 6 | C73700841 | 10047851 | Bank of India | 23/03/2007 | 04/12/2015 | - | 900000000.0 | New Delhi Mid Corporate Branch37,Shaheed Bhagat Singh Marg,Canaught PlaceNew DelhiDL110001IN |
| 7 | B85441327 | 10129690 | YES BANK LIMITED | 24/10/2008 | 29/08/2009 | 25/09/2013 | 120000000.0 | 9TH FLOOR, NEHRU CENTRE, |

DISCLAIMER : This Report is **PRIVATE & CONFIDENTIAL** and it is prepared at the request of and for its use by the Subscriber only. The Subscriber shall use the contents of the Report merely as an aid to its business. Mira Inform Private Limited ("MIPL") has collated information/data in the Report, which have not been verified unless otherwise specifically mentioned in the Report. The Subscriber shall independently verify the accuracy and correctness of the information/data before in any way acting upon the same. MIPL shall not be liable for any harm, injury, loss or damage caused to the Subscriber due to default by the Subscriber's debtors/beneficiaries in fulfilling their obligations of any nature whatsoever. This Report or any of its portion shall not be used as a documentary evidence or otherwise before any investigative agencies or forum of law. This Report is confidential and proprietary to MIPL. The Subscriber and/or any other person(s) may not reproduce, publish or disclose any of the contents of the Report to others without the express authorization of MIPL. This Report is prepared and issued to the Subscriber without any risk, responsibility or liability on the part of MIPL or its officials.

| | | | | | | | | |
|----|---------------|--------------|----------------------------------|------------|---|------------|-------------|--|
| | | | | | | | | DISCOVERY OF INDIA,DR. ANNIE BESANT ROAD, WORLI,MUMBAIMH 400018IN |
| 8 | B85440 865 | 100666 91 | CENTURION BANK OF PUNJAB LIMITED | 20/08/2007 | - | 24/09/2013 | 1700000.0 | IIND FLOOR, INDIAN EXPRESS BUILDING,BAHADUR SHAH ZAFAR MARG, ITONEW DELHIDL110002IN |
| 9 | B85083 673 | 100997 25 | Bank of India(Lead Bank) | 20/02/2008 | - | 19/09/2013 | 675000000.0 | New Delhi Corporate Banking Branch37, Shaheed Bhagat Sing MargNew DelhiDL110001IN |
| 10 | B84313 923 | 100868 14 | CENTURION BANK OF PUNJAB LIMITED | 28/11/2007 | - | 14/08/2013 | 225000000.0 | F101/B,PLOT NO.6, ADITYA COMPLEX,PREET VIHARNEW DELHI SHALIMAR GARDEN EXTENSION-II,NEW DELHIDL100012IN |

BACKGROUND OF COMPANY

The company was incorporated on 22.01.1998. The company is engaged in carrying out civil and construction work relating to housing and infrastructure etc.

CONTINGENT LIABILITIES:

| Particulars | 31.03.2017 (INR In Million) | 31.03.2016 (INR In Million) |
|--------------------------------|--------------------------------|--------------------------------|
| banks on behalf of the Company | 13.421 | 14.389 |

DISCLAIMER : This Report is **PRIVATE & CONFIDENTIAL** and it is prepared at the request of and for its use by the Subscriber only. The Subscriber shall use the contents of the Report merely as an aid to its business. Mira Inform Private Limited ("MIPL") has collated information/data in the Report, which have not been verified unless otherwise specifically mentioned in the Report. The Subscriber shall independently verify the accuracy and correctness of the information/data before in any way acting upon the same. MIPL shall not be liable for any harm, injury, loss or damage caused to the Subscriber due to default by the Subscriber's debtors/beneficiaries in fulfilling their obligations of any nature whatsoever. This Report or any of its portion shall not be used as a documentary evidence or otherwise before any investigative agencies or forum of law. This Report is confidential and proprietary to MIPL. The Subscriber and/or any other person(s) may not reproduce, publish or disclose any of the contents of the Report to others without the express authorization of MIPL. This Report is prepared and issued to the Subscriber without any risk, responsibility or liability on the part of MIPL or its officials.

FIXED ASSETS:

- Buildings
- plant and equipment
- Furniture and fixtures
- Vehicles
- Office equipment
- Computer equipment's

CMT REPORT (Corruption, Money Laundering & Terrorism]

The Public Notice information has been collected from various sources including but not limited to: ***The Courts, India Prisons Service, Interpol, etc.***

1] INFORMATION ON DESIGNATED PARTY

No exist designating subject or any of its beneficial owners, controlling shareholders or senior officers as terrorist or terrorist organization or whom notice had been received that all financial transactions involving their assets have been blocked or convicted, found guilty or against whom a judgement or order had been entered in a proceedings for violating money-laundering, anti-corruption or bribery or international economic or anti-terrorism sanction laws or whose assets were seized, blocked, frozen or ordered forfeited for violation of money laundering or international anti-terrorism laws.

2] Court Declaration :

No records exist to suggest that subject is or was the subject of any formal or informal allegations, prosecutions or other official proceeding for making any prohibited payments or other improper payments to government officials for engaging in prohibited transactions or with designated parties.

3] Asset Declaration :

No records exist to suggest that the property or assets of the subject are derived from criminal conduct or a prohibited transaction.

4] Record on Financial Crime :

Charges or conviction registered against subject: **None**

5] Records on Violation of Anti-Corruption Laws :

Charges or investigation registered against subject: **None**

6] Records on Int'l Anti-Money Laundering Laws/Standards :

Charges or investigation registered against subject: **None**

7] Criminal Records

No available information exist that suggest that subject or any of its principals have been formally charged or convicted by a competent governmental authority for any financial crime or under any formal investigation by a competent government authority for any violation of anti-corruption laws or international anti-money laundering laws or standard.

8] Affiliation with Government :

No record exists to suggest that any director or indirect owners, controlling shareholders, director, officer or employee of the company is a government official or a family member or close business associate of a Government official.

9] Compensation Package :

Our market survey revealed that the amount of compensation sought by the subject is fair and reasonable and comparable to compensation paid to others for similar services.

10] Press Report :

No press reports / filings exists on the subject.

CORPORATE GOVERNANCE

MIRA INFORM as part of its Due Diligence do provide comments on Corporate Governance to identify management and governance. These factors often have been predictive and in some cases have created vulnerabilities to credit deterioration.

Our Governance Assessment focuses principally on the interactions between a company's management, its Board of Directors, Shareholders and other financial stakeholders.

CONTRAVENTION

Subject is not known to have contravened any existing local laws, regulations or policies that prohibit, restrict or otherwise affect the terms and conditions that could be included in the agreement with the subject.

FOREIGN EXCHANGE RATES

| Currency | Unit | INR |
|-----------|------|-----------|
| US Dollar | 1 | INR 73.90 |
| UK Pound | 1 | INR 97.33 |
| Euro | 1 | INR 85.58 |

INFORMATION DETAILS

| | |
|----------------------------------|-----|
| Information Gathered by : | AKS |
| Analysis Done by : | DIV |
| Report Prepared by : | RSH |

DISCLAIMER : This Report is **PRIVATE & CONFIDENTIAL** and it is prepared at the request of and for its use by the Subscriber only. The Subscriber shall use the contents of the Report merely as an aid to its business. Mira Inform Private Limited ("MIPL") has collated information/data in the Report, which have not been verified unless otherwise specifically mentioned in the Report. The Subscriber shall independently verify the accuracy and correctness of the information/data before in any way acting upon the same. MIPL shall not be liable for any harm, injury, loss or damage caused to the Subscriber due to default by the Subscriber's debtors/beneficiaries in fulfilling their obligations of any nature whatsoever. This Report or any of its portion shall not be used as a documentary evidence or otherwise before any investigative agencies or forum of law. This Report is confidential and proprietary to MIPL. The Subscriber and/or any other person(s) may not reproduce, publish or disclose any of the contents of the Report to others without the express authorization of MIPL. This Report is prepared and issued to the Subscriber without any risk, responsibility or liability on the part of MIPL or its officials.

SCORE FACTORS

| | | |
|-----------------------------|--------|-----|
| DEMERIT POINTS | | |
| --BANK CHARGES | YES/NO | YES |
| --LITIGATION | YES/NO | NO |
| --OTHER ADVERSE INFORMATION | YES/NO | NO |
| MERIT POINTS | | |
| --SOLE DISTRIBUTORSHIP | YES/NO | NO |
| --EXPORT ACTIVITIES | YES/NO | NO |
| --AFFILIATION | YES/NO | YES |
| --LISTED | YES/NO | NO |
| --OTHER MERIT FACTORS | YES/NO | YES |

RATING EXPLANATIONS

| Credit Rating | Explanation | Rating Comments |
|---------------|------------------|--|
| A++ | Minimum Risk | Business dealings permissible with minimum risk of default |
| A+ | Low Risk | Business dealings permissible with low risk of default |
| A | Acceptable Risk | Business dealings permissible with moderate risk of default |
| B | Medium Risk | Business dealings permissible on a regular monitoring basis |
| C | Medium High Risk | Business dealings permissible preferably on secured basis |
| D | High Risk | Business dealing not recommended or on secured terms only |
| NB | New Business | No recommendation can be done due to business in infancy stage |
| NT | No Trace | No recommendation can be done as the business is not traceable |

NB is stated where there is insufficient information to facilitate rating. However, it is not to be considered as unfavourable.

This score serves as a reference to assess SC's credit risk and to set the amount of credit to be extended. It is calculated from a composite of weighted scores obtained from each of the major sections of this report. The assessed factors are as follows:

- Financial condition covering various ratios
- Company background and operations size
- Promoters / Management background
- Payment record
- Litigation against the subject
- Industry scenario / competitor analysis
- Supplier / Customer / Banker review (wherever available)