

MIRA INFORM REPORT

Report No. :	535024
Report Date :	19.10.2018

IDENTIFICATION DETAILS

Name :	ADITYA BIRLA SUN LIFE AMC LIMITED [w.e.f. 17.07.2017]
Formerly Known As :	BIRLA SUN LIFE ASSET MANAGEMENT COMPANY LIMITED [w.e.f. 29.06.1999] BIRLA CAPITAL INTERNATIONAL AMC LIMITED
Registered Office :	One India Bulls, Tower 1, 17th Floor, Jupiter Mills, Senapati Bapat Marg, Elphinstone Road, Mumbai-400013, Maharashtra
Tel. No.:	91-22-43568008
Country :	India
Financials (as on) :	31.03.2018
Date of Incorporation :	05.09.1994
CIN No.: [Company Identification No.]	U65991MH1994PLC080811
Capital Investment / Paid-up Capital :	INR 180.000 Million
PAN No.: [Permanent Account No.]	AAACB6134D
GSTN : [Goods & Service Tax Registration No.]	03AAACB6134D1ZE [Punjab] 06AAACB6134D1Z8 [Haryana] 12AAACB6134D1ZF [Arunachal Pradesh] 19AAACB6134D1Z1 [West Bengal] 33AAACB6134D1ZB [Tamilnadu] 32AAACB6134D1ZD [Kerala] 24AAACB6134D1ZA [Gujarat] 22AAACB6134D1ZE [Chhattisgarh] 21AAACB6134D1ZG [Odisha] 08AAACB6134D1Z4 [Rajasthan] 05AAACB6134D1ZA [Uttarakhand]
Legal Form :	A Closely Held Public Limited Liability Company

DISCLAIMER : This Report is **PRIVATE & CONFIDENTIAL** and it is prepared at the request of and for its use by the Subscriber only. The Subscriber shall use the contents of the Report merely as an aid to its business. Mira Inform Private Limited ("MIPL") has collated information/data in the Report, which have not been verified unless otherwise specifically mentioned in the Report. The Subscriber shall independently verify the accuracy and correctness of the information/data before in any way acting upon the same. MIPL shall not be liable for any harm, injury, loss or damage caused to the Subscriber due to default by the Subscriber's debtors/beneficiaries in fulfilling their obligations of any nature whatsoever. This Report or any of its portion shall not be used as a documentary evidence or otherwise before any investigative agencies or forum of law. This Report is confidential and proprietary to MIPL. The Subscriber and/or any other person(s) may not reproduce, publish or disclose any of the contents of the Report to others without the express authorization of MIPL. This Report is prepared and issued to the Subscriber without any risk, responsibility or liability on the part of MIPL or its officials.

Line of Business :	Providing Asset Management Services and Portfolio Management Services. [Registered Activity]
No. of Employees :	Information denied by the management

RATING & COMMENTS

(Mira Inform has adopted New Rating mechanism w.e.f. 23rd January 2017)

MIRA's Rating : **A++**

Credit Rating	Explanation	Rating Comments
A++	Minimum Risk	Business dealings permissible with minimum risk of default

Status :	Excellent
Payment Behaviour :	Regular
Litigation :	Clear
Comments :	<p>Subject was incorporated in the year 1994. It is a joint venture between Aditya Birla Capital Limited, India which holds 51% stake in the company and Sun Life (India) AMC Investment Inc, Canada which holds 49% stake in the company.</p> <p>It is the asset management company for the mutual fund schemes of Aditya Birla Sun Life Mutual Fund.</p> <p>The mutual fund offer a range of investment options, including diversified and sector specific equity schemes, fund of fund schemes, hybrid and monthly income funds, a wide range of debt and treasury products and offshore funds. The average asset under management of Aditya Birla Sun Life Asset Management Company Ltd for the quarter April – June 2018 stood at INR 2,49,2540 Million.</p> <p>As per the financial of 2018, the company has achieved a favourable growth of 29.60% in its revenue as compared to the previous year and has reported a satisfactory profitability margin of 26.48%.</p> <p>The company possesses strong financial position marked by robust networth base along with zero debt balance sheet profile and fair liquidity position.</p> <p>Rating further derives strength from strong operational and managerial support from its group and its reputed market position.</p> <p>Business is active. Payment seems to be regular.</p> <p>In view of aforesaid, the company can be considered for business dealings at usual trade terms and condition.</p>

NOTES :

Any query related to this report can be made on e-mail : infodept@mirainform.com while quoting report number, name and date.

EXTERNAL AGENCY RATING

Rating Agency Name	CARE
Rating	Aditya Birla Sun Life Capital Protection Oriented Fund Series 15, Series 22, Series 24 to Series 28 = AAA mfs (SO)
Rating Explanation	Highest degree of safety and carry lowest credit risk
Date	21.09.2018

RBI DEFAULTERS' LIST STATUS

Subject's name is not enlisted as a defaulter in the publicly available RBI Defaulters' list.

EPF (Employee Provident Fund) DEFAULTERS' LIST STATUS

Subject's name is not enlisted as a defaulter in the publicly available EPF (Employee Provident Fund) Defaulters' list as of 31-03-2018.

BIFR (Board for Industrial & Financial Reconstruction) LISTING STATUS

Subject's name is not listed as a Sick Unit in the publicly available BIFR (Board for Industrial & Financial Reconstruction) list as of 19.10.2018.

IBBI (Insolvency and Bankruptcy Board of India) LISTING STATUS

Subject's name is not listed in the publicly available IBBI (Insolvency and Bankruptcy Board of India) list as of report date.

INFORMATION DENIED

Management Non-Cooperative (Tel. No.: 91-22-39961000)

Tel. No.: 91-22-43568008 / 43568000 Ringing.

LOCATIONS

Registered Office :	One India Bulls, Tower 1, 17th Floor, Jupiter Mills, Senapati Bapat Marg, Elphinstone Road, Mumbai-400013, Maharashtra, India
Tel. No.:	91-22-43568008 / 43568000
Fax No.:	91-22-43568110/ 8111
E-Mail :	bslamc.compliance@birlasunlife.com
Website :	www.birlasunlife.com

DIRECTORS

AS ON 31.03.2018

Name :	Mr. Naresh Chand Singhal
Designation :	Director
Address :	D107, Poornima 23 Pedder Road, Mumbai-400026, Maharashtra, India
Date of Birth/Age :	09.08.1936
Qualification :	Postgraduate in Economics, Statistics and Administration
Date of Appointment :	20.05.2002
DIN No.:	00004916
Name :	Mr. Kumar Mangalam Birla
Designation :	Director
Address :	Mangal Adityayan, 20 Carmichel Road, Behind Jaslok Hospital, Mumbai-400026, Maharashtra, India
Date of Birth/Age :	14.06.1967
Qualification :	C.A., M.B.A. (London Business School)
Date of Appointment :	28.10.1995
DIN No.:	00012813
Name :	Ms. Bobby Kanubhai Parikh
Designation :	Director

DISCLAIMER : This Report is **PRIVATE & CONFIDENTIAL** and it is prepared at the request of and for its use by the Subscriber only. The Subscriber shall use the contents of the Report merely as an aid to its business. Mira Inform Private Limited ("MIPL") has collated information/data in the Report, which have not been verified unless otherwise specifically mentioned in the Report. The Subscriber shall independently verify the accuracy and correctness of the information/data before in any way acting upon the same. MIPL shall not be liable for any harm, injury, loss or damage caused to the Subscriber due to default by the Subscriber's debtors/beneficiaries in fulfilling their obligations of any nature whatsoever. This Report or any of its portion shall not be used as a documentary evidence or otherwise before any investigative agencies or forum of law. This Report is confidential and proprietary to MIPL. The Subscriber and/or any other person(s) may not reproduce, publish or disclose any of the contents of the Report to others without the express authorization of MIPL. This Report is prepared and issued to the Subscriber without any risk, responsibility or liability on the part of MIPL or its officials.

Address :	4th Floor, Seven On The Hill, Pali Hill Auxilium Convent Road, Bandra (West), Mumbai-400050, Maharashtra, India
Date of Birth/Age :	30.04.1964
Qualification :	B.Com, C.A.
Date of Appointment :	03.02.2012
DIN No.:	00019437
Name :	Mr. Navalkishor Naginlal Jambusaria
Designation :	Director
Address :	401, Bakers Field, A - 22, Shastri Nagar, Andheri (West), Mumbai – 400053, Maharashtra, India
Date of Birth/Age :	15.12.1933
Qualification :	M. Com, Fellow of the Institute of Actuaries, London. F.A.S.I. (Fellow of the Actuarial Society of India)
Date of Appointment :	19.06.2001
DIN No.:	00055760
Name :	Mr. Bharat Vithalbhay Patel
Designation :	Director
Address :	52, Miami Apartments, Bhulabhai Desai Road, Mumbai-400026, Maharashtra, India
Date of Birth/Age :	24.09.1944
Qualification :	B.A. (Hons.), Accounting, University of Waterloo, M.A., Economics, University of Notre Dame, USA, MBA, Marketing, University of Michigan, USA.
Date of Appointment :	27.06.2012
DIN No.:	00060998
Name :	Mr. Pankaj Jawaharlal Razdan
Designation :	Director
Address :	Pinnaacle D'dreams 301 and 302, 3rd Floor, JVPD Scheme, Juhu, Mumbai-400049, Maharashtra, India
Date of Birth/Age :	16.11.1968
Qualification :	B. Tech (Electronics), B.SC (Electronics)
Date of Appointment :	21.10.2009
DIN No.:	00061240
Name :	Ms. Alka Marezban Bharucha
Designation :	Director
Address :	7E, Harbour Heights, N. A. Sawant Marg, Colaba, Mumbai-400005, Maharashtra, India
Date of Birth/Age :	06.03.1957
Qualification :	B.A (Hons), University of Bombay, LLB, University of Bombay, LLM, University of London, Solicitor, High Court, Mumbai, Solicitor, Supreme Court of England and Wales
Date of Appointment :	31.03.2015
DIN No.:	00114067
Name :	Mr. Ajay Srinivasan

Designation :	Director
Address :	2601 / 2603, Vivarea Building Jacob Circle, Mahalaxmi, Mumbai-400011, Maharashtra, India
Date of Birth/Age :	02.11.1963
Qualification :	B.A. Economics (Hons.), PGDM, IIM - Ahmedabad
Date of Appointment :	02.08.2007
DIN No.:	00121181
Name :	Mr. Vaidyanathan Ramamurthy
Designation :	Director
Address :	226, Panduranga Nagar, Bannerghatta Road, Bangalore-560076, Karnataka, India
Date of Birth/Age :	21.12.1951
Qualification :	M. Stat, PhD in Finance
Date of Appointment :	21.10.2009
DIN No.:	00221577
Name :	Mr. Sandeep Asthana
Designation :	Director
Address :	A-403, Golden Oak, Hiranandani Gardens, Powai, Mumbai-400076, Maharashtra, India
Date of Birth/Age :	16.04.1968
Qualification :	B. Tech (IIT, Mumbai) MBA (IIM, Lucknow)
Date of Appointment :	27.04.2011
DIN No.:	00401858
Name :	Mr. Colm Joseph Freyne
Designation :	Director
Address :	60 Bannockburn Avenue, Toronto, Ontario M5m2n1 CA
Date of Birth/Age :	16.12.1958
Qualification :	Chartered Accountant in Ireland and Canada, B Com (Honours) University College, Dublin
Date of Appointment :	25.10.2016
DIN No.:	07627357
Name :	Mr. Claude Alan Accum
Designation :	Additional Director
Address :	Flat A, 35 th Floor, Tower 3, Dynasty Court, No. 23 Old Peak Road, Hong Kong 999999 Hong Kong
Date of Appointment :	25.07.2017
DIN No.:	07882135

KEY EXECUTIVES

Name :	Mr. Parag Yashwant Joglekar
Designation :	Company Financial Officer (Kmp)

DISCLAIMER : This Report is **PRIVATE & CONFIDENTIAL** and it is prepared at the request of and for its use by the Subscriber only. The Subscriber shall use the contents of the Report merely as an aid to its business. Mira Inform Private Limited ("MIPL") has collated information/data in the Report, which have not been verified unless otherwise specifically mentioned in the Report. The Subscriber shall independently verify the accuracy and correctness of the information/data before in any way acting upon the same. MIPL shall not be liable for any harm, injury, loss or damage caused to the Subscriber due to default by the Subscriber's debtors/beneficiaries in fulfilling their obligations of any nature whatsoever. This Report or any of its portion shall not be used as a documentary evidence or otherwise before any investigative agencies or forum of law. This Report is confidential and proprietary to MIPL. The Subscriber and/or any other person(s) may not reproduce, publish or disclose any of the contents of the Report to others without the express authorization of MIPL. This Report is prepared and issued to the Subscriber without any risk, responsibility or liability on the part of MIPL or its officials.

Address :	9/A, Madhu-Milind Society, Mahatma Phule Road, Naupada, Thane-400602, Maharashtra, India
Date of Birth/Age :	05.10.1972
Qualification :	CA
Date of Appointment :	25.04.2014
PAN No.:	AAKPJ4994L
Name :	Mr. Balasubramanian Athmanathan
Designation :	Chief Executive Officer (Kmp)
Address :	Bungalow No. 18, Lakshmi Niwas, Atur Park CHSL, Sion Trombay Road, Chembur, Mumbai-400071, Maharashtra, India
Date of Birth/Age :	05.06.1966
Qualification :	B. Sc (Math), P.G.D.C.M, DFM, AMP (IIM-B)
Date of Appointment :	25.04.2014
PAN No.:	ADAPB7579G
Name :	Ms. Hemanti G Wadhwa
Designation :	Company Secretary
Address :	105, Anandham CHS - 1, 38/39 Mogra Village, Near Amboli Railway Crossing, Andheri (East), Mumbai-400069, Maharashtra, India
Date of Birth/Age :	31.12.1974
Qualification :	M.Com, LLB (Gen), FCS
Date of Appointment :	01.02.2016
PAN No.:	AAOPW3837H

MAJOR SHAREHOLDERS / SHAREHOLDING PATTERN

AS ON 22.06.2018

Names of Shareholders	No. of Shares
Aditya Birla Capital Limited	9179910
Sun Life (India) AMC Investment Inc.	8820000
Kumar Mangalam Birla	10
Neeraj Birla	10
Aditya Birla Capital Limited jointly with Shriram Jagetiya	12
Aditya Birla Capital Limited jointly with Sushil Agrawal	26
Aditya Birla Capital Limited jointly with Rajesh Shah	32
Total	1800000

Equity Share Break up (Percentage of Total Equity)

AS ON 22.06.2018

Category	Percentage
-----------------	-------------------

DISCLAIMER : This Report is **PRIVATE & CONFIDENTIAL** and it is prepared at the request of and for its use by the Subscriber only. The Subscriber shall use the contents of the Report merely as an aid to its business. Mira Inform Private Limited ("MIPL") has collated information/data in the Report, which have not been verified unless otherwise specifically mentioned in the Report. The Subscriber shall independently verify the accuracy and correctness of the information/data before in any way acting upon the same. MIPL shall not be liable for any harm, injury, loss or damage caused to the Subscriber due to default by the Subscriber's debtors/beneficiaries in fulfilling their obligations of any nature whatsoever. This Report or any of its portion shall not be used as a documentary evidence or otherwise before any investigative agencies or forum of law. This Report is confidential and proprietary to MIPL. The Subscriber and/or any other person(s) may not reproduce, publish or disclose any of the contents of the Report to others without the express authorization of MIPL. This Report is prepared and issued to the Subscriber without any risk, responsibility or liability on the part of MIPL or its officials.

Promoters- Body corporate	100.00
Total	100.00



BUSINESS DETAILS

Line of Business :	Providing Asset Management Services and Portfolio Management Services. [Registered Activity]		
Products / Services :	Name and Description of main products / services	NIC Code	of the Product/service
	Management & Advisory Fees	66301	
Brand Names :	Not Available		
Agencies Held :	Not Available		
Exports :	Not Available		
Imports :	Not Available		
Terms :	Not Divulged		

PRODUCTION STATUS – (NOT AVAILABLE)

DISCLAIMER : This Report is **PRIVATE & CONFIDENTIAL** and it is prepared at the request of and for its use by the Subscriber only. The Subscriber shall use the contents of the Report merely as an aid to its business. Mira Inform Private Limited ("MIPL") has collated information/data in the Report, which have not been verified unless otherwise specifically mentioned in the Report. The Subscriber shall independently verify the accuracy and correctness of the information/data before in any way acting upon the same. MIPL shall not be liable for any harm, injury, loss or damage caused to the Subscriber due to default by the Subscriber's debtors/beneficiaries in fulfilling their obligations of any nature whatsoever. This Report or any of its portion shall not be used as a documentary evidence or otherwise before any investigative agencies or forum of law. This Report is confidential and proprietary to MIPL. The Subscriber and/or any other person(s) may not reproduce, publish or disclose any of the contents of the Report to others without the express authorization of MIPL. This Report is prepared and issued to the Subscriber without any risk, responsibility or liability on the part of MIPL or its officials.

GENERAL INFORMATION

Suppliers :	Reference :	Not Divulged
	Name of the Person :	--
	Contact No.:	--
	Since How Long Known :	--
	Maximum Limit Dealt :	--
	Experience :	--
	Remark:	--
Customers :	Reference :	Not Divulged
	Name of the Person :	--
	Contact No.:	--
	Since How Long Known :	--
	Maximum Limit Dealt :	--
	Experience :	--
	Remark:	--
No. of Employees :	Information denied by the management	
Bankers :	Banker Name :	Standard Chartered Bank
	Branch :	Crescenzo, C-38/39, G Block, Bandra Kurla Complex, Bandra East, Mumbai – 400051, Maharashtra, India
	Person Name (With Designation) :	--
	Contact Number :	--
	Name of Account Holder :	--
	Account Number :	--
	Account Since (Date/Year of Account Opening) :	--
	Average Balance Maintained :	--
	Credit Facilities Enjoyed (CC/OD/Term Loan) :	--
	Account Operation :	--
Remark :	--	
Auditors :	Name :	Deloitte Haskins and Sells LLP Chartered Accountants
	Address :	Indiabulls Finance Centre, Tower 3,27th-32nd Floor, Senapati Bapat Marg, Elphinstone Road (West), Mumbai, Maharashtra, India
	PAN N Income-tax PAN of auditor or auditor's firm :	AACFD4815A

Memberships :	Not Available
Collaborators :	Not Available
Holding Company :	Aditya Birla Capital Limited (Formerly known as Aditya Birla Financial Services Limited)
Ultimate Holding Company :	<ul style="list-style-type: none"> • Grasim Industries Limited (w.e.f. 1st July, 2017) • Aditya Birla Nuvo Limited (upto 30th June, 2017)
Subsidiaries :	<ul style="list-style-type: none"> • Aditya Birla Sun Life AMC (Mauritius) Limited (Formerly known as Birla Sun Life AMC (Mauritius) Limited • Aditya Birla Sun Life AMC Limited, Dubai • Aditya Birla Sun Life AMC Pte. Limited, Singapore
Other Related Party :	Sun Life (India) AMC Investments Inc., Canada
Fellow Subsidiary Company :	<ul style="list-style-type: none"> • Aditya Birla Sun Life Insurance Company Limited (Formerly known as Birla Sun Life Insurance Company Limited) • Aditya Birla Sun Life Trustee Private Limited (Formerly known as Birla Sun Life Trustee Company Private Limited) • Aditya Birla Money Limited • Aditya Birla Money Mart Limited • Aditya Birla Finance Limited • Aditya Birla Financial Shared Services Limited • Aditya Birla Insurance Brokers Limited • Aditya Birla Money Insurance Advisory Services Limited • Aditya Birla Commodities Broking Limited • Aditya Birla My Universe Limited (Formerly known as Aditya Birla Customer Services Limited) • Aditya Birla Capital Advisors Private Limited • Aditya Birla Housing Finance Limited • Aditya Birla ARC Limited • ABCAP Trustee Company Private Limited • Aditya Birla Sun Life Pension Management Limited • ABCSL-Employee Welfare Trust • Aditya Birla Health Insurance Company Limited • Aditya Birla Wellness Private Limited • ABNL Investment Limited • Shaktiman Mega Food Park Private Limited

CAPITAL STRUCTURE

AS ON 31.03.2018

Authorised Capital :

No. of Shares	Type	Value	Amount
20000000	Equity Shares	INR 10/- each	INR 200.000 Million

Issued, Subscribed & Paid-up Capital :

No. of Shares	Type	Value	Amount
18000000	Equity Shares	INR 10/- each	INR 180.000 Million

FINANCIAL DATA
[all figures are INR Million]

ABRIDGED BALANCE SHEET

SOURCES OF FUNDS	31.03.2018	31.03.2017	31.03.2016
I. EQUITY AND LIABILITIES			
(1) Shareholders' Funds			
(a) Share Capital	180.000	180.000	180.000
(b) Reserves and Surplus	10546.039	9730.777	8121.609
(c) Money received against share warrants	0.000	0.000	0.000
(2) Share Application money pending allotment	0.000	0.000	0.000
Total Shareholders' Funds (1) + (2)	10726.039	9910.777	8301.609
(3) Non-Current Liabilities			
(a) long-term borrowings	0.000	0.000	0.000
(b) Deferred tax liabilities (Net)	0.000	0.000	0.000
(c) Other long-term liabilities	19.635	12.727	8.871
(d) long-term provisions	8.356	512.565	450.645
Total Non-current Liabilities (3)	27.991	525.292	459.516
(4) Current Liabilities			
(a) Short-term borrowings	0.000	0.000	0.000
(b) Trade payables	1985.056	1787.122	298.804
(c) Other current liabilities	168.470	49.995	338.556
(d) Short-term provisions	707.898	163.543	471.913
Total Current Liabilities (4)	2861.424	2000.660	1109.273
TOTAL	13615.454	12436.729	9870.398
II. ASSETS			
(1) Non-current assets			
(a) Fixed Assets			
(i) Tangible assets	171.593	111.876	86.207
(ii) Intangible Assets	78.492	50.871	40.692
(iii) Tangible assets capital work-in-progress	1.513	5.437	0.000
(iv) Intangible assets under development	2.578	18.903	10.364
(b) Non-current Investments	3382.898	3077.281	2472.115
(c) Deferred tax assets (net)	55.060	264.833	220.555
(d) Long-term loans and advances	1101.809	740.312	737.536
(e) Other Non-current assets	0.000	0.000	0.000
Total Non-Current Assets	4793.943	4269.513	3567.469

DISCLAIMER : This Report is **PRIVATE & CONFIDENTIAL** and it is prepared at the request of and for its use by the Subscriber only. The Subscriber shall use the contents of the Report merely as an aid to its business. Mira Inform Private Limited ("MIPL") has collated information/data in the Report, which have not been verified unless otherwise specifically mentioned in the Report. The Subscriber shall independently verify the accuracy and correctness of the information/data before in any way acting upon the same. MIPL shall not be liable for any harm, injury, loss or damage caused to the Subscriber due to default by the Subscriber's debtors/beneficiaries in fulfilling their obligations of any nature whatsoever. This Report or any of its portion shall not be used as a documentary evidence or otherwise before any investigative agencies or forum of law. This Report is confidential and proprietary to MIPL. The Subscriber and/or any other person(s) may not reproduce, publish or disclose any of the contents of the Report to others without the express authorization of MIPL. This Report is prepared and issued to the Subscriber without any risk, responsibility or liability on the part of MIPL or its officials.

(2) Current assets			
(a) Current investments	7303.631	6671.951	4829.735
(b) Inventories	0.000	0.000	0.000
(c) Trade receivables	397.902	402.679	150.754
(d) Cash and bank balances	110.185	141.880	96.410
(e) Short-term loans and advances	942.943	860.961	1049.403
(f) Other current assets	66.850	89.745	176.627
Total Current Assets	8821.511	8167.216	6302.929
TOTAL	13615.454	12436.729	9870.398

PROFIT & LOSS ACCOUNT

	PARTICULARS	31.03.2018	31.03.2017	31.03.2016
	SALES			
	Total Revenue from operations	12160.676	9383.566	7416.409
	Other Income	449.052	486.961	149.052
	TOTAL	12609.728	9870.527	7565.461
Less	EXPENSES			
	Employee benefit expense	2187.015	1817.251	1597.976
	CSR expenditure	50.800	40.949	15.097
	Other expenses	5430.330	4588.880	2663.811
	TOTAL	7668.145	6447.080	4276.884
	PROFIT/ (LOSS) BEFORE INTEREST, TAX, DEPRECIATION AND AMORTISATION	4941.583	3423.447	3288.577
Less	FINANCIAL EXPENSES	0.000	0.000	0.000
	PROFIT / (LOSS) BEFORE TAX, DEPRECIATION AND AMORTISATION	4941.583	3423.447	3288.577
Less	DEPRECIATION/ AMORTISATION	98.394	75.442	86.413
	PROFIT/ (LOSS) BEFORE TAX	4843.189	3348.005	3202.164
Less	TAX	1623.182	1137.001	1107.222
	PROFIT/ (LOSS) AFTER TAX	3220.007	2211.004	2094.942
	EARNINGS IN FOREIGN CURRENCY			
	F.O.B. Value of Exports	104.777	107.269	116.401
	TOTAL EARNINGS	104.777	107.269	116.401

DISCLAIMER : This Report is **PRIVATE & CONFIDENTIAL** and it is prepared at the request of and for its use by the Subscriber only. The Subscriber shall use the contents of the Report merely as an aid to its business. Mira Inform Private Limited ("MIPL") has collated information/data in the Report, which have not been verified unless otherwise specifically mentioned in the Report. The Subscriber shall independently verify the accuracy and correctness of the information/data before in any way acting upon the same. MIPL shall not be liable for any harm, injury, loss or damage caused to the Subscriber due to default by the Subscriber's debtors/beneficiaries in fulfilling their obligations of any nature whatsoever. This Report or any of its portion shall not be used as a documentary evidence or otherwise before any investigative agencies or forum of law. This Report is confidential and proprietary to MIPL. The Subscriber and/or any other person(s) may not reproduce, publish or disclose any of the contents of the Report to others without the express authorization of MIPL. This Report is prepared and issued to the Subscriber without any risk, responsibility or liability on the part of MIPL or its officials.

Earnings / (Loss) Per Share (INR)	178.89	122.83	116.39
-----------------------------------	---------------	---------------	---------------

CURRENT MATURITIES OF LONG TERM DEBT DETAILS

Particulars	31.03.2018	31.03.2017	31.03.2016
Current Maturities of Long term debt	0.000	0.000	0.000
Net cash flows from (used in) operations	4482.630	3747.468	3555.601
Net cash flows from (used in) operating activities	3026.085	2765.353	2305.790

KEY RATIOS

EFFICIENCY RATIOS

PARTICULARS	31.03.2018	31.03.2017	31.03.2016
Average Collection Days [Sundry Debtors / Income * 365]	11.94	15.66	7.42
Account Receivables Turnover [Income / Sundry Debtors]	30.56	23.30	49.20
Average Payment Days [Sundry Creditors / Purchases * 365]	0.00	0.00	0.00
Inventory Turnover [Operating Income / Inventories]	0.00	0.00	0.00
Asset Turnover [Operating Income / Net Fixed Assets]	19.44	18.30	23.96

LEVERAGE RATIOS

PARTICULARS	31.03.2018	31.03.2017	31.03.2016
Debt Ratio [(Borrowing + Current Liabilities) / Total Assets]	0.21	0.16	0.11
Debt Equity Ratio (Borrowings / NetWorth)	0.00	0.00	0.00
Current Liabilities to Networth (Current Liabilities / NetWorth)	0.27	0.20	0.13
Fixed Assets to NetWorth (Net Fixed Assets /	0.02	0.02	0.02

DISCLAIMER : This Report is **PRIVATE & CONFIDENTIAL** and it is prepared at the request of and for its use by the Subscriber only. The Subscriber shall use the contents of the Report merely as an aid to its business. Mira Inform Private Limited ("MIPL") has collated information/data in the Report, which have not been verified unless otherwise specifically mentioned in the Report. The Subscriber shall independently verify the accuracy and correctness of the information/data before in any way acting upon the same. MIPL shall not be liable for any harm, injury, loss or damage caused to the Subscriber due to default by the Subscriber's debtors/beneficiaries in fulfilling their obligations of any nature whatsoever. This Report or any of its portion shall not be used as a documentary evidence or otherwise before any investigative agencies or forum of law. This Report is confidential and proprietary to MIPL. The Subscriber and/or any other person(s) may not reproduce, publish or disclose any of the contents of the Report to others without the express authorization of MIPL. This Report is prepared and issued to the Subscriber without any risk, responsibility or liability on the part of MIPL or its officials.

NetWorth)				
Interest Coverage Ratio [PBIT / Financial Charges]		0.00	0.00	0.00

PROFITABILITY RATIOS

PARTICULARS		31.03.2018	31.03.2017	31.03.2016
Net Profit Margin [(PAT / Sales) * 100]	(%)	26.48	23.56	28.25
Return on Total Assets [(PAT / Total Assets) * 100]	(%)	23.65	17.78	21.22
Return on Investment (ROI) [(PAT / NetWorth) * 100]	(%)	30.02	22.31	25.24

SOLVENCY RATIO

PARTICULARS		31.03.2018	31.03.2017	31.03.2016
Current Ratio [Current Assets / Current Liabilities]		3.08	4.08	5.68
Quick Ratio [(Current Assets - Inventories) / Current Liabilities]		3.08	4.08	5.68
G-Score Ratio Financial [NetWorth / Total Assets]		0.79	0.80	0.84
G-Score Ratio Debt [Debts / Equity Capital]		0.00	0.00	0.00
G-Score Ratio Liquidity [Total Current Assets / Total Current Liabilities]		3.08	4.08	5.68

Total Liability = Short-term Debt + Long-term Debt + Current Maturities of Long-term debts

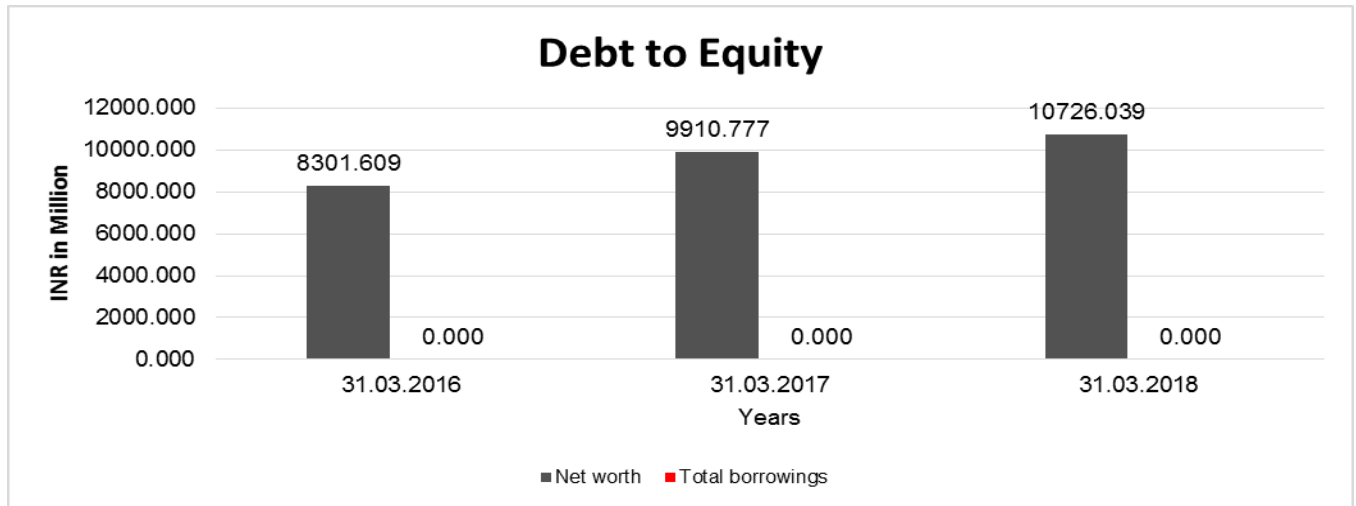
FINANCIAL ANALYSIS
[all figures are in INR Million]

DEBT EQUITY RATIO

Particular	31.03.2016 (INR In Million)	31.03.2017 (INR In Million)	31.03.2018 (INR In Million)
Share Capital	180.000	180.000	180.000
Reserves & Surplus	8121.609	9730.777	10546.039
Money received against share warrants	0.000	0.000	0.000
Share Application money pending allotment	0.000	0.000	0.000
Net worth	8301.609	9910.777	10726.039

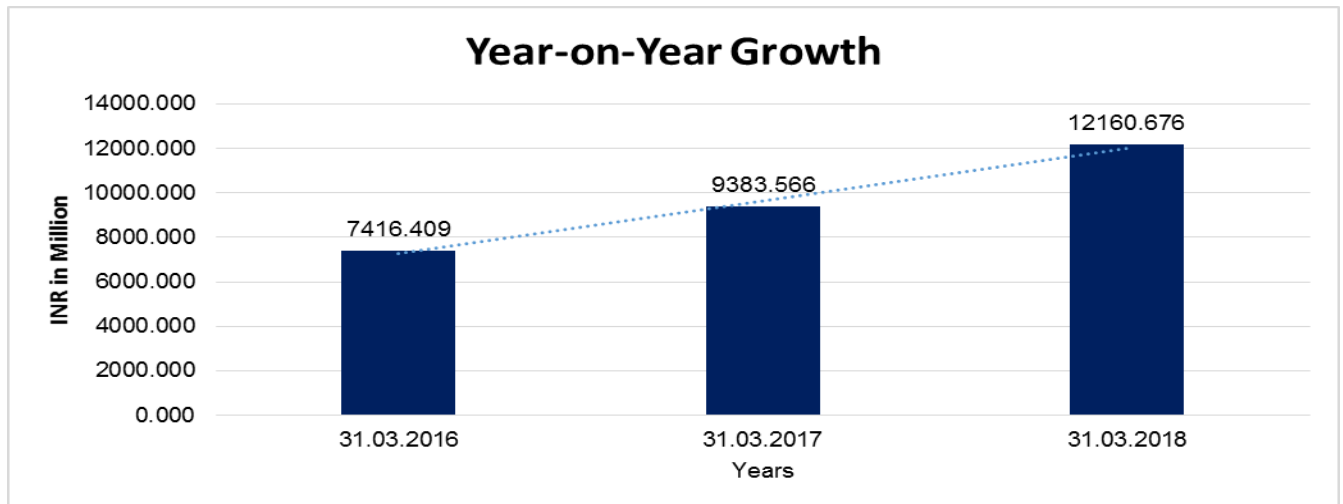
DISCLAIMER : This Report is **PRIVATE & CONFIDENTIAL** and it is prepared at the request of and for its use by the Subscriber only. The Subscriber shall use the contents of the Report merely as an aid to its business. Mira Inform Private Limited ("MIPL") has collated information/data in the Report, which have not been verified unless otherwise specifically mentioned in the Report. The Subscriber shall independently verify the accuracy and correctness of the information/data before in any way acting upon the same. MIPL shall not be liable for any harm, injury, loss or damage caused to the Subscriber due to default by the Subscriber's debtors/beneficiaries in fulfilling their obligations of any nature whatsoever. This Report or any of its portion shall not be used as a documentary evidence or otherwise before any investigative agencies or forum of law. This Report is confidential and proprietary to MIPL. The Subscriber and/or any other person(s) may not reproduce, publish or disclose any of the contents of the Report to others without the express authorization of MIPL. This Report is prepared and issued to the Subscriber without any risk, responsibility or liability on the part of MIPL or its officials.

Long-term borrowings	0.000	0.000	0.000
Short term borrowings	0.000	0.000	0.000
Total borrowings	0.000	0.000	0.000
Debt/Equity ratio	0.000	0.000	0.000



YEAR-ON-YEAR GROWTH

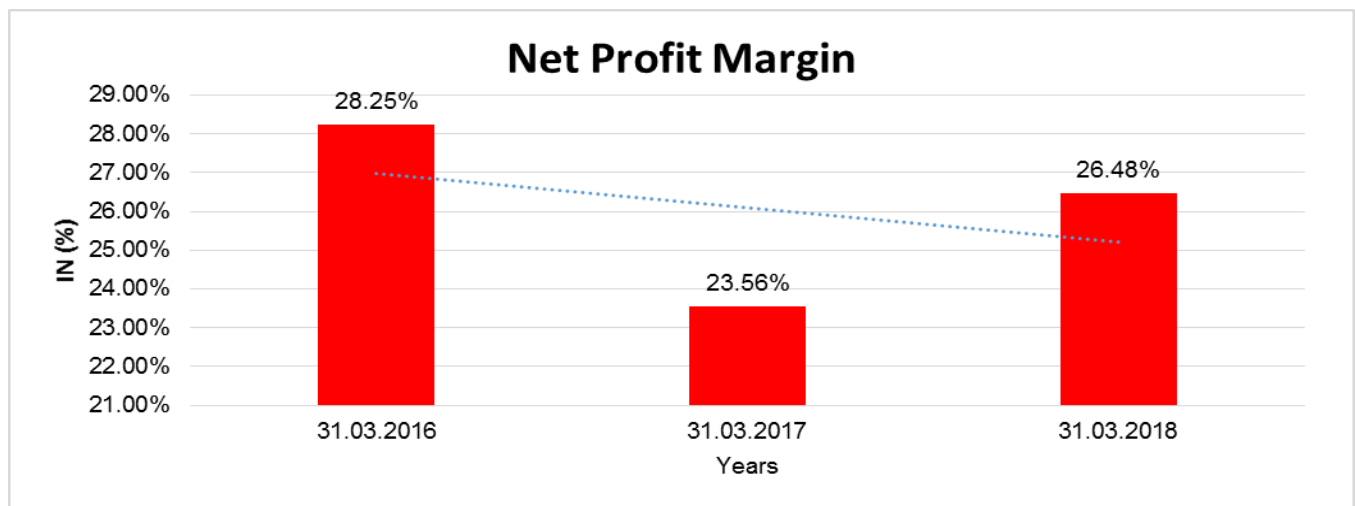
Year on Year Growth	31.03.2016 (INR In Million)	31.03.2017 (INR In Million)	31.03.2018 (INR In Million)
Sales	7416.409	9383.566	12160.676
	0.000	26.524	29.595



DISCLAIMER : This Report is **PRIVATE & CONFIDENTIAL** and it is prepared at the request of and for its use by the Subscriber only. The Subscriber shall use the contents of the Report merely as an aid to its business. Mira Inform Private Limited ("MIPL") has collated information/data in the Report, which have not been verified unless otherwise specifically mentioned in the Report. The Subscriber shall independently verify the accuracy and correctness of the information/data before in any way acting upon the same. MIPL shall not be liable for any harm, injury, loss or damage caused to the Subscriber due to default by the Subscriber's debtors/beneficiaries in fulfilling their obligations of any nature whatsoever. This Report or any of its portion shall not be used as a documentary evidence or otherwise before any investigative agencies or forum of law. This Report is confidential and proprietary to MIPL. The Subscriber and/or any other person(s) may not reproduce, publish or disclose any of the contents of the Report to others without the express authorization of MIPL. This Report is prepared and issued to the Subscriber without any risk, responsibility or liability on the part of MIPL or its officials.

NET PROFIT MARGIN

Net Profit Margin	31.03.2016 (INR In Million)	31.03.2017 (INR In Million)	31.03.2018 (INR In Million)
Sales	7416.409	9383.566	12160.676
Profit/ (Loss)	2094.942	2211.004	3220.007
	28.25 %	23.56 %	26.48 %



ABRIDGED BALANCE SHEET - (CONSOLIDATED)

SOURCES OF FUNDS	31.03.2018	31.03.2017
III. EQUITY AND LIABILITIES		
(1) Shareholders' Funds		
(a) Share Capital	180.000	180.000
(b) Reserves and Surplus	10146.648	9235.524
(c) Money received against share warrants	0.000	0.000
(2) Share Application money pending allotment	0.000	0.000
Total Shareholders' Funds (1) + (2)	10326.648	9415.524
(3) Non-Current Liabilities		
(a) long-term borrowings	0.000	0.000
(b) Deferred tax liabilities (Net)	0.000	0.000
(c) Other long-term liabilities	20.995	13.775
(d) long-term provisions	8.356	515.127
Total Non-current Liabilities (3)	29.351	528.902
(4) Current Liabilities		

DISCLAIMER : This Report is **PRIVATE & CONFIDENTIAL** and it is prepared at the request of and for its use by the Subscriber only. The Subscriber shall use the contents of the Report merely as an aid to its business. Mira Inform Private Limited ("MIPL") has collated information/data in the Report, which have not been verified unless otherwise specifically mentioned in the Report. The Subscriber shall independently verify the accuracy and correctness of the information/data before in any way acting upon the same. MIPL shall not be liable for any harm, injury, loss or damage caused to the Subscriber due to default by the Subscriber's debtors/beneficiaries in fulfilling their obligations of any nature whatsoever. This Report or any of its portion shall not be used as a documentary evidence or otherwise before any investigative agencies or forum of law. This Report is confidential and proprietary to MIPL. The Subscriber and/or any other person(s) may not reproduce, publish or disclose any of the contents of the Report to others without the express authorization of MIPL. This Report is prepared and issued to the Subscriber without any risk, responsibility or liability on the part of MIPL or its officials.

(a) Short-term borrowings		0.000	0.000
(b) Trade payables		2035.560	1832.022
(c) Other current liabilities		168.470	49.996
(d) Short-term provisions		713.405	170.944
Total Current Liabilities (4)		2917.435	2052.962
TOTAL		13273.434	11997.388
IV. ASSETS			
(1) Non-current assets			
(a) Fixed Assets			
(i) Tangible assets		173.065	114.565
(ii) Intangible Assets		78.824	51.413
(iii) Tangible assets capital work-in-progress		1.513	5.437
(iv) Intangible assets under development		2.578	18.902
(b) Non-current Investments		2640.400	2334.783
(c) Deferred tax assets (net)		55.060	264.833
(d) Long-term loans and advances		1104.598	743.019
(e) Other Non-current assets		0.000	0.000
Total Non-Current Assets		4056.038	3532.952
(2) Current assets			
(a) Current investments		7303.631	6671.951
(b) Inventories		0.000	0.000
(c) Trade receivables		446.930	568.145
(d) Cash and bank balances		440.301	259.137
(e) Short-term loans and advances		959.685	875.458
(f) Other current assets		66.849	89.745
Total Current Assets		9217.396	8464.436
TOTAL		13273.434	11997.388

PROFIT & LOSS ACCOUNT- (CONSOLIDATED)

	PARTICULARS	31.03.2018	31.03.2017
	SALES		
	Total Revenue from operations	12490.934	9684.908
	Other Income	410.735	447.464
	TOTAL	12901.669	10132.372
Less	EXPENSES		
	Employee benefit expense	2331.340	1976.643
	CSR expenditure	50.794	40.948
	Other expenses	5491.237	4665.837
	TOTAL	7873.371	6683.428

DISCLAIMER : This Report is **PRIVATE & CONFIDENTIAL** and it is prepared at the request of and for its use by the Subscriber only. The Subscriber shall use the contents of the Report merely as an aid to its business. Mira Inform Private Limited ("MIPL") has collated information/data in the Report, which have not been verified unless otherwise specifically mentioned in the Report. The Subscriber shall independently verify the accuracy and correctness of the information/data before in any way acting upon the same. MIPL shall not be liable for any harm, injury, loss or damage caused to the Subscriber due to default by the Subscriber's debtors/beneficiaries in fulfilling their obligations of any nature whatsoever. This Report or any of its portion shall not be used as a documentary evidence or otherwise before any investigative agencies or forum of law. This Report is confidential and proprietary to MIPL. The Subscriber and/or any other person(s) may not reproduce, publish or disclose any of the contents of the Report to others without the express authorization of MIPL. This Report is prepared and issued to the Subscriber without any risk, responsibility or liability on the part of MIPL or its officials.

	PROFIT/ (LOSS) BEFORE INTEREST, TAX, DEPRECIATION AND AMORTISATION		5028.298	3448.944
Less	FINANCIAL EXPENSES		0.000	0.000
	PROFIT / (LOSS) BEFORE TAX, DEPRECIATION AND AMORTISATION		5028.298	3448.944
Less	DEPRECIATION/ AMORTISATION		100.337	78.260
	PROFIT/ (LOSS) BEFORE TAX		4927.961	3370.684
Less	TAX		1625.045	1138.559
	PROFIT/ (LOSS) AFTER TAX		3302.916	2232.125
	Earnings / (Loss) Per Share (INR)		183.50	124.01

LOCAL AGENCY FURTHER INFORMATION

Sr. No.	Check list by info agents	Available in Report (Yes/No)
1	Year of establishment	Yes
2	Constitution of the entity -Incorporation details	Yes
3	Locality of the entity	Yes
4	Premises details	No
5	Buyer visit details	--
6	Contact numbers	Yes
7	Name of the person contacted	No
8	Designation of contact person	No
9	Promoter's background	Yes
10	Date of Birth of Proprietor / Partners / Directors	Yes
11	Pan Card No. of Proprietor / Partners	No
12	Voter Id Card No. of Proprietor / Partners	No
13	Type of business	Yes
14	Line of Business	Yes
15	Export/import details (if applicable)	No
16	No. of employees	No
17	Details of sister concerns	Yes
18	Major suppliers	No
19	Major customers	No
20	Banking Details	Yes
21	Banking facility details	No

DISCLAIMER : This Report is **PRIVATE & CONFIDENTIAL** and it is prepared at the request of and for its use by the Subscriber only. The Subscriber shall use the contents of the Report merely as an aid to its business. Mira Inform Private Limited ("MIPL") has collated information/data in the Report, which have not been verified unless otherwise specifically mentioned in the Report. The Subscriber shall independently verify the accuracy and correctness of the information/data before in any way acting upon the same. MIPL shall not be liable for any harm, injury, loss or damage caused to the Subscriber due to default by the Subscriber's debtors/beneficiaries in fulfilling their obligations of any nature whatsoever. This Report or any of its portion shall not be used as a documentary evidence or otherwise before any investigative agencies or forum of law. This Report is confidential and proprietary to MIPL. The Subscriber and/or any other person(s) may not reproduce, publish or disclose any of the contents of the Report to others without the express authorization of MIPL. This Report is prepared and issued to the Subscriber without any risk, responsibility or liability on the part of MIPL or its officials.

22	Conduct of the banking account	--
23	Financials, if provided	Yes
24	Capital in the business	Yes
25	Last accounts filed at ROC, if applicable	Yes
26	Turnover of firm for last three years	Yes
27	Reasons for variation <> 20%	--
28	Estimation for coming financial year	No
29	Profitability for last three years	Yes
30	Major shareholders, if available	Yes
31	External Agency Rating, if available	Yes
32	Litigations that the firm/promoter involved in	--
33	Market information	--
34	Payments terms	No
35	Negative Reporting by Auditors in the Annual Report	No

Note: Registered office of the company has been shifted from 2nd Floor Ahura Centre, A Wing 96/A-D Mahakali Caves Road, Andheri (East), Mumbai – 400093, Maharashtra, India to the present address w.e.f. 01.06.2009.

COMPANY OVERVIEW

Aditya Birla Sun Life AMC Limited (“the Company” Formerly known as Birla Sun Life Asset Management Company Limited) was incorporated on September 5, 1994. The Company is a joint venture between the Aditya Birla Group and Sun Life Financial, Inc. The share capital of the Company is owned by Aditya Birla Capital Limited (Subsidiary of Grasim Industries Limited) - and Sun Life (India) AMC Investments Inc., (wholly owned subsidiary of Sun Life Financial, Inc.)

The Company is registered with Securities and Exchange Board of India (SEBI) under the SEBI (Mutual Funds) Regulations, 1996 and the principal activity is to act as an investment manager to Aditya Birla Sun Life Mutual Fund. The Company manages the investment portfolios of Aditya Birla Sun Life Mutual Fund, India Advantage Fund Ltd, Mauritius, India Excel (Mauritius) Fund & Aditya Birla Real Estate Fund. The Company is also registered under the SEBI (Portfolio Managers) Regulations, 1993 and provides portfolio management services and investment advisory services to offshore funds and high net worth investors. Aditya Birla Sun Life AMC Limited has set-up two Alternate Investment Fund (AIF) one under Category III & other under Category II with Securities Exchange Board of India (SEBI) under the SEBI AIF Regulations, 2012. Aditya Birla Sun Life AMC Limited has been appointed as an Investment Manager of the said AIF by the Trustee to the Fund.

OVERVIEW AND STATE OF COMPANY'S AFFAIRS

The Company is now the third largest Asset Management Company in terms of quarterly Average Assets under Management (AAUM) as on 31 March, 2018. Steps taken by the Government to formalise the economy and drive financial sector has been beneficial for the Mutual fund industry resulting in strong inflows in both equity and debt schemes reflecting increased allocation towards mutual fund asset class.

DISCLAIMER : This Report is **PRIVATE & CONFIDENTIAL** and it is prepared at the request of and for its use by the Subscriber only. The Subscriber shall use the contents of the Report merely as an aid to its business. Mira Inform Private Limited (“MIPL”) has collated information/data in the Report, which have not been verified unless otherwise specifically mentioned in the Report. The Subscriber shall independently verify the accuracy and correctness of the information/data before in any way acting upon the same. MIPL shall not be liable for any harm, injury, loss or damage caused to the Subscriber due to default by the Subscriber's debtors/beneficiaries in fulfilling their obligations of any nature whatsoever. This Report or any of its portion shall not be used as a documentary evidence or otherwise before any investigative agencies or forum of law. This Report is confidential and proprietary to MIPL. The Subscriber and/or any other person(s) may not reproduce, publish or disclose any of the contents of the Report to others without the express authorization of MIPL. This Report is prepared and issued to the Subscriber without any risk, responsibility or liability on the part of MIPL or its officials.

Following are the key highlights of the Company and the Mutual Fund industry for the financial year ended 31 March, 2018:

Company Highlights

- The name of the Company was changed from 'Birla Sun Life Asset Management Company Limited' to 'Aditya Birla Sun Life AMC Limited' to align with the Aditya Birla Group parentage.
- The Company obtained new business license under Alternative Investment Fund - Category III and first Scheme under the said Fund was launched during the month of August 2017.
- Categorization and rationalization of various Mutual Fund schemes was completed as per the Securities and Exchange Board of India (SEBI) circulars dated October 6, 2017 and December 4, 2017.
- The Company has conducted more than 1000 engagement programs for Investor education & Distribution Development, one of them being 'Nivesh Mahakumbh', where renowned speakers educate the audience on topics of financial management.
- The Company has achieved equity AAUM market share of 9.15% for quarter ended March 2018. Equity AAUM grew by 73% Y-o-Y basis with proportion of Equity AUM to total AUM improved to 35%.

Industry Highlights

- Industry Average Assets under Management (AAUM) for the quarter ended March 2018 reached INR 230.300 Million with growth of 26% over last one year.
- Industry equity AAUM has grown from INR 58.500 Million in quarter ended March 2017 to INR 94.100 Million for quarter ended March 2018..
- Industry customer folio has grown from INR 55.900 Million in quarter ended March 2017 to 71.800 Million in quarter ended March 2018.
- Industry Systematic Investment Plan (SIP) book size has reached a billion dollar approximately INR 66000.000 s.

Outlook for FY19 in terms of new business growth continues to be positive with expectation of a normal monsoon, good flow into the capital markets and increase focus for financial savings as compared to physical savings on account of demonetization. Moreover, a positive regulatory regime coupled with encouragement by Government of India towards financial savings will provide impetus to the Mutual Fund Industry to move to higher growth. A comprehensive note on the Economic & Industry outlook, financial results, operations/ performance and the future prospects of the Company is covered in the Management Discussion and Analysis report, attached and marked as Annexure I.

The Company focuses on SEE (Scale, Expand and Efficiency) strategy with the overarching principle of customer advocacy.

INDEX OF CHARGE:

Charges Registered

DISCLAIMER : This Report is **PRIVATE & CONFIDENTIAL** and it is prepared at the request of and for its use by the Subscriber only. The Subscriber shall use the contents of the Report merely as an aid to its business. Mira Inform Private Limited ("MIPL") has collated information/data in the Report, which have not been verified unless otherwise specifically mentioned in the Report. The Subscriber shall independently verify the accuracy and correctness of the information/data before in any way acting upon the same. MIPL shall not be liable for any harm, injury, loss or damage caused to the Subscriber due to default by the Subscriber's debtors/beneficiaries in fulfilling their obligations of any nature whatsoever. This Report or any of its portion shall not be used as a documentary evidence or otherwise before any investigative agencies or forum of law. This Report is confidential and proprietary to MIPL. The Subscriber and/or any other person(s) may not reproduce, publish or disclose any of the contents of the Report to others without the express authorization of MIPL. This Report is prepared and issued to the Subscriber without any risk, responsibility or liability on the part of MIPL or its officials.

SN o	SRN	Charge Id	Charge Holder Name	Date of Creation	Date of Modifi cation	Date of Satisfac tion	Amount	Address
1	G587553 15	1001298 40	Standar d Charter ed Bank	29/09/20 17	-	-	2500000.0	CRESCENZO, C- 38/39, G BlockBandra Kurla Complex, Bandra EastMumbaiMH4000 51IN

FIXED ASSETS:

- Furniture and fixtures
- Vehicles
- Office equipment
- Computer equipments
- Leasehold improvements
- Computer software

PRESS RELEASE

ADITYA BIRLA SUN LIFE AMC MAKES CHANGES TO ITS SCHEMES

April 25, 2018

Aditya Birla Sun Life AMC is changing features of its 16 schemes in line with Sebi's categorisation and rationalisation of mutual fund schemes. The changes will become effective from May 21.

Some of the prominent schemes that saw some changes are:

Aditya Birla Sun Life Small & Midcap Fund: The scheme will be renamed Aditya Birla Sun Life Small Cap Fund. It will now invest primarily in smallcap stocks. Currently, the scheme invests primarily in stocks of small and midcap companies. The scheme has assets worth INR 20890.000 Million as on March 31, 2018.

Aditya Birla Sun Life Top 100 Fund: It will be renamed Aditya Birla Sun Life Focused Equity Fund. The scheme was managing INR 39900.000 Million as on March 31, 2018. At present, the scheme is supposed to invest in equity and equity related securities of top 100 companies as measured by market capitalization. As per the revised mandate, the scheme will become a largecap equity scheme investing in maximum 30 stocks.

Earlier, the scheme was allowed to invest up to 100 per cent in equity and equity related securities, up to 100 per cent in debt and money market instruments and up to 10 per cent in units issued by REITs and InvITs.

Aditya Birla Sun Life Enhanced Arbitrage Fund: The scheme will be renamed Aditya Birla Sun Life Arbitrage Fund.

DISCLAIMER : This Report is **PRIVATE & CONFIDENTIAL** and it is prepared at the request of and for its use by the Subscriber only. The Subscriber shall use the contents of the Report merely as an aid to its business. Mira Inform Private Limited ("MIPL") has collated information/data in the Report, which have not been verified unless otherwise specifically mentioned in the Report. The Subscriber shall independently verify the accuracy and correctness of the information/data before in any way acting upon the same. MIPL shall not be liable for any harm, injury, loss or damage caused to the Subscriber due to default by the Subscriber's debtors/beneficiaries in fulfilling their obligations of any nature whatsoever. This Report or any of its portion shall not be used as a documentary evidence or otherwise before any investigative agencies or forum of law. This Report is confidential and proprietary to MIPL. The Subscriber and/or any other person(s) may not reproduce, publish or disclose any of the contents of the Report to others without the express authorization of MIPL. This Report is prepared and issued to the Subscriber without any risk, responsibility or liability on the part of MIPL or its officials.

The fund house has replaced only the benchmarks of some schemes.

The benchmark of ABSL Enhanced Arbitrage Fund will change from CRISIL Liquid Fund Index to Nifty 50 Arbitrage. For ABSL Pure Value Fund, existing benchmark S&P BSE 200 will be replaced by S&P BSE Enhanced Index Value. For ABSL India Gennext Fund, benchmark will be changed from Nifty 50 to S&P BSE 500 and ABSL Infrastructure Fund will be benchmarked to Nifty Infrastructure as instead of existing benchmark Nifty 50.

ABSL Midcap Fund will be benchmarked against Nifty Midcap 100. Earlier the scheme was benchmarked against Nifty Free Float Midcap 100.

The AMC has merged its few schemes as follows:

Aditya Birla Sun Life Tax Savings Fund will merge with Aditya Birla Sun Life Tax Relief '96. Read detailed story: Aditya Birla Sun Life Tax Savings Fund merges into ABSL Tax Relief '96.

Aditya Birla Sun Life India Reforms Fund will merge with Aditya Birla Sun Life Infrastructure Fund and Aditya Birla Sun Life Special Situations Fund will merge with Aditya Birla Sun Life Equity Fund managing an AUM of Rs 8,803 crore.

THE IMPACT OF THE IL&FS DOWNGRADE ON FUNDS

September 18, 2018

Over the past week, IL&FS and its group companies have been in the news, not for the right reasons, but because its long-term debt and Commercial Paper (CP) witnessed sharp downgrades in ratings. The downgrades were swift and very drastic.

The long-term ratings of the parent entity IL&FS were downgraded multiple notches from AA+ to BB on September 8 and then to D on September 17. The short-term rating was downgraded from A1+ to A4 on September 8 and then to D on September 17. Similar rating actions were witnessed across debentures and/or CP of several other group entities – IL&FS Financial Services, IL&FS Tamil Nadu Power Company Limited, IL&FS Energy Development Company Limited, IL&FS Transportation Networks Ltd and IL&FS Education & Technology Services Ltd.

The primary reason for the downgrade was deterioration in the overall financial risk profile of the parent company - IL&FS was seen weakening on account of the group's elevated leverage levels and moderation in credit profile of key business verticals and a default in the repayment of maturities of an Intercorporate Deposit due in early September. This then had a trickledown effect to the other group companies, which were accorded a rating with comfort on the parent entity.

While IL&FS is in talks with its shareholders for infusion of capital and liquidity through a mix of rights issue and long-term line of credit, which should take away some of these issues, there is currently a huge overhang on the company and its prospects with the capital raising talks yet to fructify meaningfully.

The impact on mutual funds

A total of 12 AMCs across 32 funds (including 9 FMPs, credit risk funds, duration funds, liquid funds) held an aggregate exposure of Rs 2,283 crores to IL&FS and its group companies as on August 31, 2018. Some of these

DISCLAIMER : This Report is **PRIVATE & CONFIDENTIAL** and it is prepared at the request of and for its use by the Subscriber only. The Subscriber shall use the contents of the Report merely as an aid to its business. Mira Inform Private Limited ("MIPL") has collated information/data in the Report, which have not been verified unless otherwise specifically mentioned in the Report. The Subscriber shall independently verify the accuracy and correctness of the information/data before in any way acting upon the same. MIPL shall not be liable for any harm, injury, loss or damage caused to the Subscriber due to default by the Subscriber's debtors/beneficiaries in fulfilling their obligations of any nature whatsoever. This Report or any of its portion shall not be used as a documentary evidence or otherwise before any investigative agencies or forum of law. This Report is confidential and proprietary to MIPL. The Subscriber and/or any other person(s) may not reproduce, publish or disclose any of the contents of the Report to others without the express authorization of MIPL. This Report is prepared and issued to the Subscriber without any risk, responsibility or liability on the part of MIPL or its officials.

exposures were due to mature early September, which seems to have been returned, but there are several maturities lined up over the next few months, including the latter half of September and will be watched with keen interest.

AMC	Overall Exposure to IL and FS and its group companies (INR In Million)
Aditya Birla Sun Life	6080.000
BOI AXA	1040.000
DSP	6290.000
HSBC*	1050.000
Invesco	310.000
Kotak	810.000
LIC	1990.000
Motial Oswal	980.000
Principal	1240.000
Tata	2160.000
Union	500.000
UTI	380.000

Several funds held aggregate exposure in excess of 5% to IL&FS and group companies in their portfolios. Given the Mark to Market (MTM) impact on these bond prices, these funds witnessed a sharp drop in NAV. While upgrades and downgrades are expected to happen, what stands out in this case is the swiftness and the quantum of downgrades. This resulted in a significant MTM impact on the bond prices. Sources say that in some cases the MTM impact of the first series of downgrades on bond prices was as significant as 25%. Thus a 5% position for the bond in the fund would result in a -1.25% MTM performance attribution due to the bond holding.

CMT REPORT (Corruption, Money Laundering & Terrorism]

The Public Notice information has been collected from various sources including but not limited to: **The Courts, India Prisons Service, Interpol, etc.**

1] INFORMATION ON DESIGNATED PARTY

No records exist designating subject or any of its beneficial owners, controlling shareholders or senior officers as terrorist or terrorist organization or whom notice had been received that all financial transactions involving their assets have been blocked or convicted, found guilty or against whom a judgement or order had been entered in a proceedings for violating money-laundering, anti-corruption or bribery or international economic or anti-terrorism sanction laws or whose assets were seized, blocked, frozen or ordered forfeited for violation of money laundering or international anti-terrorism laws.

2] Court Declaration :

No records exist to suggest that subject is or was the subject of any formal or informal allegations, prosecutions or other official proceeding for making any prohibited payments or other improper payments to government officials for engaging in prohibited transactions or with designated parties.

3] Asset Declaration :

No records exist to suggest that the property or assets of the subject are derived from criminal conduct or a prohibited transaction.

4] Record on Financial Crime :

Charges or conviction registered against subject: **None**

5] Records on Violation of Anti-Corruption Laws :

Charges or investigation registered against subject: **None**

6] Records on Int'l Anti-Money Laundering Laws/Standards :

Charges or investigation registered against subject: **None**

7] Criminal Records

No available information exist that suggest that subject or any of its principals have been formally charged or convicted by a competent governmental authority for any financial crime or under any formal investigation by a competent government authority for any violation of anti-corruption laws or international anti-money laundering laws or standard.

8] Affiliation with Government :

No record exists to suggest that any director or indirect owners, controlling shareholders, director, officer or employee of the company is a government official or a family member or close business associate of a Government official.

9] Compensation Package :

Our market survey revealed that the amount of compensation sought by the subject is fair and reasonable and comparable to compensation paid to others for similar services.

10] Press Report :

No press reports / filings exists on the subject.

CORPORATE GOVERNANCE

MIRA INFORM as part of its Due Diligence do provide comments on Corporate Governance to identify management and governance. These factors often have been predictive and in some cases have created vulnerabilities to credit deterioration.

Our Governance Assessment focuses principally on the interactions between a company's management, its Board of Directors, Shareholders and other financial stakeholders.

CONTRAVENTION

Subject is not known to have contravened any existing local laws, regulations or policies that prohibit, restrict or otherwise affect the terms and conditions that could be included in the agreement with the subject.

FOREIGN EXCHANGE RATES

Currency	Unit	INR
US Dollar	1	INR 73.64
UK Pound	1	INR 95.89
Euro	1	INR 84.37

INFORMATION DETAILS

Information Gathered by :	JIR
Analysis Done by :	NYT
Report Prepared by :	JYO

SCORE FACTORS

DEMERIT POINTS		
--BANK CHARGES	YES/NO	YES
--LITIGATION	YES/NO	NO
--OTHER ADVERSE INFORMATION	YES/NO	NO
MERIT POINTS		
--SOLE DISTRIBUTORSHIP	YES/NO	NO
--EXPORT ACTIVITIES	YES/NO	NO
--AFFILIATION	YES/NO	NO
--LISTED	YES/NO	NO
--OTHER MERIT FACTORS	YES/NO	YES

RATING EXPLANATIONS

Credit Rating	Explanation	Rating Comments
A++	Minimum Risk	Business dealings permissible with minimum risk of default
A+	Low Risk	Business dealings permissible with low risk of default
A	Acceptable Risk	Business dealings permissible with moderate risk of default
B	Medium Risk	Business dealings permissible on a regular monitoring basis
C	Medium High Risk	Business dealings permissible preferably on secured basis
D	High Risk	Business dealing not recommended or on secured terms only
NB	New Business	No recommendation can be done due to business in infancy stage
NT	No Trace	No recommendation can be done as the business is not traceable

NB is stated where there is insufficient information to facilitate rating. However, it is not to be considered as unfavourable.

This score serves as a reference to assess SC's credit risk and to set the amount of credit to be extended. It is calculated from a composite of weighted scores obtained from each of the major sections of this report. The assessed factors are as follows:

- Financial condition covering various ratios
- Company background and operations size
- Promoters / Management background
- Payment record
- Litigation against the subject
- Industry scenario / competitor analysis
- Supplier / Customer / Banker review (wherever available)

DISCLAIMER : This Report is **PRIVATE & CONFIDENTIAL** and it is prepared at the request of and for its use by the Subscriber only. The Subscriber shall use the contents of the Report merely as an aid to its business. Mira Inform Private Limited ("MIPL") has collated information/data in the Report, which have not been verified unless otherwise specifically mentioned in the Report. The Subscriber shall independently verify the accuracy and correctness of the information/data before in any way acting upon the same. MIPL shall not be liable for any harm, injury, loss or damage caused to the Subscriber due to default by the Subscriber's debtors/beneficiaries in fulfilling their obligations of any nature whatsoever. This Report or any of its portion shall not be used as a documentary evidence or otherwise before any investigative agencies or forum of law. This Report is confidential and proprietary to MIPL. The Subscriber and/or any other person(s) may not reproduce, publish or disclose any of the contents of the Report to others without the express authorization of MIPL. This Report is prepared and issued to the Subscriber without any risk, responsibility or liability on the part of MIPL or its officials.