

MIRA INFORM REPORT

Report No. :	534851
Report Date :	19.10.2018

IDENTIFICATION DETAILS

Name :	ANTONY GARAGE PRIVATE LIMITED
Registered Office :	Plot No. R- 232, TTC Industrial Area, Thane Belapur Road, Rabale, Navi Mumbai- 400701, Maharashtra
Tel. No.:	91-22-27781800
Country :	India
Financials (as on) :	31.03.2017
Date of Incorporation :	29.09.1983
Capital Investment / Paid-up Capital :	INR 11.232 Million
CIN No.: [Company Identification No.]	U50100MH1983PTC030988
PAN No.: [Permanent Account No.]	AABCA3889M
GSTN : [Goods & Service Tax Registration No.]	27AABCA3889M1Z5
Legal Form :	Private Limited Liability Company
Line of Business :	The object of company is to carry on the business of purchase, sell, operation, repairs, service, hire or let on hire-purchase or otherwise motor wagons, motor lorries, motor cars, and all kinds of carriages, vehicles and conveyances and body building of buses and fire tenders and different incidental or ancillary object. (Registered Activity)
No. of Employees :	Not Available

RATING & COMMENTS

(Mira Inform has adopted New Rating mechanism w.e.f. 23rd January 2017)

DISCLAIMER : This Report is **PRIVATE & CONFIDENTIAL** and it is prepared at the request of and for its use by the Subscriber only. The Subscriber shall use the contents of the Report merely as an aid to its business. Mira Inform Private Limited ("MIPL") has collated information/data in the Report, which have not been verified unless otherwise specifically mentioned in the Report. The Subscriber shall independently verify the accuracy and correctness of the information/data before in any way acting upon the same. MIPL shall not be liable for any harm, injury, loss or damage caused to the Subscriber due to default by the Subscriber's debtors/beneficiaries in fulfilling their obligations of any nature whatsoever. This Report or any of its portion shall not be used as a documentary evidence or otherwise before any investigative agencies or forum of law. This Report is confidential and proprietary to MIPL. The Subscriber and/or any other person(s) may not reproduce, publish or disclose any of the contents of the Report to others without the express authorization of MIPL. This Report is prepared and issued to the Subscriber without any risk, responsibility or liability on the part of MIPL or its officials.

MIRA's Rating :	A
------------------------	----------

Credit Rating	Explanation	Rating Comments
A	Acceptable Risk	Business dealings permissible with moderate risk of default

Status :	Good
Payment Behaviour :	Regular
Litigation :	Clear
Comments :	<p>Subject is an established company incorporated in the year 1983 having good track.</p> <p>For the financial year ended 2017, the company has witnessed a growth in its revenue and has achieved fair profit margin at 4.55% (approx.).</p> <p>The company possesses sound financial profile marked by healthy net worth base along with fair debt level and favorable gap between trade payables to its trade receivables.</p> <p>The company also derives strength from its long established track record of business operations.</p> <p>Trade relations are reported as fair. Business is active. Payment terms are seems to be regular and as per commitments.</p> <p>In view of the aforesaid, the company can be considered for business dealings at usual trade terms and conditions.</p>

NOTES :

Any query related to this report can be made on e-mail : infodept@mirainform.com while quoting report number, name and date.

ECGC Country Risk Classification List

Country Name	Previous Rating (30.06.2018)	Current Rating (30.09.2018)
India	A1	A1

Risk Category	ECGC Classification
Insignificant	A1
Low Risk	A2
Moderately Low Risk	B1

DISCLAIMER : This Report is **PRIVATE & CONFIDENTIAL** and it is prepared at the request of and for its use by the Subscriber only. The Subscriber shall use the contents of the Report merely as an aid to its business. Mira Inform Private Limited ("MIPL") has collated information/data in the Report, which have not been verified unless otherwise specifically mentioned in the Report. The Subscriber shall independently verify the accuracy and correctness of the information/data before in any way acting upon the same. MIPL shall not be liable for any harm, injury, loss or damage caused to the Subscriber due to default by the Subscriber's debtors/beneficiaries in fulfilling their obligations of any nature whatsoever. This Report or any of its portion shall not be used as a documentary evidence or otherwise before any investigative agencies or forum of law. This Report is confidential and proprietary to MIPL. The Subscriber and/or any other person(s) may not reproduce, publish or disclose any of the contents of the Report to others without the express authorization of MIPL. This Report is prepared and issued to the Subscriber without any risk, responsibility or liability on the part of MIPL or its officials.

Moderate Risk	B2
Moderately High Risk	C1
High Risk	C2
Very High Risk	D

EXTERNAL AGENCY RATING

Rating Agency Name	CRISIL
Rating	Long Term Rating = BB-
Rating Explanation	Moderate risk default
Date	25.06.2018

RBI DEFAULTERS' LIST STATUS

Subject's name is not enlisted as a defaulter in the publicly available RBI Defaulters' list.

EPF (Employee Provident Fund) DEFAULTERS' LIST STATUS

Subject's name is not enlisted as a defaulter in the publicly available EPF (Employee Provident Fund) Defaulters' list as of 31-03-2018.

BIFR (Board for Industrial & Financial Reconstruction) LISTING STATUS

Subject's name is not listed as a Sick Unit in the publicly available BIFR (Board for Industrial & Financial Reconstruction) list as of 19.10.2018

IBBI (Insolvency and Bankruptcy Board of India) LISTING STATUS

Subject's name is not listed in the publicly available IBBI (Insolvency and Bankruptcy Board of India) list as of report date

INFORMATION DENIED

Management Non-Cooperative (91-22-27692679 / 27691205 / 27501058 / 27781800)

LOCATIONS

DISCLAIMER : This Report is **PRIVATE & CONFIDENTIAL** and it is prepared at the request of and for its use by the Subscriber only. The Subscriber shall use the contents of the Report merely as an aid to its business. Mira Inform Private Limited ("MIPL") has collated information/data in the Report, which have not been verified unless otherwise specifically mentioned in the Report. The Subscriber shall independently verify the accuracy and correctness of the information/data before in any way acting upon the same. MIPL shall not be liable for any harm, injury, loss or damage caused to the Subscriber due to default by the Subscriber's debtors/beneficiaries in fulfilling their obligations of any nature whatsoever. This Report or any of its portion shall not be used as a documentary evidence or otherwise before any investigative agencies or forum of law. This Report is confidential and proprietary to MIPL. The Subscriber and/or any other person(s) may not reproduce, publish or disclose any of the contents of the Report to others without the express authorization of MIPL. This Report is prepared and issued to the Subscriber without any risk, responsibility or liability on the part of MIPL or its officials.

Registered Office :	Plot No. R- 232, TTC Industrial Area, Thane Belapur Road, Rabale, Navi Mumbai- 400701, Maharashtra, India
Tel. No.:	91-22- 27692679 / 27691205/ 27601058 / 27781800
Fax No.:	91-22- 27691912
E-Mail :	antonygaragespvtltd@gmail.com

DIRECTORS

AS ON 31.03.2018

Name :	Mr. Thomas Ouseph Kallarakkal		
Designation :	Director		
Address :	B-2001/2002, Bhumiraj Hermitage, Plot No. 1/2, Plam Beach Road, Sector-18, Sanpada S.O, Navi Mumbai – 400705, Maharashtra, India		
Date of Birth/Age :	02.11.1954		
Date of Appointment :	29.09.1983		
DIN No.:	00085869		
Other Directorship:			
CIN/FCRN	Company Name	Begin Date	End Date
U28910MH2011PTC212861	A.K. STEEL MANUFACTURERS PRIVATE LIMITED	15/02/2013	-
U35300MH2005PTC151158	TITAN.ANTONY AVIATION INDIA PRIVATE LIMITED	19/02/2005	-
Name :	Mr. Poulouse Ouseph Kallarakkal		
Designation :	Director		
Address :	Room No 2004, Block No 1, Savannah, Vasant Lawns, Pokharan Road No 2, Near Jupiter Hospital, Apna B, Thane – 400610, Maharashtra, India		
Date of Birth/Age :	05.12.1950		
Date of Appointment :	29.09.1983		
DIN No.:	00122424		
Name :	Mr. John Ouseph Kallarakkal		
Designation :	Director		
Address :	Maruthi Paradise, Sector-15, Flat No. -119, C.B.D. Belapur, Navi Mumbai, Thane-400614, Maharashtra, India		
Date of Birth/Age :	15.10.1947		
Date of Appointment :	29.09.1983		
DIN No.:	00221999		
Name :	Mr. Jacob Ouseph Kallarakkal		
Designation :	Managing Director		
Address :	Flat No 1504/7, Vasant Lawns, Express Highway Road, Majiwada, Thane (West), Thane – 400601, Maharashtra, India		
Date of Birth/Age :	03.05.1948		
Date of Appointment :	29.09.1986		

DISCLAIMER : This Report is **PRIVATE & CONFIDENTIAL** and it is prepared at the request of and for its use by the Subscriber only. The Subscriber shall use the contents of the Report merely as an aid to its business. Mira Inform Private Limited ("MIPL") has collated information/data in the Report, which have not been verified unless otherwise specifically mentioned in the Report. The Subscriber shall independently verify the accuracy and correctness of the information/data before in any way acting upon the same. MIPL shall not be liable for any harm, injury, loss or damage caused to the Subscriber due to default by the Subscriber's debtors/beneficiaries in fulfilling their obligations of any nature whatsoever. This Report or any of its portion shall not be used as a documentary evidence or otherwise before any investigative agencies or forum of law. This Report is confidential and proprietary to MIPL. The Subscriber and/or any other person(s) may not reproduce, publish or disclose any of the contents of the Report to others without the express authorization of MIPL. This Report is prepared and issued to the Subscriber without any risk, responsibility or liability on the part of MIPL or its officials.

DIN No.:	02405626		
Name :	Mr. Jimmy John Kallarakal		
Designation :	Director		
Address :	E-120, Maruti Paradise, Plot No. 92 to 95, Near Reliance Fresh, Sector 15, CBD Belapur, Navi Thane – 400615, Maharashtra, India		
Date of Birth/Age :	21.07.1982		
Date of Appointment :	19.06.2009		
DIN No.	02470218		
Other Directorship:			
CIN/FCRN	Company Name	Begin Date	End Date
U50200MH2011PTC215262	ANTONY COMMERCIAL VEHICLES PRIVATE LIMITED	24/03/2011	-
U60230MH2010PTC203073	ANTONY ROAD TRANSPORT SOLUTIONS PRIVATE LIMITED	12/05/2010	-
Name :	Mr. Shiju Anthony Kallarakal		
Designation :	Director		
Address :	A-3/1101, Vikas Complex Castle Mill Compound, Thane (West), Thane – 400601, Maharashtra, India		
Date of Birth/Age :	05.06.1974		
Date of Appointment :	19.06.2009		
DIN No.:	02470660		
Other Directorship:			
CIN/FCRN	Company Name	Begin Date	End Date
U34201MH1992PTC066555	ANTONY MOTORS PRIVATE LIMITED	12/09/2003	-
U90000MH2009PTC194255	ANTONY LARA ENVIRO SOLUTIONS PRIVATE LIMITED	13/05/2013	-

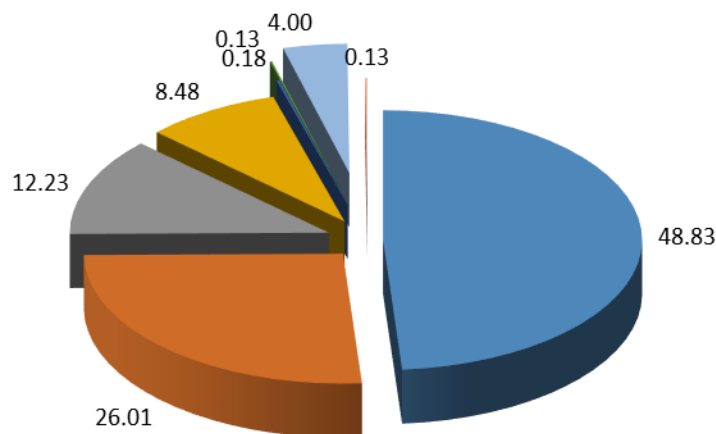
MAJOR SHAREHOLDERS

AS ON 31.03.2017

Names of Shareholders	No. of Shares	Percentage
Jacob Ouseph Kallarakkal	548437	48.83
Thomas Ouseph Kallarakkal	292137	26.01
John Ouseph Kallarakkal	137392	12.23
Poulose Ouseph Kallarakkal	95287	8.48
Jose Jacob Kallrakkal	2000	0.18
John Jacob Kallrakkal	1500	0.13
Jimmy John Kallarakkal	44950	4.00
Shiju Jacob Kallrakkal	1500	0.13
Total	1123203	100.00

Share holding pattern

■ Jacob Ouseph Kallarakkal ■ Thomas Ouseph Kallarakkal ■ John Ouseph Kallarakkal ■ Poulose Ouseph Kallarakkal
■ Jose Jacob Kallrakkal ■ John Jacob Kallrakkal ■ Jimmy John Kallarakkal ■ Shiju Jacob Kallrakkal



Equity Share Break up (Percentage of Total Equity)

AS ON 29.09.2017

DISCLAIMER : This Report is **PRIVATE & CONFIDENTIAL** and it is prepared at the request of and for its use by the Subscriber only. The Subscriber shall use the contents of the Report merely as an aid to its business. Mira Inform Private Limited ("MIPL") has collated information/data in the Report, which have not been verified unless otherwise specifically mentioned in the Report. The Subscriber shall independently verify the accuracy and correctness of the information/data before in any way acting upon the same. MIPL shall not be liable for any harm, injury, loss or damage caused to the Subscriber due to default by the Subscriber's debtors/beneficiaries in fulfilling their obligations of any nature whatsoever. This Report or any of its portion shall not be used as a documentary evidence or otherwise before any investigative agencies or forum of law. This Report is confidential and proprietary to MIPL. The Subscriber and/or any other person(s) may not reproduce, publish or disclose any of the contents of the Report to others without the express authorization of MIPL. This Report is prepared and issued to the Subscriber without any risk, responsibility or liability on the part of MIPL or its officials.

Category	Percentage
Promoters- Individual/Hindu Undivided Family- Indian	100.00
Total	100.00

BUSINESS DETAILS

Line of Business :	The object of company is to carry on the business of purchase, sell, operation, repairs, service, hire or let on hire-purchase or otherwise motor wagons, motor lorries, motor cars, and all kinds of carriages, vehicles and conveyances and body building of buses and fire tenders and different incidental or ancillary object. (Registered Activity)	
Products / Services :	Description products / services	NIC Code No
	Bodybuilding of Buses	50
	Operating, Repairing and Services	50
Brand Names :	Not Available	
Agencies Held :	Not Available	
Exports :	Not Divulged	
Imports :	Not Divulged	
Terms :	Not Divulged	

PRODUCTION STATUS – (NOT AVAILABLE)

GENERAL INFORMATION

Suppliers :	Reference :	Not Divulged
	Name of the Person :	--
	Contact No.:	--
	Since How Long Known :	--
	Maximum Limit Dealt :	--
	Experience :	--
	Remark:	--
Customers :	Reference :	Not Divulged
	Name of the Person :	--
	Contact No.:	--
	Since How Long Known :	--

	Maximum Limit Dealt :	--																																							
	Experience :	--																																							
	Remark:	--																																							
No. of Employees :	Not Available																																								
Bankers :	Banker Name :	HDFC Bank Limited																																							
	Branch :	HDFC Bank House, Senapati Bapat Marg, Lower Parel (West), Mumbai-400013, Maharashtra, India																																							
	Person Name (With Designation) :	--																																							
	Contact Number :	--																																							
	Name of Account Holder :	--																																							
	Account Number :	--																																							
	Account Since (Date/Year of Account Opening) :	--																																							
	Average Balance Maintained :	--																																							
	Credit Facilities Enjoyed (CC/OD/Term Loan) :	--																																							
	Account Operation :	--																																							
	Remark :	--																																							
Facilities :	<table border="1"> <thead> <tr> <th>Secured Loan</th> <th>31.03.2017 (INR in Million)</th> <th>31.03.2016 (INR in Million)</th> </tr> </thead> <tbody> <tr> <td colspan="3">Long-term Borrowings</td> </tr> <tr> <td>Term Loan from HDFC Bank</td> <td>0.618</td> <td>0.000</td> </tr> <tr> <td>TASB Sahakari Bank Limited</td> <td>0.692</td> <td>0.000</td> </tr> <tr> <td>Term loan from ICICI Bank</td> <td>1.943</td> <td>0.000</td> </tr> <tr> <td>Term Loan form Religare Finvest Limited</td> <td>62.365</td> <td>67.253</td> </tr> <tr> <td>Term Loan from Union Bank</td> <td>100.333</td> <td>130.210</td> </tr> <tr> <td>Term loan from Dewan Housing Finance Limited</td> <td>45.603</td> <td>0.000</td> </tr> <tr> <td>Term Loans form Hinduja Leyland Finance Limited</td> <td>68.004</td> <td>37.476</td> </tr> <tr> <td>Term Loan form Daimter Financial Services Private Limited</td> <td>0.988</td> <td>0.711</td> </tr> <tr> <td colspan="3">Short-term borrowings</td> </tr> <tr> <td>Term Loan From Bank (Bank Overdraft against stock of raw material and Semi-Finished goods and Book debts)</td> <td>164.454</td> <td>175.339</td> </tr> <tr> <td>from Others- Short term Loan (National Small Scale Industrial Corporation)</td> <td>9.222</td> <td>4.235</td> </tr> </tbody> </table>		Secured Loan	31.03.2017 (INR in Million)	31.03.2016 (INR in Million)	Long-term Borrowings			Term Loan from HDFC Bank	0.618	0.000	TASB Sahakari Bank Limited	0.692	0.000	Term loan from ICICI Bank	1.943	0.000	Term Loan form Religare Finvest Limited	62.365	67.253	Term Loan from Union Bank	100.333	130.210	Term loan from Dewan Housing Finance Limited	45.603	0.000	Term Loans form Hinduja Leyland Finance Limited	68.004	37.476	Term Loan form Daimter Financial Services Private Limited	0.988	0.711	Short-term borrowings			Term Loan From Bank (Bank Overdraft against stock of raw material and Semi-Finished goods and Book debts)	164.454	175.339	from Others- Short term Loan (National Small Scale Industrial Corporation)	9.222	4.235
Secured Loan	31.03.2017 (INR in Million)	31.03.2016 (INR in Million)																																							
Long-term Borrowings																																									
Term Loan from HDFC Bank	0.618	0.000																																							
TASB Sahakari Bank Limited	0.692	0.000																																							
Term loan from ICICI Bank	1.943	0.000																																							
Term Loan form Religare Finvest Limited	62.365	67.253																																							
Term Loan from Union Bank	100.333	130.210																																							
Term loan from Dewan Housing Finance Limited	45.603	0.000																																							
Term Loans form Hinduja Leyland Finance Limited	68.004	37.476																																							
Term Loan form Daimter Financial Services Private Limited	0.988	0.711																																							
Short-term borrowings																																									
Term Loan From Bank (Bank Overdraft against stock of raw material and Semi-Finished goods and Book debts)	164.454	175.339																																							
from Others- Short term Loan (National Small Scale Industrial Corporation)	9.222	4.235																																							

DISCLAIMER : This Report is **PRIVATE & CONFIDENTIAL** and it is prepared at the request of and for its use by the Subscriber only. The Subscriber shall use the contents of the Report merely as an aid to its business. Mira Inform Private Limited ("MIPL") has collated information/data in the Report, which have not been verified unless otherwise specifically mentioned in the Report. The Subscriber shall independently verify the accuracy and correctness of the information/data before in any way acting upon the same. MIPL shall not be liable for any harm, injury, loss or damage caused to the Subscriber due to default by the Subscriber's debtors/beneficiaries in fulfilling their obligations of any nature whatsoever. This Report or any of its portion shall not be used as a documentary evidence or otherwise before any investigative agencies or forum of law. This Report is confidential and proprietary to MIPL. The Subscriber and/or any other person(s) may not reproduce, publish or disclose any of the contents of the Report to others without the express authorization of MIPL. This Report is prepared and issued to the Subscriber without any risk, responsibility or liability on the part of MIPL or its officials.

	Total	454.222	415.224
--	--------------	----------------	----------------

Financial institutions:	<ul style="list-style-type: none"> PNB Housing Finance Limited, 9th Floor Antriksh Bhawan, 22 K G Marg, New Delhi-110001, India Dewan Housing Finance Corporation Limited, Warden House 2nd Floor Sir P M Road, Fort, Mumbai- 400001, Maharashtra, India Religare Finvest Limited, D3, P3B, District Centre, Saket New Delhi- 110017, India
Auditors :	
Name :	G.R. Sawant and Company Chartered Accountants
Address :	524, 6th Floor, Ecstasy Commercial Building, City Of Joy, J.S. Dosa Road, Mulund West, Mumbai- 400080, Maharashtra, India
PAN N Income-tax PAN of auditor or auditor's firm :	AAEPS0983J
Memberships :	Not Available
Collaborators :	Not Available
Wholly Owned Subsidiary Company :	Antony Road Transport Solutions Private Limited (CIN No.: U60230MH2010PTC203073)
Associates Company :	Antony Commercial Vehicles Private Limited (CIN No.: U60230MH2010PTC203073)

CAPITAL STRUCTURE

AS ON 31.03.2017

Authorised Capital :

No. of Shares	Type	Value	Amount
1165000	Equity Shares	INR 10/- each	INR 11.650 Million

Issued, Subscribed & Paid-up Capital :

No. of Shares	Type	Value	Amount
1123203	Equity Shares	INR 10/- each	INR 11.232 Million

DISCLAIMER : This Report is **PRIVATE & CONFIDENTIAL** and it is prepared at the request of and for its use by the Subscriber only. The Subscriber shall use the contents of the Report merely as an aid to its business. Mira Inform Private Limited ("MIPL") has collated information/data in the Report, which have not been verified unless otherwise specifically mentioned in the Report. The Subscriber shall independently verify the accuracy and correctness of the information/data before in any way acting upon the same. MIPL shall not be liable for any harm, injury, loss or damage caused to the Subscriber due to default by the Subscriber's debtors/beneficiaries in fulfilling their obligations of any nature whatsoever. This Report or any of its portion shall not be used as a documentary evidence or otherwise before any investigative agencies or forum of law. This Report is confidential and proprietary to MIPL. The Subscriber and/or any other person(s) may not reproduce, publish or disclose any of the contents of the Report to others without the express authorization of MIPL. This Report is prepared and issued to the Subscriber without any risk, responsibility or liability on the part of MIPL or its officials.

FINANCIAL DATA
[all figures are INR Million]

ABRIDGED BALANCE SHEET (STANDALONE)

SOURCES OF FUNDS	31.03.2017	31.03.2016	31.03.2015
I. EQUITY AND LIABILITIES			
(1) Shareholders' Funds			
(a) Share Capital	11.232	11.232	10.523
(b) Reserves & Surplus	302.888	267.618	220.014
(c) Money received against share warrants	0.000	0.000	0.000
(2) Share Application money pending allotment	0.000	0.000	0.000
Total Shareholders' Funds (1) + (2)	314.120	278.850	230.537
(3) Non-Current Liabilities			
(a) long-term borrowings	283.728	241.167	289.928
(b) Deferred tax liabilities (Net)	32.587	26.052	18.226
(c) Other long term liabilities	8.556	7.970	0.000
(d) long-term provisions	0.000	0.000	5.796
Total Non-current Liabilities (3)	324.871	275.189	313.950
(4) Current Liabilities			
(a) Short term borrowings	173.676	179.574	214.690
(b) Trade payables	117.743	77.409	78.549
(c) Other current liabilities	185.142	425.183	208.001
(d) Short-term provisions	0.000	0.000	0.000
Total Current Liabilities (4)	476.561	682.166	501.240
TOTAL	1115.552	1236.205	1045.727
II. ASSETS			
(1) Non-current assets			
(a) Fixed Assets			
(i) Tangible assets	399.606	429.226	445.454
(ii) Intangible Assets	0.000	0.000	0.000
(iii) Capital work-in-progress	0.000	0.000	16.592
(iv) Intangible assets under development	0.000	0.000	0.000
(b) Non-current Investments	52.057	52.058	52.035
(c) Deferred tax assets (net)	0.000	0.000	0.000
(d) Long-term Loan and Advances	36.529	26.770	24.38
(e) Other Non-current assets	0.000	0.000	0.000
Total Non-Current Assets	488.192	508.054	538.461
(2) Current assets			

DISCLAIMER : This Report is **PRIVATE & CONFIDENTIAL** and it is prepared at the request of and for its use by the Subscriber only. The Subscriber shall use the contents of the Report merely as an aid to its business. Mira Inform Private Limited ("MIPL") has collated information/data in the Report, which have not been verified unless otherwise specifically mentioned in the Report. The Subscriber shall independently verify the accuracy and correctness of the information/data before in any way acting upon the same. MIPL shall not be liable for any harm, injury, loss or damage caused to the Subscriber due to default by the Subscriber's debtors/beneficiaries in fulfilling their obligations of any nature whatsoever. This Report or any of its portion shall not be used as a documentary evidence or otherwise before any investigative agencies or forum of law. This Report is confidential and proprietary to MIPL. The Subscriber and/or any other person(s) may not reproduce, publish or disclose any of the contents of the Report to others without the express authorization of MIPL. This Report is prepared and issued to the Subscriber without any risk, responsibility or liability on the part of MIPL or its officials.

(a) Current investments	0.000	0.000	0.000
(b) Inventories	348.734	302.673	294.631
(c) Trade receivables	142.195	224.883	186.327
(d) Cash and cash equivalents	19.724	194.329	13.593
(e) Short-term loans and advances	116.707	6.266	12.715
(f) Other current assets	0.000	0.000	0.000
Total Current Assets	627.360	728.151	507.266
TOTAL	1115.552	1236.205	1045.727

PROFIT & LOSS ACCOUNT (STANDALONE)

PARTICULARS	31.03.2017	31.03.2016	31.03.2015
SALES			
Income	775.846	573.611	636.089
Other Income	4.604	13.741	57.613
TOTAL	780.450	587.352	693.702
Less EXPENSES			
Cost of Materials Consumed	415.137	206.940	225.629
Changes in inventories of finished goods, work-in-progress and Stock-in-Trade	(36.209)	(3.455)	52.809
Employees benefits expense	94.696	76.199	57.032
Other expenses	154.005	142.855	184.886
TOTAL	627.629	422.539	520.356
PROFIT/ (LOSS) BEFORE INTEREST, TAX, DEPRECIATION AND AMORTISATION	152.821	164.813	173.346
Less FINANCIAL EXPENSES	65.362	71.711	80.559
PROFIT / (LOSS) BEFORE TAX, DEPRECIATION AND AMORTISATION	87.459	93.102	92.787
Less/ Add DEPRECIATION/ AMORTISATION	35.161	44.565	47.217
PROFIT/ (LOSS) BEFORE TAX	52.298	48.537	45.570
Less TAX	17.029	17.725	14.717
PROFIT/ (LOSS) AFTER TAX	35.269	30.812	30.853
Earnings / (Loss) Per Share (INR)	31.40	27.43	29.32

DISCLAIMER : This Report is **PRIVATE & CONFIDENTIAL** and it is prepared at the request of and for its use by the Subscriber only. The Subscriber shall use the contents of the Report merely as an aid to its business. Mira Inform Private Limited ("MIPL") has collated information/data in the Report, which have not been verified unless otherwise specifically mentioned in the Report. The Subscriber shall independently verify the accuracy and correctness of the information/data before in any way acting upon the same. MIPL shall not be liable for any harm, injury, loss or damage caused to the Subscriber due to default by the Subscriber's debtors/beneficiaries in fulfilling their obligations of any nature whatsoever. This Report or any of its portion shall not be used as a documentary evidence or otherwise before any investigative agencies or forum of law. This Report is confidential and proprietary to MIPL. The Subscriber and/or any other person(s) may not reproduce, publish or disclose any of the contents of the Report to others without the express authorization of MIPL. This Report is prepared and issued to the Subscriber without any risk, responsibility or liability on the part of MIPL or its officials.

CURRENT MATURITIES OF LONG TERM DEBT DETAILS

Particulars	31.03.2017	31.03.2016	31.03.2015
Current Maturities of Long term debt	43.068	57.628	88.723
Cash generated from operations	(126.670)	295.972	1.876
Net cash flow from operating activity	(137.162)	296.887	10.945

KEY RATIOS

EFFICIENCY RATIOS

PARTICULARS	31.03.2017	31.03.2016	31.03.2015
Average Collection Days (Sundry Debtors / Income * 365 Days)	66.90	143.10	106.92
Account Receivables Turnover (Income / Sundry Debtors)	5.46	2.55	3.41
Average Payment Days (Sundry Creditors / Purchases * 365 Days)	103.52	136.53	127.07
Inventory Turnover (Operating Income / Inventories)	0.44	0.54	0.59
Asset Turnover (Operating Income / Net Fixed Assets)	0.38	0.38	0.38

LEVERAGE RATIOS

PARTICULARS	31.03.2017	31.03.2016	31.03.2015
Debt Ratio ((Borrowing + Current Liabilities) / Total Assets)	0.72	0.79	0.84
Debt Equity Ratio (Total Liability / Networth)	1.59	1.72	2.57
Current Liabilities to Networth (Current Liabilities / Net Worth)	1.52	2.45	2.17
Fixed Assets to Networth (Net Fixed Assets / Networth)	1.27	1.54	2.00
Interest Coverage Ratio (PBIT / Financial Charges)	2.34	2.30	2.15

DISCLAIMER : This Report is **PRIVATE & CONFIDENTIAL** and it is prepared at the request of and for its use by the Subscriber only. The Subscriber shall use the contents of the Report merely as an aid to its business. Mira Inform Private Limited ("MIPL") has collated information/data in the Report, which have not been verified unless otherwise specifically mentioned in the Report. The Subscriber shall independently verify the accuracy and correctness of the information/data before in any way acting upon the same. MIPL shall not be liable for any harm, injury, loss or damage caused to the Subscriber due to default by the Subscriber's debtors/beneficiaries in fulfilling their obligations of any nature whatsoever. This Report or any of its portion shall not be used as a documentary evidence or otherwise before any investigative agencies or forum of law. This Report is confidential and proprietary to MIPL. The Subscriber and/or any other person(s) may not reproduce, publish or disclose any of the contents of the Report to others without the express authorization of MIPL. This Report is prepared and issued to the Subscriber without any risk, responsibility or liability on the part of MIPL or its officials.

PROFITABILITY RATIOS

PARTICULARS		31.03.2017	31.03.2016	31.03.2015
PAT to sales Income <i>((PAT / Total Income) * 100)</i>	%	4.55	5.37	4.85
Return on Total Assets <i>((PAT / Total Assets) * 100)</i>	%	3.16	2.49	2.95
Return on Investment (ROI) <i>((PAT / Networth) * 100)</i>	%	11.23	11.05	13.38

SOLVENCY RATIOS

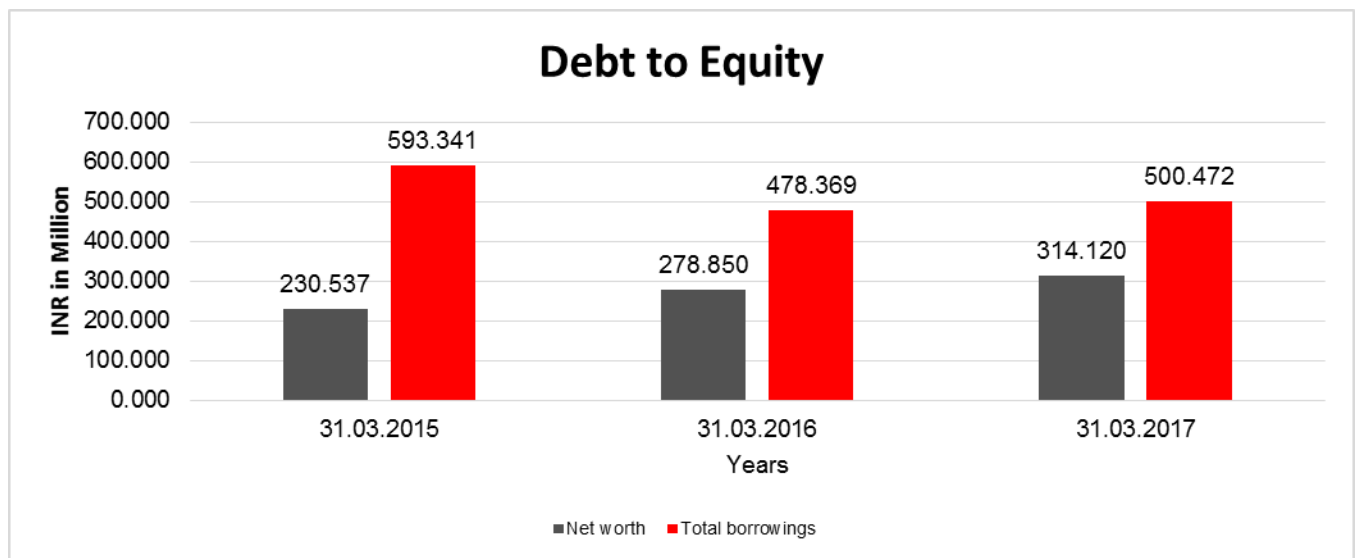
PARTICULARS		31.03.2017	31.03.2016	31.03.2015
Current Ratio <i>(Current Assets / Current Liabilities)</i>		1.32	1.07	1.01
Quick Ratio <i>((Current Assets - Inventories) / Current Liabilities)</i>		0.58	0.62	0.42
G-Score Ratio Financial <i>(Networth / Total Assets)</i>		0.28	0.23	0.22
G-Score Ratio Debt <i>(Debts / Equity Capital)</i>		44.56	42.59	56.39
G-Score Ratio Liquidity <i>(Total Current Assets / Total Current Liabilities)</i>		1.32	1.07	1.01

Total Liability = Short-term Debt + Long-term Debt + Current Maturities of Long-term debts

FINANCIAL ANALYSIS
[all figures are INR Million]

DEBT EQUITY RATIO

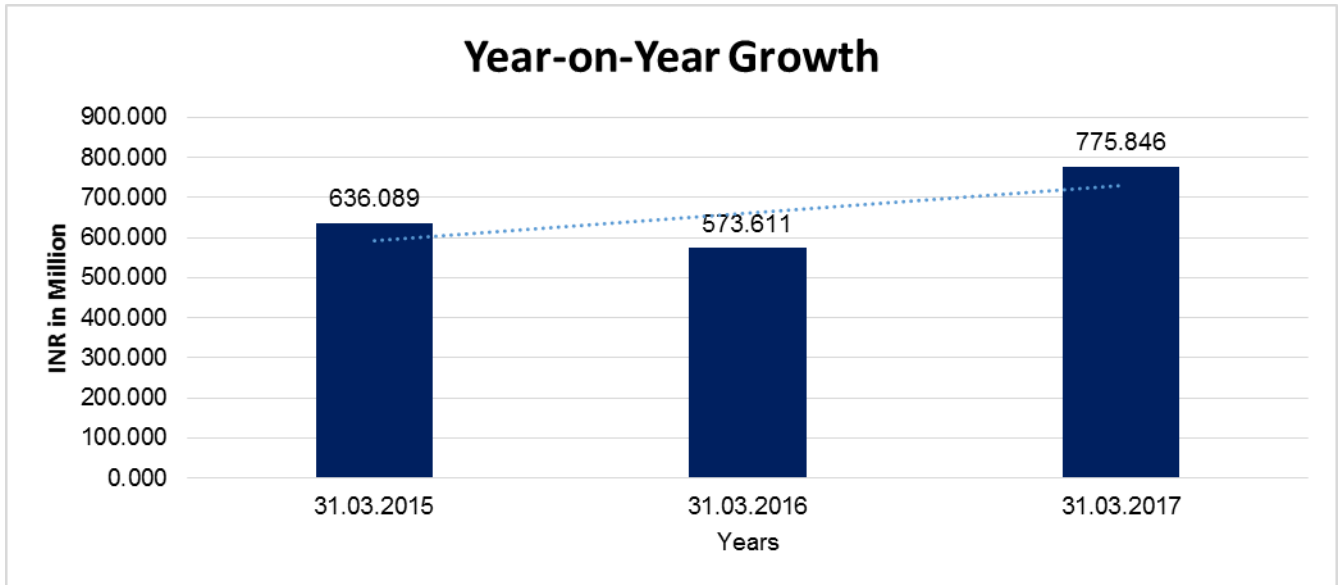
Particular	31.03.2015	31.03.2016	31.03.2017
	INR In Million	INR In Million	INR In Million
Share Capital	10.523	11.232	11.232
Reserves & Surplus	220.014	267.618	302.888
Net worth	230.537	278.850	314.120
long-term borrowings	289.928	241.167	283.728
Short term borrowings	214.690	179.574	173.676
Current Maturities of Long term debt	88.723	57.628	43.068
Total borrowings	593.341	478.369	500.472
Debt/Equity ratio	2.574	1.716	1.593



YEAR-ON-YEAR GROWTH

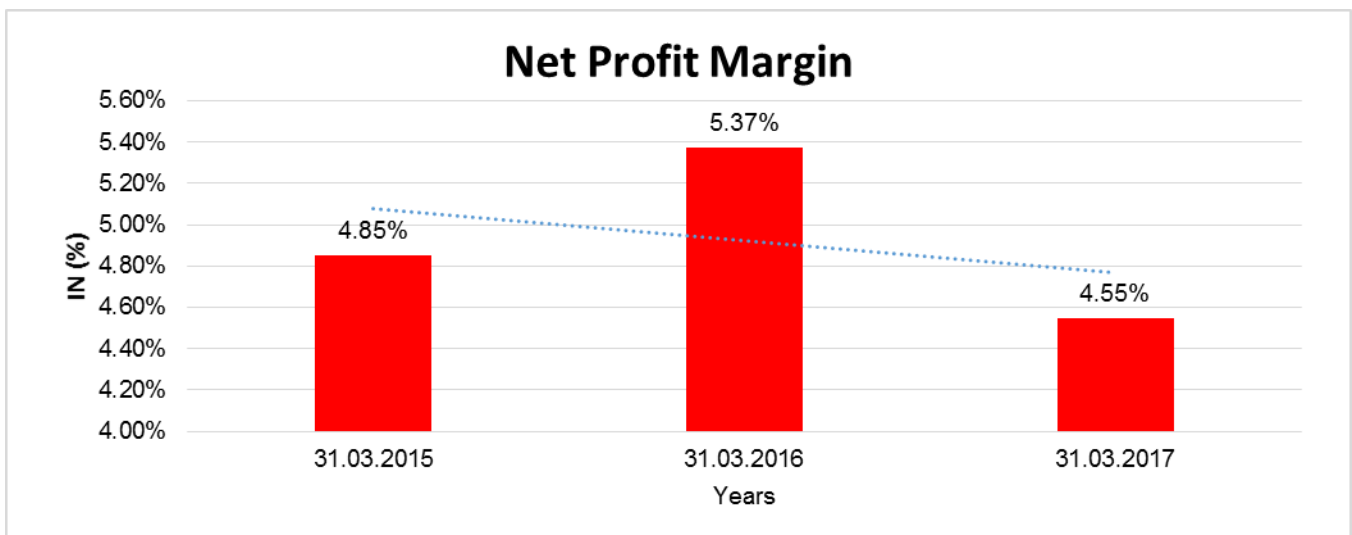
Year on Year Growth	31.03.2015	31.03.2016	31.03.2017
	INR In Million	INR In Million	INR In Million
Sales	636.089	573.611	775.846
		(9.822)	35.256

DISCLAIMER : This Report is **PRIVATE & CONFIDENTIAL** and it is prepared at the request of and for its use by the Subscriber only. The Subscriber shall use the contents of the Report merely as an aid to its business. Mira Inform Private Limited ("MIPL") has collated information/data in the Report, which have not been verified unless otherwise specifically mentioned in the Report. The Subscriber shall independently verify the accuracy and correctness of the information/data before in any way acting upon the same. MIPL shall not be liable for any harm, injury, loss or damage caused to the Subscriber due to default by the Subscriber's debtors/beneficiaries in fulfilling their obligations of any nature whatsoever. This Report or any of its portion shall not be used as a documentary evidence or otherwise before any investigative agencies or forum of law. This Report is confidential and proprietary to MIPL. The Subscriber and/or any other person(s) may not reproduce, publish or disclose any of the contents of the Report to others without the express authorization of MIPL. This Report is prepared and issued to the Subscriber without any risk, responsibility or liability on the part of MIPL or its officials.



NET PROFIT MARGIN

Net Profit Margin	31.03.2015	31.03.2016	31.03.2017
	INR In Million	INR In Million	INR In Million
Sales	636.089	573.611	775.846
Profit	30.853	30.812	35.269
	4.85%	5.37%	4.55%



DISCLAIMER : This Report is **PRIVATE & CONFIDENTIAL** and it is prepared at the request of and for its use by the Subscriber only. The Subscriber shall use the contents of the Report merely as an aid to its business. Mira Inform Private Limited ("MIPL") has collated information/data in the Report, which have not been verified unless otherwise specifically mentioned in the Report. The Subscriber shall independently verify the accuracy and correctness of the information/data before in any way acting upon the same. MIPL shall not be liable for any harm, injury, loss or damage caused to the Subscriber due to default by the Subscriber's debtors/beneficiaries in fulfilling their obligations of any nature whatsoever. This Report or any of its portion shall not be used as a documentary evidence or otherwise before any investigative agencies or forum of law. This Report is confidential and proprietary to MIPL. The Subscriber and/or any other person(s) may not reproduce, publish or disclose any of the contents of the Report to others without the express authorization of MIPL. This Report is prepared and issued to the Subscriber without any risk, responsibility or liability on the part of MIPL or its officials.

ABRIDGED BALANCE SHEET (CONSOLIDATED)

SOURCES OF FUNDS	31.03.2017	31.03.2016
I. EQUITY AND LIABILITIES		
(1) Shareholders' Funds		
(a) Share Capital	11.232	11.232
(b) Reserves & Surplus	372.875	303.211
(c) Money received against share warrants	0.000	0.000
(2) Share Application money pending allotment	0.000	0.000
Total Shareholders' Funds (1) + (2)	384.107	314.443
(3) Non-Current Liabilities		
(a) long-term borrowings	770.900	707.710
(b) Deferred tax liabilities (Net)	57.201	42.208
(c) Other long term liabilities	12.271	10.386
(d) long-term provisions	0.000	0.000
Total Non-current Liabilities (3)	840.372	760.304
(4) Current Liabilities		
(a) Short term borrowings	173.676	179.574
(b) Trade payables	134.613	91.208
(c) Other current liabilities	314.674	532.985
(d) Short-term provisions	0.285	0.215
Total Current Liabilities (4)	623.248	803.982
TOTAL	1847.727	1878.729
II. ASSETS		
(1) Non-current assets		
(a) Fixed Assets		
(i) Tangible assets	922.326	741.464
(ii) Intangible Assets	0.742	0.830
(iii) Capital work-in-progress	0.000	0.000
(iv) Intangible assets under development	0.000	0.000
(b) Non-current Investments	25.637	19.303
(c) Deferred tax assets (net)	0.000	0.000
(d) Long-term Loan and Advances	231.419	359.087
(e) Other Non-current assets	0.000	0.000
Total Non-Current Assets	1180.124	1120.684
(2) Current assets		
(a) Current investments	0.000	0.000
(b) Inventories	351.215	304.769
(c) Trade receivables	162.642	237.610
(d) Cash and cash equivalents	22.517	204.374

DISCLAIMER : This Report is **PRIVATE & CONFIDENTIAL** and it is prepared at the request of and for its use by the Subscriber only. The Subscriber shall use the contents of the Report merely as an aid to its business. Mira Inform Private Limited ("MIPL") has collated information/data in the Report, which have not been verified unless otherwise specifically mentioned in the Report. The Subscriber shall independently verify the accuracy and correctness of the information/data before in any way acting upon the same. MIPL shall not be liable for any harm, injury, loss or damage caused to the Subscriber due to default by the Subscriber's debtors/beneficiaries in fulfilling their obligations of any nature whatsoever. This Report or any of its portion shall not be used as a documentary evidence or otherwise before any investigative agencies or forum of law. This Report is confidential and proprietary to MIPL. The Subscriber and/or any other person(s) may not reproduce, publish or disclose any of the contents of the Report to others without the express authorization of MIPL. This Report is prepared and issued to the Subscriber without any risk, responsibility or liability on the part of MIPL or its officials.

(e) Short-term loans and advances		130.036	10.795
(f) Other current assets		1.193	0.497
Total Current Assets		667.603	758.045
TOTAL		1847.727	1878.729

PROFIT & LOSS ACCOUNT (CONSOLIDATED)

	PARTICULARS	31.03.2017	31.03.2016
	SALES		
	Income	1293.153	973.870
	Other Income	6.709	22.301
	TOTAL	1299.862	996.171
Less	EXPENSES		
	Cost of Materials Consumed	378.928	203.485
	Employees benefits expense	218.205	166.408
	Other expenses	394.859	346.429
	Extraordinary Items	0.000	(3.133)
	TOTAL	991.992	713.189
	PROFIT/ (LOSS) BEFORE INTEREST, TAX, DEPRECIATION AND AMORTISATION	307.870	282.982
Less	FINANCIAL EXPENSES	133.573	127.781
	PROFIT / (LOSS) BEFORE TAX, DEPRECIATION AND AMORTISATION	174.297	155.201
Less/ Add	DEPRECIATION/ AMORTISATION	85.483	78.881
	PROFIT/ (LOSS) BEFORE TAX	88.814	76.320
Less	TAX	25.485	26.123
	PROFIT/ (LOSS) AFTER TAX	63.329	50.197
	Earnings / (Loss) Per Share (INR)	56.38	44.69

DISCLAIMER : This Report is **PRIVATE & CONFIDENTIAL** and it is prepared at the request of and for its use by the Subscriber only. The Subscriber shall use the contents of the Report merely as an aid to its business. Mira Inform Private Limited ("MIPL") has collated information/data in the Report, which have not been verified unless otherwise specifically mentioned in the Report. The Subscriber shall independently verify the accuracy and correctness of the information/data before in any way acting upon the same. MIPL shall not be liable for any harm, injury, loss or damage caused to the Subscriber due to default by the Subscriber's debtors/beneficiaries in fulfilling their obligations of any nature whatsoever. This Report or any of its portion shall not be used as a documentary evidence or otherwise before any investigative agencies or forum of law. This Report is confidential and proprietary to MIPL. The Subscriber and/or any other person(s) may not reproduce, publish or disclose any of the contents of the Report to others without the express authorization of MIPL. This Report is prepared and issued to the Subscriber without any risk, responsibility or liability on the part of MIPL or its officials.

LOCAL AGENCY FURTHER INFORMATION

Sr. No.	Check list by info agents	Available in Report (Yes/No)
1	Year of establishment	Yes
2	Constitution of the entity -Incorporation details	Yes
3	Locality of the entity	Yes
4	Premises details	No
5	Buyer visit details	--
6	Contact numbers	Yes
7	Name of the person contacted	No
8	Designation of contact person	No
9	Promoter's background	Yes
10	Date of Birth of Proprietor / Partners / Directors	Yes
11	Pan Card No. of Proprietor / Partners	No
12	Voter Id Card No. of Proprietor / Partners	No
13	Type of business	Yes
14	Line of Business	Yes
15	Export/import details (if applicable)	No
16	No. of employees	No
17	Details of sister concerns	Yes
18	Major suppliers	No
19	Major customers	No
20	Banking Details	Yes
21	Banking facility details	Yes
22	Conduct of the banking account	--
23	Financials, if provided	Yes
24	Capital in the business	Yes
25	Last accounts filed at ROC, if applicable	Yes
26	Turnover of firm for last three years	Yes
27	Reasons for variation <> 20%	--
28	Estimation for coming financial year	No
29	Profitability for last three years	Yes
30	Major shareholders, if available	Yes
31	External Agency Rating, if available	Yes
32	Litigations that the firm/promoter involved in	--
33	Market information	--
34	Payments terms	No
35	Negative Reporting by Auditors in the Annual Report	No

DETAILS OF COMPANY AFFAIRS

For the year under review, the business operations of the Company comprise to carry on the business of Buses and Vehicles Body Buildings, Repairing and Services and Bus Hiring Services alongwith Bus Operations and Maintenance Services.

The Company's Net Profit after Tax in F.Y. 2016-2017 is INR 35.269 Million as compared to INR 30.812 Million in previous F.Y. 2015-2016.

UNSECURED LOAN

Unsecured Loan	31.03.2017 (INR in Million)	31.03.2016 (INR in Million)
Long-term Borrowings		
Deposits		
Deferred payment of Liabilities	1.131	3.868
From Others (Directors/ Shareholders)	2.051	1.649
Total	3.182	5.517

INDEX OF CHARGES

S No	SRN	Charge Id	Charge Holder Name	Date of Creation	Date of Modification	Date of Satisfaction	Amount	Address
1	G92 899 046	100 189 664	PNB Housing Finance Limited	12/03/ 2018	-	-	19700000.0	9th Floor Antriksh Bhawan22 K G Margnew Delhide110001in
2	G73 368 201	100 147 791	HDFC Bank Limited	02/11/ 2017	-	-	330000000.0	HDFC Bank Housesenapati Bapat Marglower Parel Wmumbaimh400013in
3	G61 520 623	100 133 361	HDFC Bank Limited	11/09/ 2017	-	-	330000000.0	HDFC Bank Housesenapati Bapat Marglower Parel Wmumbaimh400013in
4	G61 521 266	100 133 363	HDFC Bank Limited	24/08/ 2017	-	-	80000000.0	HDFC Bank Housesenapati Bapat Marglower Parel Wmumbaimh400013in
5	G13 321	100 052	Dewan Housing	20/09/ 2016	-	-	49901083.0	Warden House 2nd Floorsir P M

DISCLAIMER : This Report is **PRIVATE & CONFIDENTIAL** and it is prepared at the request of and for its use by the Subscriber only. The Subscriber shall use the contents of the Report merely as an aid to its business. Mira Inform Private Limited ("MIPL") has collated information/data in the Report, which have not been verified unless otherwise specifically mentioned in the Report. The Subscriber shall independently verify the accuracy and correctness of the information/data before in any way acting upon the same. MIPL shall not be liable for any harm, injury, loss or damage caused to the Subscriber due to default by the Subscriber's debtors/beneficiaries in fulfilling their obligations of any nature whatsoever. This Report or any of its portion shall not be used as a documentary evidence or otherwise before any investigative agencies or forum of law. This Report is confidential and proprietary to MIPL. The Subscriber and/or any other person(s) may not reproduce, publish or disclose any of the contents of the Report to others without the express authorization of MIPL. This Report is prepared and issued to the Subscriber without any risk, responsibility or liability on the part of MIPL or its officials.

	245	502	Finance Corporation Limited					Roadfortmumbaima400001in
6	G02 469 591	100 023 338	Religare Finvest Limited	29/02/ 2016	-	-	70000000.0	D3, P3B, District Centre, Saketnew Delhide110017in
7	C75 111 807	106 114 02	Tjsb Sahakari Bank Limited	03/11/ 2015	-	-	434000.0	Gala No. 16-17, Jagruti Apartmentskalwa Naka, Kalwathanemh400605in
8	C75 110 791	106 113 99	Tjsb Sahakari Bank Limited	30/10/ 2015	-	-	464000.0	Gala No. 16-17, Jagruti Apartmentskalwa Naka, Kalwathanemh400605in
9	C08 021 396	105 048 37	Union Bank Of India	31/05/ 2014	-	-	211600000.0	Kapurbavdi Branch, Dhanlaxmi Industrial Estate, Gokul Nagar, Old Agroa Road, L.B.S.Maerg, Thane(W)Thanemh400601in
10	B93 028 454	104 689 62	Bank Of India	13/12/ 2013	-	-	250000000.0	CBD Belapur Branch, Sector 11, Plot No. 11bank Of India Building, Cbd Belapurnavi Mumbaimh400614in

CONTINGENT LIABILITIES:

(INR in million)

PARTICULARS	31.03.2017	31.03.2016
Bank Guarantees	29.123	25.903
Corporate Guarantees (given to 100% Subsidiary)	598.310	557.364

FIXED ASSETS

- Freehold Land
- Leasehold Land
- Factory Building
- Office Building
- Plant and Machinery

DISCLAIMER : This Report is **PRIVATE & CONFIDENTIAL** and it is prepared at the request of and for its use by the Subscriber only. The Subscriber shall use the contents of the Report merely as an aid to its business. Mira Inform Private Limited ("MIPL") has collated information/data in the Report, which have not been verified unless otherwise specifically mentioned in the Report. The Subscriber shall independently verify the accuracy and correctness of the information/data before in any way acting upon the same. MIPL shall not be liable for any harm, injury, loss or damage caused to the Subscriber due to default by the Subscriber's debtors/beneficiaries in fulfilling their obligations of any nature whatsoever. This Report or any of its portion shall not be used as a documentary evidence or otherwise before any investigative agencies or forum of law. This Report is confidential and proprietary to MIPL. The Subscriber and/or any other person(s) may not reproduce, publish or disclose any of the contents of the Report to others without the express authorization of MIPL. This Report is prepared and issued to the Subscriber without any risk, responsibility or liability on the part of MIPL or its officials.

- Furniture and Fixture
- Office Equipment's
- Computers
- Motor Vehicles
- Commercial Vehicle PMPML Diesel Buses
- Commercial Vehicle CNG Diesel Buses

CMT REPORT (Corruption, Money Laundering & Terrorism]

The Public Notice information has been collected from various sources including but not limited to: **The Courts, India Prisons Service, Interpol, etc.**

1] INFORMATION ON DESIGNATED PARTY

No records exist designating subject or any of its beneficial owners, controlling shareholders or senior officers as terrorist or terrorist organization or whom notice had been received that all financial transactions involving their assets have been blocked or convicted, found guilty or against whom a judgement or order had been entered in a proceedings for violating money-laundering, anti-corruption or bribery or international economic or anti-terrorism sanction laws or whose assets were seized, blocked, frozen or ordered forfeited for violation of money laundering or international anti-terrorism laws.

2] Court Declaration :

No records exist to suggest that subject is or was the subject of any formal or informal allegations, prosecutions or other official proceeding for making any prohibited payments or other improper payments to government officials for engaging in prohibited transactions or with designated parties.

3] Asset Declaration :

No records exist to suggest that the property or assets of the subject are derived from criminal conduct or a prohibited transaction.

4] Record on Financial Crime :

Charges or conviction registered against subject: **None**

5] Records on Violation of Anti-Corruption Laws :

Charges or investigation registered against subject: **None**

6] Records on Int'l Anti-Money Laundering Laws/Standards :

Charges or investigation registered against subject: **None**

7] Criminal Records

No available information exist that suggest that subject or any of its principals have been formally charged or convicted by a competent governmental authority for any financial crime or under any formal investigation by a competent government authority for any violation of anti-corruption laws or international anti-money laundering laws or standard.

8] Affiliation with Government :

No record exists to suggest that any director or indirect owners, controlling shareholders, director, officer or employee of the company is a government official or a family member or close business associate of a Government official.

9] Compensation Package :

Our market survey revealed that the amount of compensation sought by the subject is fair and reasonable and comparable to compensation paid to others for similar services.

10] Press Report :

No press reports / filings exists on the subject.

CORPORATE GOVERNANCE

MIRA INFORM as part of its Due Diligence do provide comments on Corporate Governance to identify management and governance. These factors often have been predictive and in some cases have created vulnerabilities to credit deterioration.

Our Governance Assessment focuses principally on the interactions between a company's management, its Board of Directors, Shareholders and other financial stakeholders.

CONTRAVENTION

Subject is not known to have contravened any existing local laws, regulations or policies that prohibit, restrict or otherwise affect the terms and conditions that could be included in the agreement with the subject.

FOREIGN EXCHANGE RATES

Currency	Unit	INR
US Dollar	1	INR 73.44
UK Pound	1	INR 95.65
Euro	1	INR 84.17

INFORMATION DETAILS

Information Gathered by :	JIR
Analysis Done by :	DIV
Report Prepared by :	RSH

SCORE FACTORS

DEMERIT POINTS		
--BANK CHARGES	YES/NO	YES
--LITIGATION	YES/NO	NO
--OTHER ADVERSE INFORMATION	YES/NO	NO
MERIT POINTS		
--SOLE DISTRIBUTORSHIP	YES/NO	NO
--EXPORT ACTIVITIES	YES/NO	NO
--AFFILIATION	YES/NO	YES
--LISTED	YES/NO	NO
--OTHER MERIT FACTORS	YES/NO	YES

RATING EXPLANATIONS

Credit Rating	Explanation	Rating Comments
A+	Low Risk	Business dealings permissible with low risk of default
A	Acceptable Risk	Business dealings permissible with moderate risk of default
B	Medium Risk	Business dealings permissible on a regular monitoring basis
C	Medium High Risk	Business dealings permissible preferably on secured basis
D	High Risk	Business dealing not recommended or on secured terms only
NB	New Business	No recommendation can be done due to business in infancy stage
NT	No Trace	No recommendation can be done as the business is not traceable

NB is stated where there is insufficient information to facilitate rating. However, it is not to be considered as unfavourable.

This score serves as a reference to assess SC's credit risk and to set the amount of credit to be extended. It is calculated from a composite of weighted scores obtained from each of the major sections of this report. The assessed factors are as follows:

- Financial condition covering various ratios
- Company background and operations size
- Promoters / Management background
- Payment record
- Litigation against the subject
- Industry scenario / competitor analysis
- Supplier / Customer / Banker review (wherever available)

DISCLAIMER : This Report is **PRIVATE & CONFIDENTIAL** and it is prepared at the request of and for its use by the Subscriber only. The Subscriber shall use the contents of the Report merely as an aid to its business. Mira Inform Private Limited ("MIPL") has collated information/data in the Report, which have not been verified unless otherwise specifically mentioned in the Report. The Subscriber shall independently verify the accuracy and correctness of the information/data before in any way acting upon the same. MIPL shall not be liable for any harm, injury, loss or damage caused to the Subscriber due to default by the Subscriber's debtors/beneficiaries in fulfilling their obligations of any nature whatsoever. This Report or any of its portion shall not be used as a documentary evidence or otherwise before any investigative agencies or forum of law. This Report is confidential and proprietary to MIPL. The Subscriber and/or any other person(s) may not reproduce, publish or disclose any of the contents of the Report to others without the express authorization of MIPL. This Report is prepared and issued to the Subscriber without any risk, responsibility or liability on the part of MIPL or its officials.